

# RISING 6TH GRADE PARENT INFO

AUTREY MILL MIDDLE SCHOOL





**Mr. Trey Martin,  
Principal**



**Mrs. Ashley Perry,  
Assistant Principal**




**Ms. Emily D'Antoni,  
School Counselor**

# **YOUR 6TH GRADE TEAM**

**Rigor, Relevance, and Relationships**

# MIDDLE SCHOOL TRANSITION INFORMATION RISING 6TH GRADE PARENTS



**Logistics**

**Academics**

**Social**

What to expect and how can we support students together?





SCHOOL HOURS – 8:55-4:05

SCHOOL DOORS OPEN- 7:50

BREAKFAST IS SERVED AT 8:25

EARLIEST TIME TO GO TO HOMEROOM– 8:35

TARDY BELL – 8:55

SCHOOL MASCOT – LION

SCHOOL COLORS – BLUE AND GOLD



# ● ● ● ELEMENTARY SCHOOL VS. MIDDLE SCHOOL

Larger building  
7 class periods, 7 teachers  
Class transitions  
Lockers  
PE Locker Room Changing  
Student Devices (laptops)



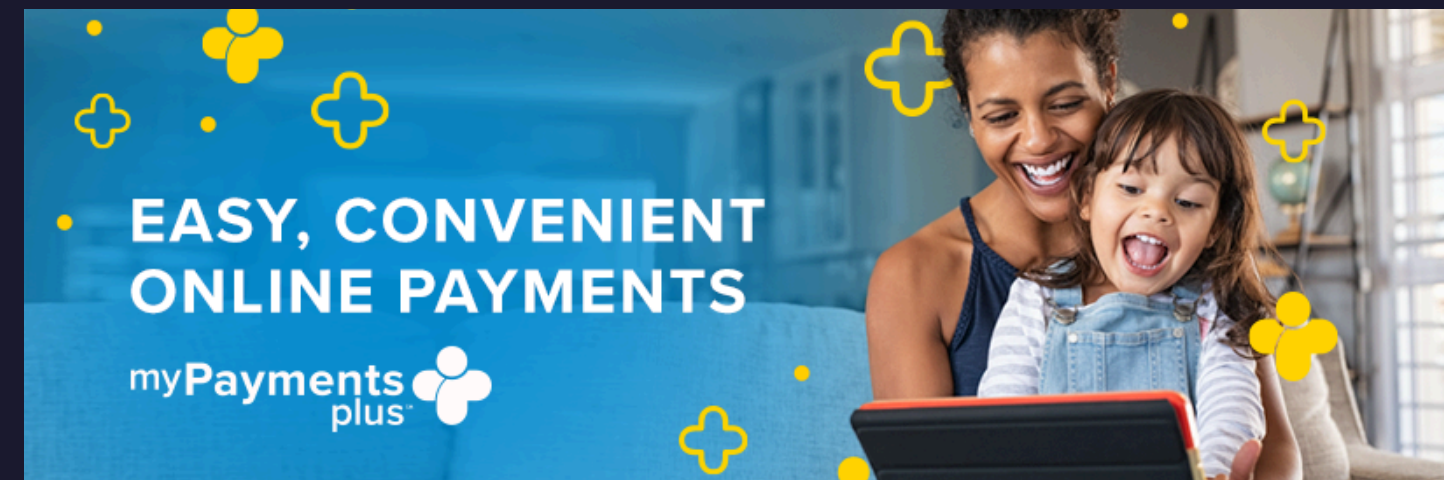
Organization  
Time Management  
Communication  
Studying  
Advocacy



<b>6th Grade</b>
<b>Homeroom</b> 8:55 - 9:25
<b>1st Period</b> 9:29 - 10:16
<b>2nd period</b> 10:21 - 11:08
<b>3rd Period</b> 11:13 - 12:00
<b>Lunch</b> 12:00 - 12:30
<b>4th Period</b> 12:40 - 1:27
<b>5th Period</b> 1:32 - 2:19
<b>6th Period</b> 2:24 - 3:11
<b>7th Period</b> 3:16 - 4:05

# 6TH GRADE BELL SCHEDULE


- HOMEROOM
- 5 ACADEMIC COURSES
- 2 CONNECTION COURSE PERIODS
- LUNCH: AFTER 3RD PERIOD (30 MINUTES)
- EACH CLASS IS 47 MINUTES
- FIVE MINUTES TO PASS BETWEEN EACH CLASS PERIOD



**Homeroom**: Pledge of Allegiance, Announcements, Student Success Skills, Recess (Tuesdays), PBIS events

**Lunch**: Students sit at 3rd period table, Free Seating offered on Fridays throughout each semester

# 6th Grade Math Pathways



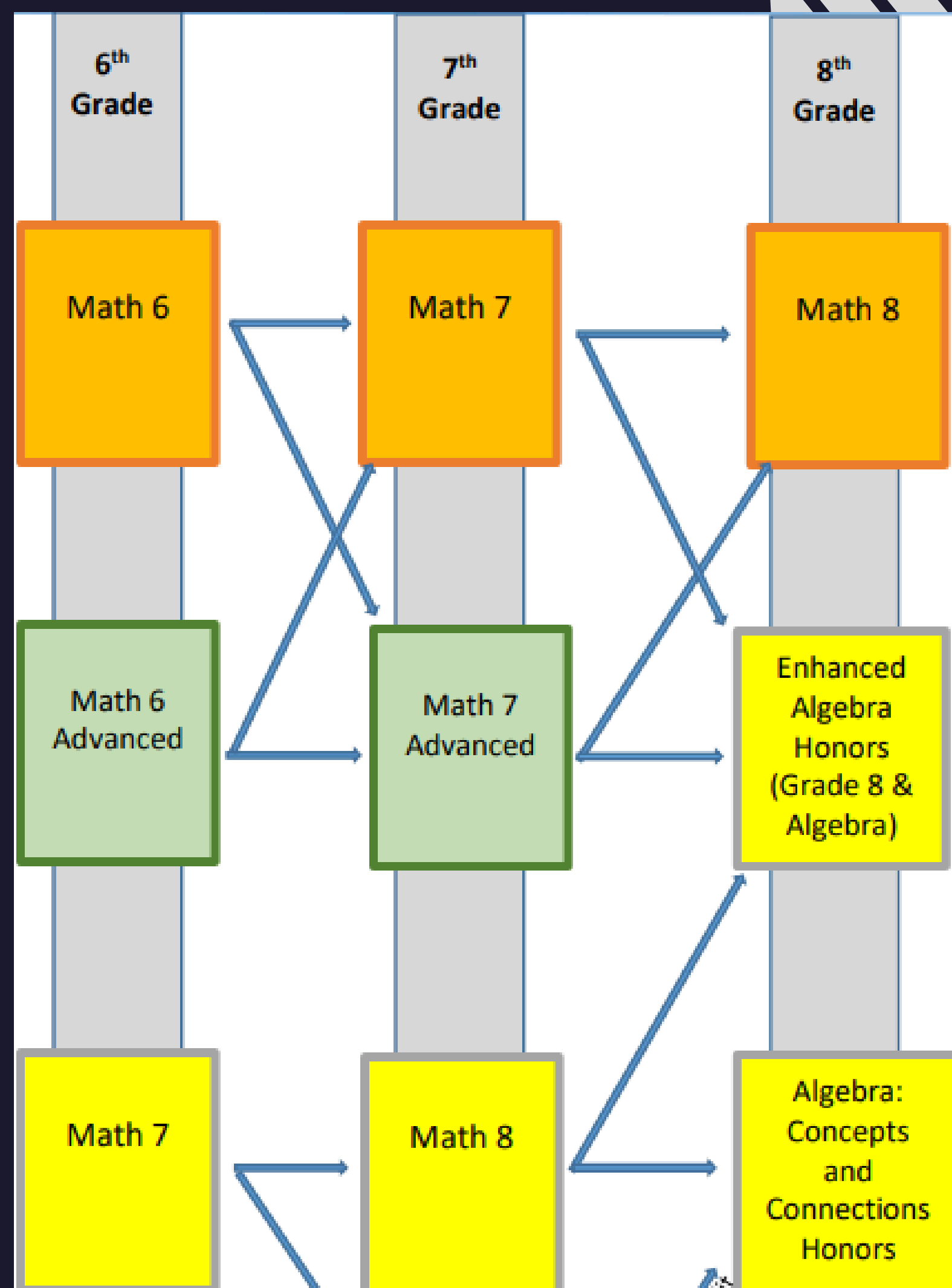
Math 6



Math 6 Advanced



Math 7



# 6th Grade ELA

The curriculum is comprised of the Georgia Standards of Excellence (GSE) and focuses on the integration of Vocabulary, Literature, Reading Strategies, Oral Language Skills, Research, and Grammar.

**Course materials:** iReady Teacher Toolbox, Scholastic, WriteScore lessons, Savvas *myPerspectives*



# 6th Grade Science


## Earth Science

Students explore earth science by engaging in science and engineering practices and crosscutting concepts to better understand Earth's Materials, Earth's Structure and Formation, our Solar System, Evolution of the Universe, Hydrology, Oceanography, Meteorology, Energy,



# 6th Grade Social Studies

Map Skills, Geography of Europe, Political System of Europe (Government), Economic Systems of Europe, History of Europe, Canada, Geography of Latin American and the Caribbean, Political Systems in Latin America, Economic Systems in Latin America, History of Latin America, Origins and Development of Australian, Personal Finance



# World Language



Communication

Culture

Connections

Comparisons

Communities

# Reading

Fiction and Non-Fiction

Guided Reading

Independent Reading

Leveled Texts


Literary Writing Response



# 6th Grade Connections



All 6th grade students will have one term of Health and Career Awareness, and at least one term of PE



Art  
Marketing  
Video Broadcasting  
Engineering  
Adventure Quest  
STEM  
Drama



Year-long connection options

Band  
Chorus  
Orchestra




# Sample Schedule

Quarter 1	Quarter 2	Quarter 3	Quarter 4
HR	HR	HR	HR
ELA	ELA	ELA	ELA
Latin	Latin	Latin	Latin
SS	SS	SS	SS
Math	Math	Math	Math
<u>Health</u>	PE	Drama	<u>PE</u>
<u>Career Awareness</u>	Engineering	Video Broadcast	Marketing


# Sample Schedule

Quarter 1	Quarter 2	Quarter 3	Quarter 4
HR	HR	HR	HR
ELA	ELA	ELA	ELA
Latin	Latin	Latin	Latin
SS	SS	SS	SS
Math	Math	Math	Math
<u>Band</u>	<u>Band</u>	<u>Band</u>	<u>Band</u>
<u>Health</u>	Art	<u>PE</u>	<u>Career Awareness</u>

# Lockers



- Student's assigned their own locker
- It is easier to open than you think! It only takes a little practice, and we get plenty of time to learn how to do it.
- Over the summer, it may help to get a lock to practice opening. You can find them at the Dollar Store or Target, etc.
- Encourage your student to keep their locker neat and organized.



## Late Arrival

- Parents do NOT accompany tardy students into the building.
- Drop your student off at the carpool crosswalk.
- They will go to the front door and ring the bell to be let into the building.
- They will report to the front office for a tardy pass and go to class and give the pass to their teacher.

## Check-Out

- If a student needs to leave school early, they bring a note to the front office in the morning.
- They will be issued a pass to give to the teacher for the period for which they need to leave.



## Absent

- Of course, we want students to come to school everyday!
- Parents should contact Mrs. Perry for pre-approval if an absence is planned.
- If your student is sick, they bring a note to the front office on the day they come back to school.
- All information about absences can be found on our website and in the student agenda.
- Students get 5 participated remote days per semester. Please email Mrs. Perry and our attendance clerk for approval.

# ATTENDANCE

[ammsattendance@fultonschools.org](mailto:ammsattendance@fultonschools.org)

# CARPOOL

Get in the carpool line. Move up as the line moves. Merge into exit lane once your student is in the car.

Park in the front parking lot or side lot spaces adjacent to basketball courts.

Park in the back lot closest to the Falls. Students will cross when allowed by AMMS staff.

Parents who park in the front or side lot **MUST** come across the crosswalk to the school sidewalk to pick up their student. Students are **NOT** allowed to cross to the parking lot without a parent.


Arrive at 4:20 to avoid lines.

# DISMISSAL

- DISMISSAL BEGINS AT 4:05.
- STUDENTS ARE DISMISSED BY GRADE AND BY METHOD OF TRANSPORTATION (CAR RIDER/WALKER/BUS).
- ALL STUDENTS LEAVE THROUGH THE FRONT OF THE BUILDING – CAR RIDERS ON THE LEFT AND BUSES ON THE RIGHT.



# School Clubs



- In middle school, students have the opportunity to join a club.
- They can even start their own club!
- Clubs meet either before or after school.
- Clubs start after Labor Day and will be advertised on the school website and on the announcements. Students will get to attend a Club Fair, as well.



# Transition Support

## Elementary School Tours

Sneak Preview (Thursday before first day of school)

## PTA Events

Students practice opening and using their locker

Teachers and staff are in the halls during all transitions

Flexible with tardiness during the first couple of weeks

Five-minute transition time

Hall passes

School Counselors and Admin



# Student Supports

Student Success Skills (SSS)

Help Sessions

Extended Learning

Tutoring Resources

Student Support Team

3 School Counselors, School Psychologist,  
School Social Worker, Graduation Coach

Summit Counseling Center (on-site mental health partner)

School Clubs / Activities

Clinic



# Parent Support

Normalize fears and stay positive

Walk schedule with student during Sneak Preview

Routine/schedule for HW/studying

Organizing backpack/supplies throughout the year

Support school rules and routine

Limit/monitor screen time

\*\*Social Media / Cell Phone

Encourage your student to get connected with school activities

Reinforce self-advocacy

Find opportunities for them to develop positive, health relationships with people who have common interests; who are your child's "trusted adults"

Infinite Campus\*

\*\*Take time to explore our AMMS website\*\*



# Communications

Infinite Campus

Weekly "Lion's Roar"

AMMS Website

Grade-Level Bi-Weekly Newsletters

*Infinite*  
*Campus*

Teacher emails

Student Agenda


Canvas

PTO Website

Attendance alerts



**ClassLink**



**Canvas Parent**

# Proof of Residency

- FORMS WILL BE COLLECTED JULY 1ST TO SEPTEMBER 4TH
- MUST HAVE STUDENT'S NAME ON IT AND BE LEGIBLE

## One Utility Proof (Must be current)

**Note: Gas Bills NOT Pitch Variation**

- \* Water Monthly Statement
- \* Electric Monthly Statement

## One Residency Proof (Must be current)

- \* Copy of home mortgage bill
- \* Current apartment/house lease (signed)
- \* Copy of Section 8/HUD housing document
  - \* Copy of home sale contract
  - \* Current HOA bill/statement
  - \* Current tax assessment bill

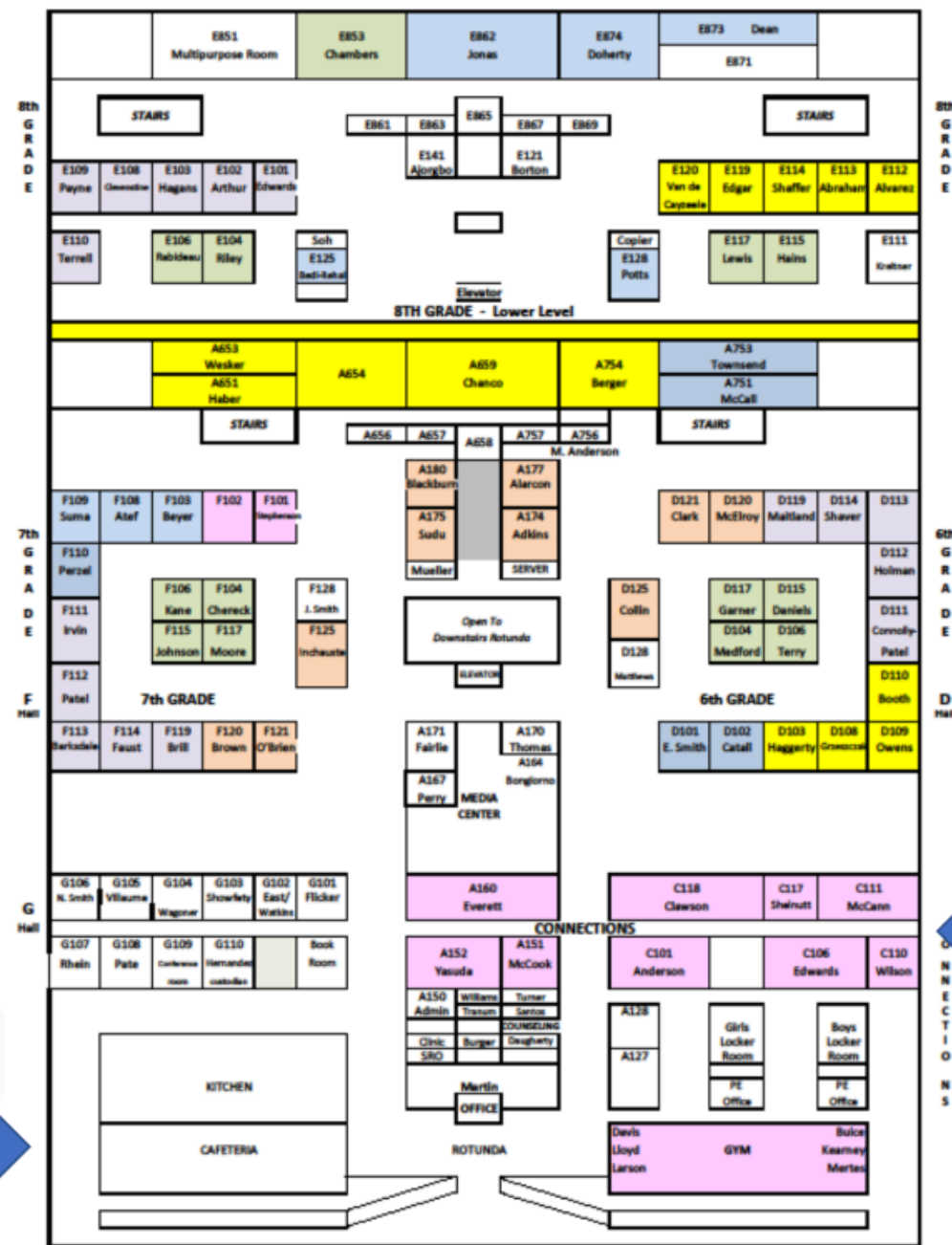
FORMS CAN BE TURNED IN AT SNEAK PREVIEW OR TO THE FRONT OFFICE.

# Questions?

Autrey Mill Rising 6th Grade  
Parent Night



# AMMS Tour Time!



It is easy to get around – we promise!

6<sup>th</sup> Grade – D Hall

Connections

Cafeteria

Front Doors

There is a map in our agendas & on the walls in the school. At sneak preview, you can come get your schedule and find all of your classes.