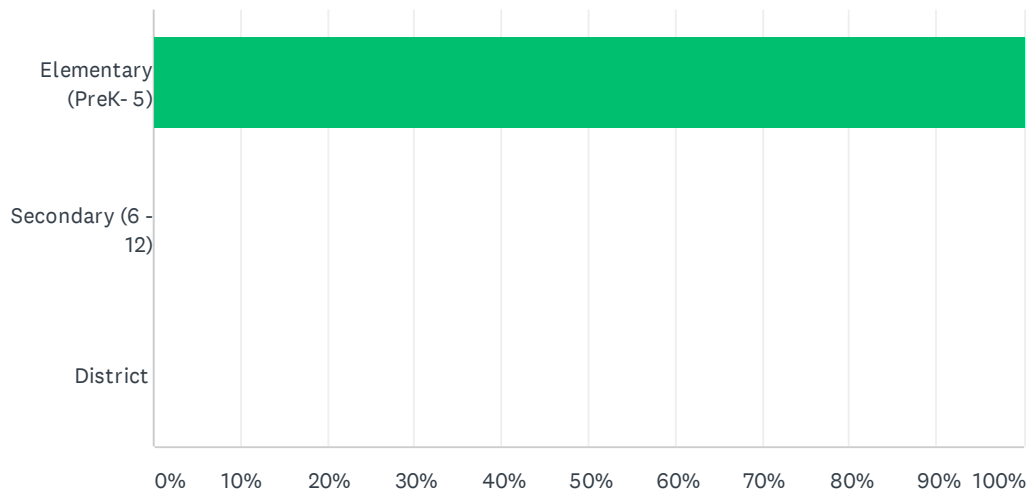


Q1 Your District Level

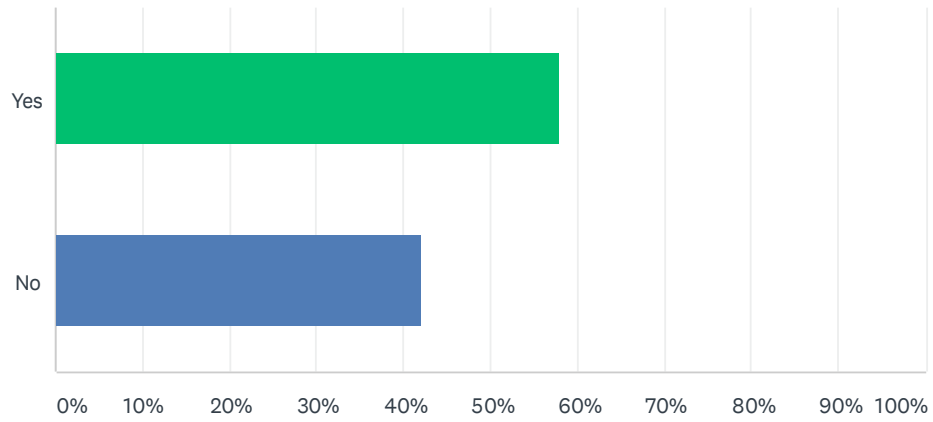
Answered: 88 Skipped: 0



ANSWER CHOICES	RESPONSES	
Elementary (PreK- 5)	100.00%	88
Secondary (6 - 12)	0.00%	0
District	0.00%	0
TOTAL		88

Q2 Have you had any Video Conference sessions with students to date?

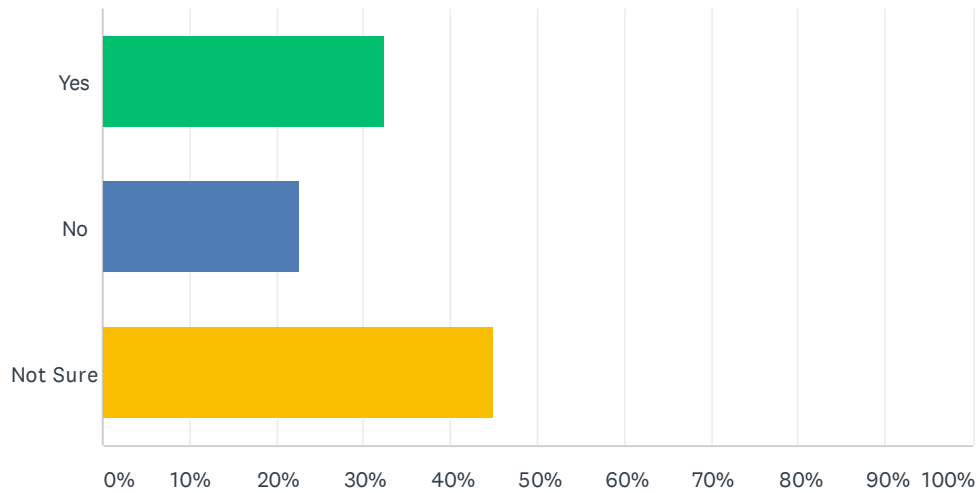
Answered: 88 Skipped: 0



ANSWER CHOICES	RESPONSES
Yes	57.95% 51
No	42.05% 37
TOTAL	88

Q3 If you answered No above do you plan to offer Video Conferencing with students?

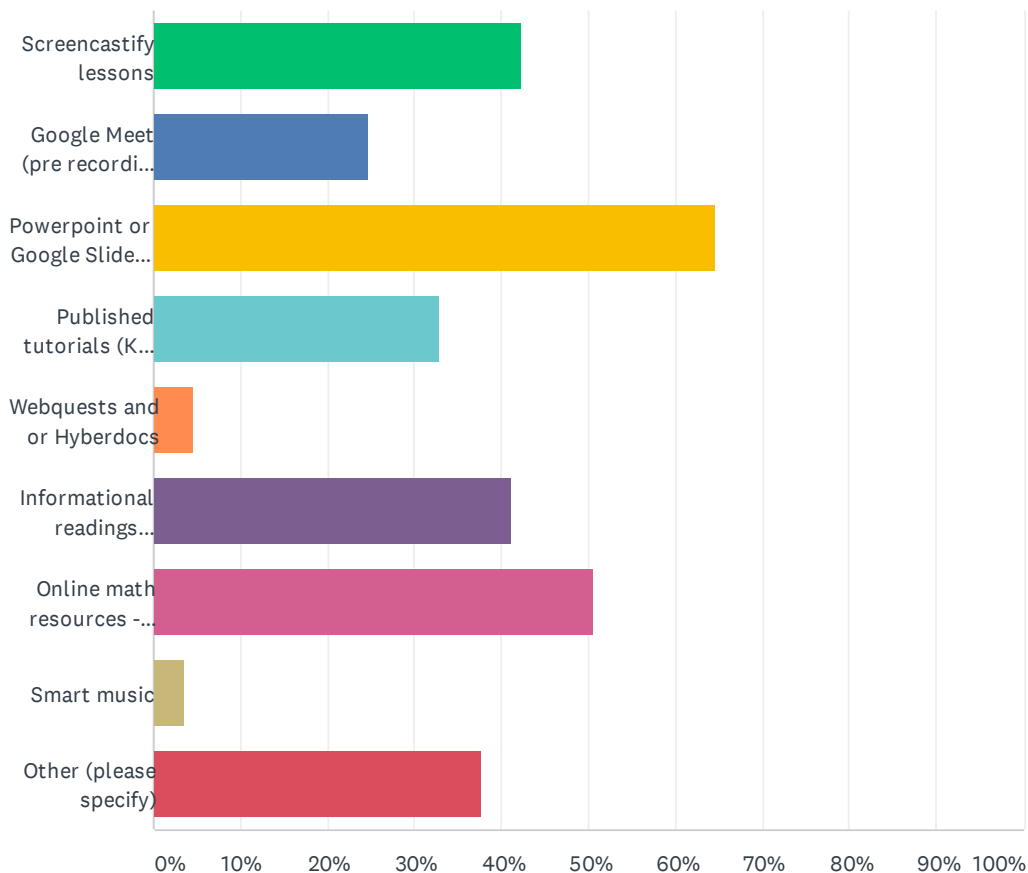
Answered: 40 Skipped: 48



ANSWER CHOICES	RESPONSES	
Yes	32.50%	13
No	22.50%	9
Not Sure	45.00%	18
TOTAL		40

Q4 What tools have you used to deliver new content and skills to students?

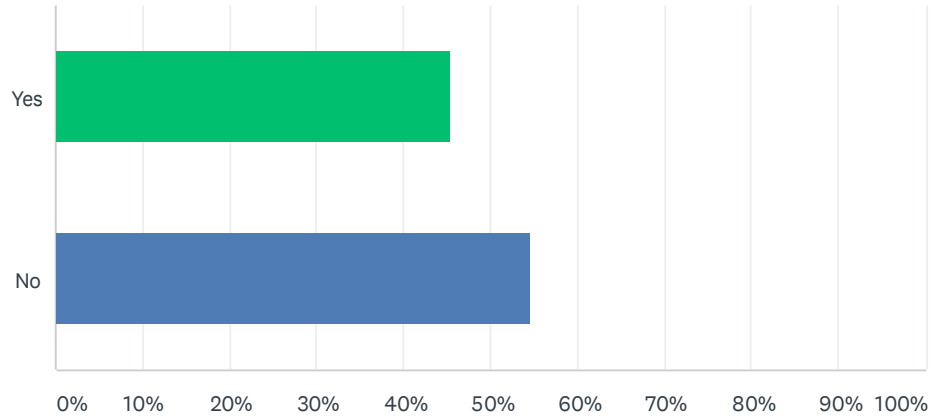
Answered: 85 Skipped: 3



ANSWER CHOICES	RESPONSES	
Screencastify lessons	42.35%	36
Google Meet (pre recording lessons)	24.71%	21
Powerpoint or Google Slides presentations	64.71%	55
Published tutorials (Khan Academy, Engage NY, audio files, etc.)	32.94%	28
Webquests and or Hyberdocs	4.71%	4
Informational readings (Textbook, Primary Sources, News articles, etc.)	41.18%	35
Online math resources - Envision, iXL, etc.	50.59%	43
Smart music	3.53%	3
Other (please specify)	37.65%	32
Total Respondents: 85		

Q5 Do you have interest in the option of video conferencing for direct instruction of new content and skills?

Answered: 88 Skipped: 0



ANSWER CHOICES	RESPONSES	
Yes	45.45%	40
No	54.55%	48
TOTAL		88