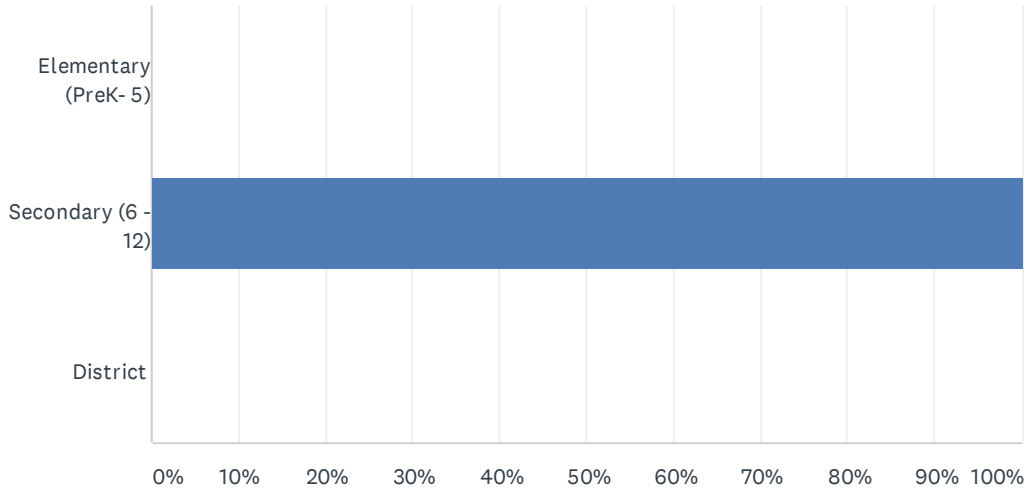


## Q1 Your District Level

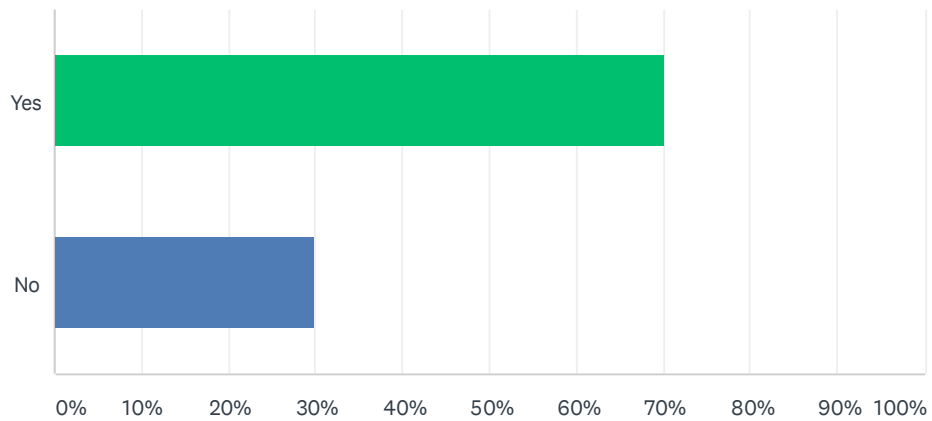
Answered: 67 Skipped: 0



ANSWER CHOICES	RESPONSES
Elementary (PreK- 5)	0.00% 0
Secondary (6 - 12)	100.00% 67
District	0.00% 0
<b>TOTAL</b>	<b>67</b>

## Q2 Have you had any Video Conference sessions with students to date?

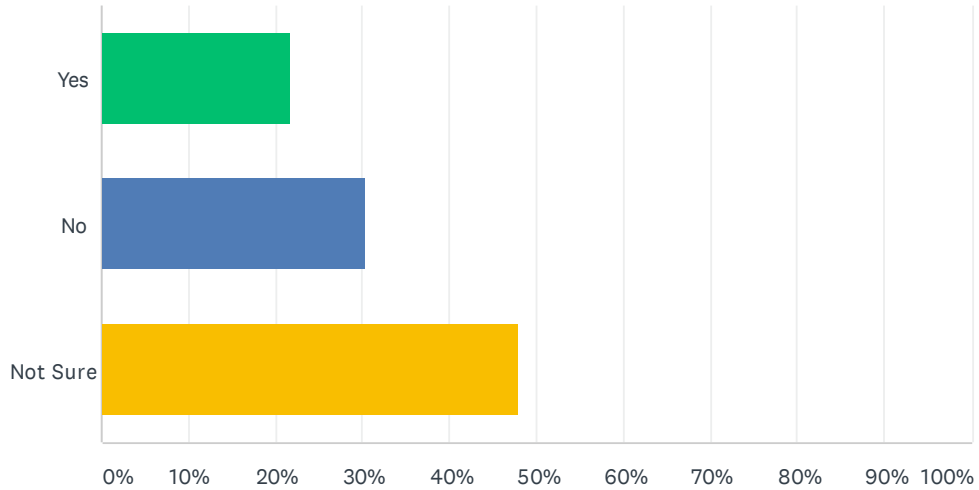
Answered: 67 Skipped: 0



ANSWER CHOICES	RESPONSES
Yes	70.15% 47
No	29.85% 20
<b>TOTAL</b>	<b>67</b>

### Q3 If you answered No above do you plan to offer Video Conferencing with students?

Answered: 23 Skipped: 44

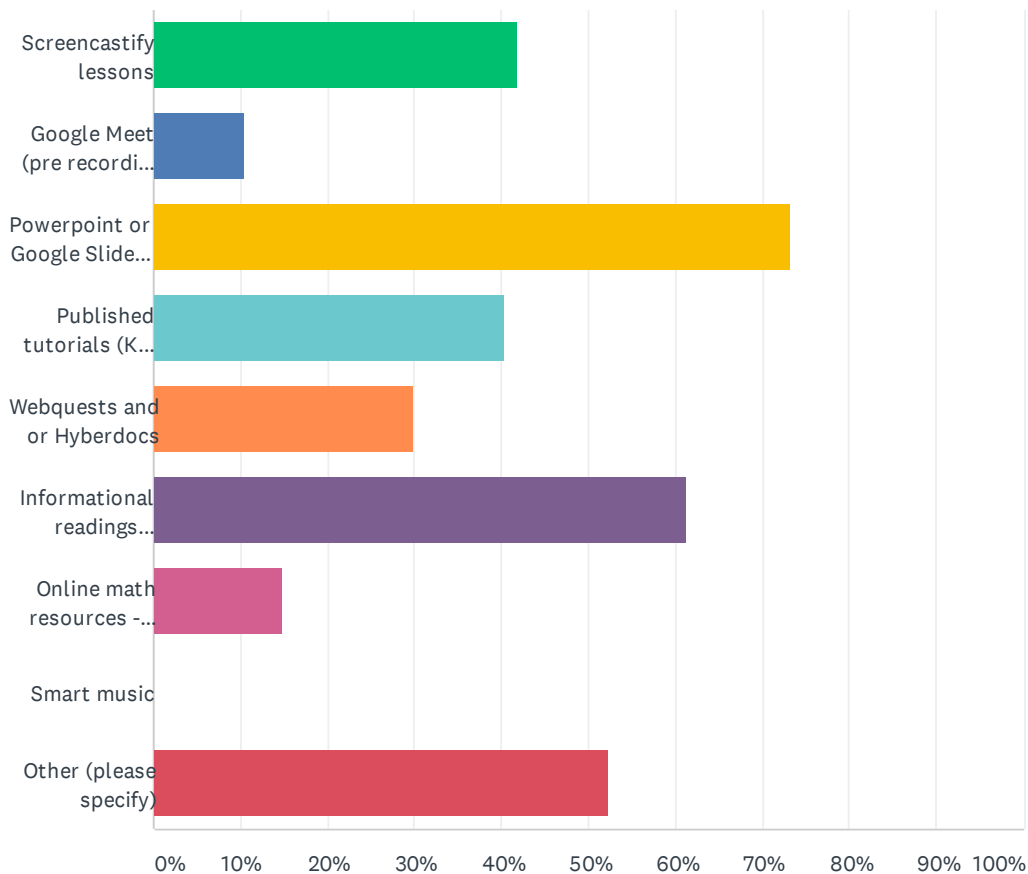


ANSWER CHOICES	RESPONSES	
Yes	21.74%	5
No	30.43%	7
Not Sure	47.83%	11
TOTAL		23

### Q4 What tools have you used to deliver new content and skills to students?

Answered: 67 Skipped: 0

## Remote Learning Survey

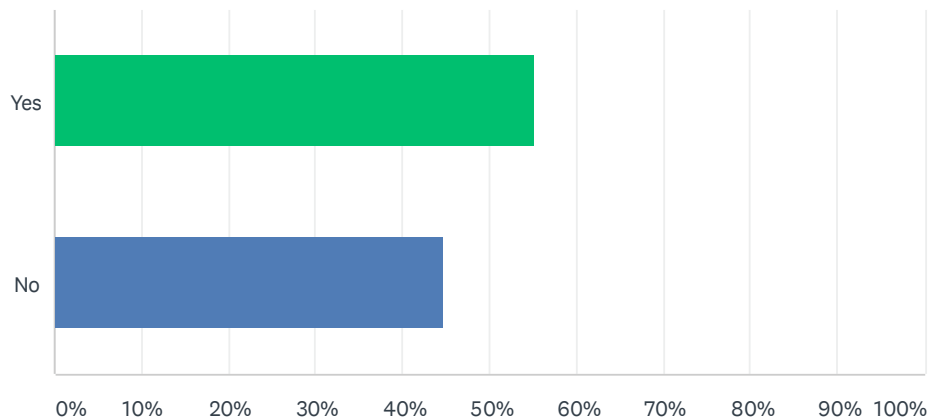


ANSWER CHOICES	RESPONSES	
Screencastify lessons	41.79%	28
Google Meet (pre recording lessons)	10.45%	7
Powerpoint or Google Slides presentations	73.13%	49
Published tutorials (Khan Academy, Engage NY, audio files, etc.)	40.30%	27
Webquests and or Hyberdocs	29.85%	20
Informational readings (Textbook, Primary Sources, News articles, etc.)	61.19%	41
Online math resources - Envision, iXL, etc.	14.93%	10
Smart music	0.00%	0
Other (please specify)	52.24%	35
Total Respondents: 67		

**Q5 Do you have interest in the option of video conferencing for direct instruction of new content and skills?**

Answered: 67   Skipped: 0

# Remote Learning Survey



ANSWER CHOICES	RESPONSES	
Yes	55.22%	37
No	44.78%	30
TOTAL		67