

n a s s a u
BOCES



2026 / 27
PROPOSED

BUDGETS

www.nassauboces.org

n a s s a u
BOCES

BOARD OF COOPERATIVE EDUCATIONAL SERVICES OF NASSAU COUNTY



DEBORAH COATES
President
2026



MICHAEL WEINICK
Vice President
2027



SUSAN BERGTRAUM
2027



LAWRENCE GREENSTEIN
2026



MICHAEL A. JAIME
2028



MARTIN R. KAYE
2027



FRAN N. LANGSNER
2028



ROBERT "B.A." SCHOEN
2028

EX OFFICIO STUDENT BOARD MEMBERS

ANGELINA CASTRO-BOUTIN
Westbury UFSD

OLIVIA LAWRENCE
Massapequa UFSD

CHRISTIAN MAGUIRE
Port Washington UFSD

LIDIA VELASQUEZ
Hempstead UFSD

MISSION STATEMENT

To partner with school districts and communities to provide premier educational and support services that ensure equity, opportunities and access for all.

A Message from our BOARD PRESIDENT

Dear Boards of Education and Superintendents,

We are pleased to share the proposed Nassau BOCES budgets for the 2026/27 school year, including the Tentative Administrative Budget, also referred to as the Administrative Operations Budget, which you will vote on in April. Each of the 56 component school districts should schedule a Board of Education meeting on April 28th (or April 29th for Central H.S. Districts) for the Tentative Administrative Budget vote and the election of Nassau BOCES Board members.

Financial challenges including rising costs related to insurance, labor, security needs and goods and services, and the uncertainty of federal funding combined with the state's tax levy limit continue to place significant budgetary pressure on school districts. Despite these challenges, we have prepared detailed budgets that reflect our commitment to the cost-effective use of resources in our operations.

These budgets are the result of judicious and thoughtful cost analyses as well as review at both the program and central office levels, with input from our Budget Review Committee, which includes component district representation. We extend our gratitude to the members of the Committee for their time, thoughtful questions and feedback.

Nassau BOCES continues to expand services in response to the needs of our component districts, serving as the first point of contact for technology, health and safety and other services. Our partnerships with various institutions and organizations have enabled us to enhance and diversify our program offerings.

Key budgetary highlights for 2026/27 include:

- **ADMINISTRATIVE OPERATIONS (AO):** The increase in the AO budget is 2.7%. The per student charge to districts is increasing less than 4%.
- **COMBINED ADMINISTRATIVE CHARGES:** Includes Administrative Operations, Facilities Rental, Capital Projects, and Debt Service costs which are increasing by less than 3%. The Nassau BOCES AO charge per student ranks as the 5th least expensive of the 37 BOCES in NYS (2025 NYSED data).
- **SPECIAL EDUCATION:** With over 1,700 students enrolled in BOCES and district-based programs, the Special Education program continues to grow and expand, and to prepare students for life after school, building real-world skills that lead to greater independence. Tuition and related service rate increases for 2026/27 range from 3.0% to 4.9%, reflecting the cost of administering the program.
- **REGIONAL SCHOOLS AND INSTRUCTIONAL PROGRAMS:** Career and Technical Education (CTE) tuition increased 3.9%. There are 54 course offerings across three locations: Barry Tech, GC Tech and the Long Island High School for the Arts. The In-District programs include 22 courses at seven component school districts.
- **CURRICULUM, INSTRUCTION AND TECHNOLOGY:** The department provides a wide range of critical technology, curriculum and instructional services to component districts, including Technology Planning, Cyber Security and Network Services, as well as Health and Safety Services, to name a few. Services are tailored to district needs and rates reflect the cost of providing high-quality programs that enhance educational outcomes for students.

The development of the budget was a team effort and aligns to our mission of "partnering with school districts and communities to provide premier educational and support services that ensure equity, opportunities and access for all."

On the evening of Wednesday, April 15, 2026, we have scheduled an informational meeting to discuss the Tentative Administrative Budget and "Meet the Candidates" for the three open seats on the Nassau BOCES Board. We look forward to your participation and are most appreciative of your support.

Sincerely,



Deborah Coates, *President*

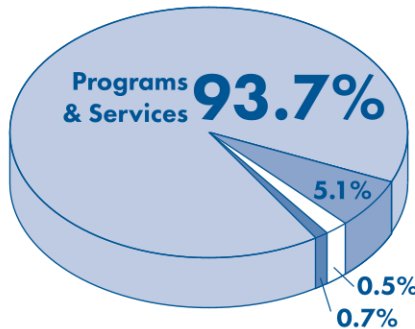
Table of Contents

The Budgeting Process	3
General Fund – Budget Summary.....	4
Nassau BOCES – A Commitment to Partnership.....	4
Schedule for the Budgeting Process.....	5
2026/27 Budget Review Committee.....	5
Explanation of Budget Terms.....	6
Description of Transfer Charges.....	7-8
Shared Services Aid to Nassau County Districts (BOCES Aid)	9
Shared Services Aid to Nassau County Districts (BOCES Aid) Chart.....	10
Comparison of Nassau BOCES Administrative Charges	11
Nassau BOCES Administrative Charges Comparison Chart.....	11
History of Nassau BOCES Administrative Charges and New Proposed Rates Chart.....	11
Administrative Charges	12-13
Administrative Operations Proposed Budget.....	14-16
Facilities Rental Proposed Budget.....	17
Capital Projects and Debt Service Proposed Budget.....	18
Administrative Cost Allocations Chart	19
Capital Fund Proposed Budget	20-21
Capital Projects Description and Status.....	22-31
Direct Services to Students: Tuition-Based Programs	32
Proposed Tuition and Related Services Rates Special Education.....	33
Special Education Proposed Budget.....	34
Career and Technical Education Proposed Budget.....	35
Twilight Alternative High Schools Proposed Budget.....	35
General Education Services Proposed Budget.....	35-36
Other Regional Programs and Services Proposed Budget.....	36
Support Services	36
Cooperative Bidding Proposed Budget.....	36
Curriculum and Instruction Proposed Budget.....	37
Food Services Proposed Budget.....	37
Health and Allied Services Proposed Budget.....	37-38
Health and Safety Training Proposed Budget.....	38
Interscholastic Athletics Proposed Budget.....	38
Regional Personnel Services Proposed Budget.....	38-39
Technology Services Proposed Budget.....	39-40
Transportation Services Proposed Budget.....	40
Location Map	42
Map Directory	43

The Budgeting Process

Together the administrative charges (administrative operations, facilities rental, capital projects, and debt service) add up to only 6.3% of the Nassau BOCES General Fund Budget. What is the other 93.7%?

Most of the Nassau BOCES General Fund — over 90% — consists of programs and services budgets (see summary on next page). Other sources of funds are maintained in the Special Aid Fund. The Special Aid Fund is money from federal and state grants and other similar sources. (At Nassau BOCES, these funds support some ongoing programs, such as the state-supported special education preschool, ESL instruction for adults, and the Nassau BOCES School Library System.)



- **The Administrative Operations Budget is 5.1%.**
- **Capital Projects and Debt Service is 0.7%.**
- **Facilities Rental is 0.5% of the total Nassau BOCES Budget.**

How are the programs and services funded?

Local districts (and in some cases, adult learners) choose to participate in those services that meet their own particular needs. School districts pay only for those programs and services they participate in, and each program or service budget is self-sustaining based on revenue. This year, every effort was made to contain or lower costs. We have diligently pursued a strategy of owning property, rather than renting, to reduce expenditures.

How are budgets developed?

The budget development process begins in September when budget assumptions are prepared by the Department of Business Services and the District Superintendent and then approved by the Nassau BOCES Board. These assumptions include fiscally responsible predictions about costs for items such as health and other insurances, retirement system contributions, negotiated salary increases, utilities and technology.

In October, program and department administrators carefully review their expenditures, program needs and district needs and then develop proposed budgets. These are reviewed first by the Department of Business Services and then by the District Superintendent. The proposed budgets are presented to the Nassau BOCES Board and Budget Review Committee for public review during January and/or February based on the Board of Education meeting schedule. This year's budget review meetings were held on January 8 and January 29, 2026.

What input do local school districts have in the budget development process?

Local school districts have direct input into the budget review process through their representatives on the Budget Review Committee. (This year's Budget Review Committee members are listed on page 5.) Districts also have opportunities for input, year-round, as Board members and administrators discuss their concerns and emerging needs with their counterparts at Nassau BOCES.

GENERAL FUND – BUDGET SUMMARY

Departments/Programs	Original Budget 2025/26*	Adjusted Budget 2025/26*	Proposed Budget 2026/27*	Percent Change
Administrative Operations	\$27,877,216	\$27,877,216	\$28,633,061	2.7%
Facilities Rental, Capital Projects & Debt Service	6,818,999	6,345,672	6,778,653	6.8%
	\$34,696,215	\$34,222,888	\$35,411,714	3.5%
Regional Schools and Instructional Programs	\$54,247,605	\$53,132,847	\$57,111,663	7.5%
Curriculum, Instruction and Technology	168,742,529	173,760,626	175,589,185	1.1%
Other Programs**	27,155,867	26,808,908	28,404,271	6.0%
Special Education	227,813,184	226,226,826	241,934,875	6.9%
Transportation Services***	20,128,181	19,479,928	21,552,704	10.6%
	\$532,783,581	\$533,632,023	\$560,004,412	4.9%

* The Total Program Budget includes internal charges between programs that will be eliminated when the formal budget is submitted to the New York State Education Department.

** Includes Cooperative Bidding, Health and Allied Services, Regional Personnel Services and Interscholastic Athletics.

*** Excludes Summer Transportation.

NASSAU BOCES – A COMMITMENT TO PARTNERSHIP

As a vital regional resource, Nassau BOCES offers state-of-the-art programs for learners of all ages and abilities as well as cost-effective services for school districts and municipalities. We empower students to achieve their maximum potential in alternative, artistic, outdoor, special education, virtual, and career and technical environments. We offer adult education programs and a variety of programs that are vital to improving the Long Island regional economy. Our professional development advances teaching and learning on Long Island. In addition, our technology services form the backbone of many school districts' infrastructure. As the county's educational leader in implementing the state's reform efforts, we are helping to shape the future of education.



SCHEDULE FOR THE BUDGETING PROCESS

Date	Activity	Date	Activity
November 7 2025	Invitation to join Budget Review Committee sent to all District Clerks for Board Presidents and Superintendents	April 15	Annual Meeting, Information Meeting on AO budget for local district Board members, Meet the Candidates Forum
December 11	Proposed Budget Orientation Meeting for Budget Review Committee	April 28	School district Boards of Education vote on the Tentative Nassau BOCES Administrative Operations Budget and elect Nassau BOCES Board members (Central High School Districts vote on April 29)
January 8 2026	Batch I Budget Presentation	April 29	Results of vote and election announced
January 29	Batch II Budget Presentation	May 7	Nassau BOCES Board adopts final program, capital and administrative budgets
March 27	Nominations of candidates seeking a seat on the Nassau BOCES Board are due	April/May	Nassau BOCES Proposed Annual Operating Plan/Cooperative Service Applications (CoSers) forwarded to the State Education Department
March 31	Letter to Board of Education members and District Clerks with ballots and nominees' biography		

2026/27 BUDGET REVIEW COMMITTEE

Mr. George Andriopoulos
Farmingdale UFSD

Ms. Lynette Battle
Sewanhaka CHSD

Ms. Maria Bono
Herricks UFSD

Ms. Carol Cheng
Syosset CSD

Ms. Anne Conway
Long Beach Public Schools

Mr. Daniel Cullen
Lynbrook UFSD

Dr. Donna Downing
Rockville Centre UFSD

Mr. David Ginsburg
Syosset CSD

Mr. Anthony Giordano
Farmingdale UFSD

Mr. David Keefe
East Williston UFSD

Mrs. Meredith King
Hewlett-Woodmere UFSD

Ms. Trisha Matulewicz
Seaford UFSD

Mr. James Moran
Levittown UFSD

Mr. Douglas Pascarella
Plainedge UFSD

Mr. Brent Phelps
Mineola UFSD

Mr. Gavin Rogers
Farmingdale UFSD

Mr. Markus Wilson
Valley Stream CHSD

Mr. Jacques Wolfner
Plainview-Old Bethpage CSD

EXPLANATION OF BUDGET TERMS

The expense categories listed below are referenced in most sections of the individual budgets.

- 1 Certified Salaries:**
Salaries for those employees who are certified teachers or educational administrators, such as principals.
- 2 Certified - Other:**
Includes additional assignments for teachers and substitute teachers and other certified staff.
- 3 Classified Salaries:**
Salaries for those employees who are hired under civil service regulations. These include technical administrators as well as various technicians, clerical and facilities staff, and teacher aides.
- 4 Classified - Other:**
Includes overtime and additional assignments for teacher aides and other classified staff.
- 5 Fringe Benefits:**
The projected cost of health insurance, dental insurance, life insurance, unemployment insurance, Social Security, Medicare and retirement system contributions.
- 6 Equipment:**
Movable or fixed items that cost \$1,000 or more.
- 7 Supplies and Materials:**
Any items costing less than \$1,000.
- 8 Program Costs:**
These costs represent a number of categories, including vehicle maintenance, service contracts, equipment repairs, membership dues, travel/mileage, travel/conference expenses and temp agency fees.
- 9 Insurance:**
Workers' compensation, general liability insurance and disability.
- 10 Contract Professional and Technical Services:**
The projected cost of hiring educational consultants and/or any professional or technical service.
- 11 Interest Expense:**
Any interest attributable to short-term borrowing (revenue anticipation notes).
- 12 Transfer Charges:**
These charges represent costs for services provided by one program within Nassau BOCES to another, including facilities charges, which take into account utility costs.
- 13 Retiree Benefits:**
Retiree health and Medicare Part B reimbursement to retirees.
- 14 FTE Analysis:**
Other terms used in presenting Nassau BOCES budgets include the abbreviation "FTE." This stands for "Full-Time Equivalent" when referring to staff. Thus, two full-time employees or four half-time employees equal two "FTEs."

NASSAU BOCES PROPOSED BUDGET ADMINISTRATIVE OPERATIONS 2025/26							
RWADA - 209,765	Projected Billing Rate \$ 126.49			Dollar increase over prior year \$ 1.00 Billing Rate Percentage Increase 0.79%			
	2023/24 ACTUAL EXPENDITURES	2024/25 ORIGINAL BUDGET	2024/25 ADJUSTED BUDGET	2025/26 PROPOSED BUDGET	(prop - adj) VARIANCE	%	
1	CERTIFIED SALARIES	1,448,495	1,687,914	1,669,105	1,741,301	72,196	4.3%
2	CERTIFIED - OTHER	20,000	20,000	20,000	-	(20,000)	-100.0%
3	CLASSIFIED SALARIES	4,782,697	4,993,820	4,842,794	5,181,914	339,120	7.0%
4	CLASSIFIED - OTHER	39,527	302,246	329,101	296,625	(32,476)	-9.9%
5	FRINGE BENEFITS	20,995	2,676,730	2,564,962	2,795,164	230,202	9.0%
6	TOTAL COMPENSATION	8,522,712	8,071,010	9,425,962	10,015,004	589,042	6.2%
7	EQUIPMENT	1,300	1,284	1,284	1,284	-	0.0%
8	SUPPLIES AND MATERIALS	77,885	-	66,400	66,900	500	0.8%
9	PROGRAM COSTS	457,383	542,500	503	419,438	(118,745)	-22.1%
10	UTILITIES	-	-	-	-	-	0.0%
11	INSURANCE	249,011	293,824	271,000	397	49,573	16.9%
12	CONTRACT PROFESSIONAL AND TECHNICAL SERVICES	671,611	786,000	981,000	903	(77,300)	-7.9%
13	RENTAL OF FACILITIES	-	-	-	-	-	0.0%
14	PAYMENTS TO OTHER BOCES/DISTRICTS	7,853	8,400	8,400	8,400	74	0.9%
15	INTEREST EXPENSE	-	-	-	-	-	0.0%
16	TRANSFER CHARGES	1,896,909	2,024,661	2,024,661	2,173,515	148,854	7.4%
17	TOTAL OPERATIONAL COSTS	12,299,948	13,407,412	13,339,714	13,931,712	591,998	4.4%
18	RETIREE BENEFITS	12,925,745	13,723,705	13,791,403	13,945,504	154,101	1.1%
19	TOTAL EXPENDITURES	25,225,693	27,131,117	27,131,117	27,877,216	746,099	2.7%
20	FTE ANALYSIS		ORIGINAL	ADJUSTED	PROPOSED		
21			2024/25	2024/25	2025/26		
22	CERTIFIED		8.40	8.40	8.35		
23	CLASSIFIED		58.35	56.54	59.20		
24	TOTAL		66.75	64.94	67.55		

DESCRIPTION OF TRANSFER CHARGES

The following are descriptions of common Transfer Charges that may be part of the 2026/27 individual budgets. Significant changes and unique charges are referenced within each budget.

ADMINISTRATIVE TECHNOLOGY

- The Transfer Charge for Administrative Technology covers internal technology needs for various programs. It encompasses a range of essential services, including server hosting and technical support, technical assistance for library subscribers, support for Food Management, Data and Management Services for our instructional schools and technical support for the Lupinskie Conference Center.

BOCES GRAPHIC ARTS & PRINTING

- The BOCES Graphic Arts and Printing budget includes costs for postage, inter-office messengers and design and printing services. The budget is allocated based on historical usage of printing and postage services and on staff size for the messenger service. As needs vary over time, the annual Transfer Charge may increase or decrease depending on which programs are utilizing the services offered.



BOCES TECHNOLOGY SERVICES

- The BOCES Technology Services (BTS) budget covers the ongoing cost and support of the Agency's Wide Area Network (WAN) infrastructure, computing devices, cybersecurity, camera security systems, telecommunications and internet services, as well as data storage solutions. The allocation for this budget is based on the number of users and devices (desktops/laptops, phones) supported by telecommunications and networking, and square footage for security services. The Transfer Charge allocated to each program may increase or decrease from year-to-year based on actual usage.

COOPERATIVE BIDDING

- The Transfer Charge for Cooperative Bidding covers the use of various bids to accommodate district requests.

CURRICULUM, INSTRUCTION & TECHNOLOGY CENTRAL OFFICE

- The Transfer Charge for the Curriculum, Instruction & Technology (CIT) Central Office is based on the size of the program's budget relative to the total CIT budget.

EDUCATIONAL COMMUNICATIONS

- The 2026/27 Proposed Transfer Charge for Educational Communications reflects an increase in spending on off-warranty maintenance services on office equipment, printers and audio/visual devices to help extend the equipment used in our programs. In addition, this proposed charge also includes cabling installation services that include both design and installation of various types of cable and fiber-optic for locations throughout the Agency.

FACILITIES SERVICES

- The allocation of the Facilities Services budget is based on the custodial, maintenance, security and utility costs for each building and program. The 2026/27 Proposed Budget for Facilities Services is increasing primarily due to the costs associated with the addition of the Hawthorn location, increased security needs and contractual obligations for employees. Each program's share of the total cost may increase from year to year based on its overall space allocation within our buildings.

FINANCIAL AND INFORMATION SYSTEMS

- The allocation for Financial and Information Systems is based on the size of each program's budget. Increases or decreases will reflect changes in program budgets from year to year.

FOOD SERVICES

- The Food Services program provides catering services to other departments for conferences, workshops, professional development sessions and other events.
- For Special Education: Food Services provides meals for students attending Nassau BOCES Special Education programs throughout the county. To offset the cost for these meals, which are only partially reimbursed by federal and state sources, the Department of Special Education contributes approximately \$1.45 per meal.

HEALTH SERVICES AND SAFETY COORDINATOR

- The Health Services Transfer Charge includes the cost for the Safety Coordinator. The Safety Coordinator budget is allocated based on the square footage assigned to programs within our buildings and may increase or decrease annually as space needs change.
- For Special Education and Career and Technical Education, the cost includes nurses, health aides, school psychologists and social workers provided by the Health and Allied Services program.

TRANSPORTATION SERVICES

- The Transfer Charge for Transportation covers the cost for maintaining the Agency's fleet of vehicles. Vehicle assignments vary from year to year, so the amount charged may increase or decrease based on changing fleet usage.
- The Departments of Special Education and Regional Schools and Instructional Programs also pay for the usage of buses during the school day for field trips, transporting dual-enrolled students between Special Education programs and Barry Tech, taking students to worksites and offsite curriculum programs (e.g., Horseability), and for program site visits and student orientation.





Shared Services Aid to Nassau County Districts (BOCES Aid)

What you need to know about Shared Services Aid to Nassau County Districts (BOCES Aid)

Shared Services Aid (BOCES Aid) is the aid that districts receive, paid by the state through Nassau BOCES, for participating in BOCES services. A district-by-district estimate of figures for this year is shown on page 10. A BOCES has no taxing authority and, except for certain grants, derives all financial support for operations from its component school districts. The amount of BOCES Aid received by a district is based on the amount paid by the component school district for programs and services and administrative and facilities expenses.

BOCES SERVICES AID

When a school district subscribes to one of the Nassau BOCES programs, it agrees to pay a tuition or other predetermined fee for the service. The aggregate amount of fees equals Nassau BOCES' costs of providing the service. Each participating school district pays its prorated share of the program's costs. The participating district pays its fee in installments during the school year in which the BOCES provides the services. These payments are made on an estimated basis during the year. At the end of the school year, the exact cost is verified by an audit. The audited cost then becomes the basis on which state aid is calculated. The aid is then paid to the district in the school year following the year in which the service was provided.

BOCES ADMINISTRATIVE AID

Nassau BOCES administrative expenses are charged to all component school districts based upon Resident Weighted Average Daily Attendance (RWADA) regardless of a district's level of participation in BOCES educational programs. Each school district is directly responsible to its BOCES for its share of administrative expenses, with state aid reimbursing a portion of the school district's share.

BOCES FACILITIES AID

Facilities expenses are charged to all component school districts based upon RWADA regardless of level of participation in BOCES educational programs. BOCES facilities aid may be claimed for approved expenses for facility construction, purchase, or lease. The amount of aid payable is determined by multiplying the approved expenses by the aid ratio established by the New York State Education Department (NYSED).

BOCES AID IN NASSAU COUNTY

DISTRICT	2024-25 Actual BOCES Aid	2025-26 Estimated BOCES Aid
BALDWIN	\$3,106,242	\$3,066,738
BELLMORE	1,092,998	1,250,156
BELLMORE-MERRICK	4,447,386	4,638,994
BETHPAGE	1,737,649	1,676,385
CARLE PLACE	823,833	662,807
EAST MEADOW	5,060,007	5,271,266
EAST ROCKAWAY	976,492	938,252
EAST WILLISTON	892,129	824,922
ELMONT	2,420,584	2,102,676
FARMINGDALE	2,594,502	2,266,423
FLORAL PARK/BELLEROSE	690,181	662,947
FRANKLIN SQUARE	1,212,115	1,046,725
FREEPORT	6,683,593	8,670,494
GARDEN CITY	794,901	653,204
GLEN COVE	1,199,960	1,261,854
GREAT NECK	1,392,800	1,539,624
HEMPSTEAD	6,720,127	5,695,223
HERRICKS	2,084,489	2,032,952
HEWLETT-WOODMERE	2,143,248	2,235,656
HICKSVILLE	2,186,959	2,218,671
ISLAND PARK	437,513	842,814
ISLAND TREES	1,378,175	1,423,372
JERICO	1,376,407	1,548,319
LAWRENCE	520,437	552,759
LEVITTOWN	5,726,910	5,773,926
LOCUST VALLEY	1,287,458	1,069,617
LONG BEACH	1,919,313	2,046,822
LYNBROOK	1,707,256	1,804,502
MALVERNE	1,170,712	1,044,752
MANHASSET	774,174	820,928
MASSAPEQUA	4,996,296	3,860,396
MERRICK	1,526,104	1,309,983
MINEOLA	1,156,664	1,028,030
NHP/GARDEN CITY PARK	1,036,836	894,016
NORTH BELLMORE	1,297,282	1,328,563
NORTH MERRICK	978,967	1,002,028
NORTH SHORE	1,097,957	1,175,075
OCEANSIDE	1,882,004	2,260,451
OYSTER BAY	807,797	658,450
PLAINEDGE	2,064,762	1,846,621
PLAINVIEW	3,377,660	3,386,453
PORT WASHINGTON	1,282,809	1,234,774
ROCKVILLE CENTRE	2,976,085	2,890,752
ROOSEVELT	3,255,485	2,860,452
ROSLYN	1,468,105	1,234,031
SEAFORD	2,214,795	2,275,843
SEWANHAKA	1,747,943	1,714,617
SYOSSET	4,668,568	4,903,635
UNIONDALE	4,402,102	3,003,805
VALLEY STREAM #13	775,294	1,082,082
VALLEY STREAM #24	523,655	582,058
VALLEY STREAM #30	1,099,905	1,025,042
VALLEY STREAM CHSD	4,724,637	5,138,840
WANTAGH	2,061,380	2,636,432
WEST HEMPSTEAD	690,713	713,363
WESTBURY	4,782,418	4,620,414
TOTAL	\$121,454,773	\$120,309,986

Comparison of Nassau BOCES Administrative Charges

Nassau BOCES programs are supported in several ways: some have service fees, some are supported by tuitions, and some are allocated among the districts.

This document focuses on three budgets, which comprise the administrative charges that are, by law, charged on to the districts on a per-pupil basis. This per-pupil basis is known as RWADA or Resident Weighted Average Daily Attendance.

When compared to other BOCES across the state, Nassau BOCES administrative charges are low. We strive to keep these costs as low as possible recognizing that increases in our budgets impact our component districts (see table below).

Our Administrative Operations Budget is not only central staff—approximately 49% of the budget is for retirees’ health insurance costs.

NASSAU BOCES ADMINISTRATIVE CHARGES ARE LOW BY COMPARISON

The table to the right illustrates how Nassau BOCES’ per-pupil charge compares to other BOCES—Nassau BOCES administrative charges rank 33 out of 37, with 1 being the highest and 37 being the lowest cost.

The relatively low cost per pupil is due to the scale and efficiency of our operations and our cost-saving strategies over the years.

Some BOCES with very low administrative charges do not offer health insurance for retirees. These figures represent actual dollars and do not account for Long Island’s higher costs.

BOCES	2025/26 ADMINISTRATIVE & CAPITAL COMBINED BUDGET PER PUPIL	Rank
HERKIMER-FULTON-HAMILTON-OTSEGO	1,657	1
SAINT LAWRENCE-LEWIS	1,099	2
DELAWARE-CHENANGO-MADISON-OTSEGO	735	3
OTSEGO-DELAWARE-SCHOHARIE-GREENE (Northern Catskills)	707	4
MADISON-ONEIDA	704	5
CLINTON-ESSEX-WARREN-WASHINGTON (Champlain Valley)	694	6
OSWEGO (CITI)	659	7
SULLIVAN BOCES	627	8
TOMPKINS-SENECA-TIOGA	621	9
ULSTER	569	10
SCHUYLER-STEUBEN-CHEMUNG-TIOGA-ALLEGANY (Greater Southern Tier)	545	11
FRANKLIN-ESSEX-HAMILTON	536	12
HAMILTON-FULTON-MONTGOMERY	473	13
EASTERN SUFFOLK	441	14
MONROE 2-ORLEANS	429	15
CATTARAUGUS-ALLEGANY-ERIE-WYOMING	420	16
ONEIDA-HERKIMER-MADISON	384	17
RENSSELAER-COLUMBIA-GREENE (Questar III)	349	18
GENESEE VALLEY	339	19
CAYUGA-ONONDAGA	338	20
ORANGE-ULSTER	327	21
ALBANY-SCHOHARIE-SCHENECTADY (Capital Region)	319	22
WASHINGTON-SARATOGA-WARREN-HAMILTON-ESSEX	308	23
WESTERN SUFFOLK	306	24
BROOME-DELAWARE-TIOGA	288	25
PUTNAM-WESTCHESTER	282	26
ROCKLAND	271	27
ONTARIO-SENECA-YATES-CAYUGA-WAYNE (Wayne-Finger Lakes)	270	28
ERIE 2-CHAUTAUQUA-CATTARAUGUS	268	29
JEFFERSON-LEWIS-HAMILTON-HERKIMER-ONEIDA	267	30
DUTCHESS	221	31
ONONDAGA-CORTLAND-MADISON	219	32
NASSAU	183	33
WESTCHESTER (Southern Westchester BOCES)	165	34
MONROE 1	163	35
ORLEANS-NIAGARA	148	36
ERIE 1 BOCES	91	37

Last updated 2026

<http://www.p12.nysed.gov/mgt/serv/boces/budget/>

COMMITMENT TO LOW ADMINISTRATIVE COSTS

By law, administrative charges are paid based on a per-pupil basis (RWADA) by the 56 districts in Nassau County. The charges are based on three BOCES budgets: Administrative Operations, Facilities Rental, and Capital Projects and Debt Service.

To contain low costs in these budgets, we have reorganized the administration, refunded bonds, consolidated programs and maintain a strong focus on efficient resource allocation. A five-year comparison of charges appears below along with information of the dollars saved from the strategies listed above.

HISTORY OF NASSAU BOCES ADMINISTRATIVE CHARGES AND NEW PROPOSED RATES

Year-to-Year Comparison	2022/23	2023/24	2024/25	2025/26	2026/27 Proposed
Administrative Charges Billed to Districts	\$29,577,080	\$31,018,170	\$32,762,260	\$33,351,215	\$34,066,714
Year-to-Year % Change		4.87%	5.62%	1.80%	2.15%

Administrative Charges

Administrative Charges are comprised of three budgets: Administrative Operations, Facilities Rental, and Capital Projects and Debt Service. These charges are billed to component school districts based on the RWADA. The RWADA figure used for the allocation of 2026/27 Administrative Charges is 208,216.

The table below summarizes the proposed changes for the 2026/27 Administrative Charges:



	Original Budget 2025/26	Proposed Budget 2026/27	Percent Change
Administrative Operations	\$ 13,931,712	\$ 14,607,880	4.9%
Retiree Health Costs	13,945,504	14,025,181	0.6%
Sub-Total Administrative Operations	27,877,216	28,633,061	2.7%
Facilities Rental	2,747,249	2,686,403	-2.2%
Capital Projects and Debt Service	4,071,750	4,092,250	0.5%
Total Administrative Charges	34,696,215	35,411,714	2.1%
Less: Miscellaneous Revenue*	(1,345,000)	(1,345,000)	0.0%
Net Billable Charges	\$33,351,215	\$34,066,714	2.1%
RWADA	209,765	208,216	-0.7%
Combined RWADA Billing Rate to Districts	\$ 158.99	\$ 163.61	2.9%

* Interest Income, Reimbursement from Special Aid Fund, & E-Rate Revenue

On Tuesday, April 28, 2026, local Boards of Education will vote on the Nassau BOCES Administrative Operations Budget. (Central High School Districts vote on April 29.) If a majority of the voting Boards approve the budget as presented, Nassau BOCES will adopt the budget without change. If a majority of the voting Boards do not approve the proposed plan of expenditures as submitted, Nassau BOCES will adopt and prepare a contingency administrative budget which may not exceed the previous year's budget except for health insurance benefits for retirees.



ADMINISTRATIVE OPERATIONS

The Tentative Administrative Operations budget covers central management costs including: The Board of Education, Central Administration, Business Services, Human Resources, Communications and Internal Audit. Education Law mandates that the BOCES Tentative Administrative Operations budget includes certain expenses including interest expense, legal fees, retiree health insurance premiums and reimbursements of Medicare Part B premiums to eligible retirees. For the 2026/27 fiscal year, the budgeted cost of retiree benefits is 49% of the Tentative Administrative Operations budget.

All Nassau BOCES component districts pay a share of the Tentative Administrative Operations budget using the Resident Weighted Average Daily Attendance (RWADA) method. A district's share of the Tentative Administrative Operations budget is calculated by comparing the component district's RWADA to the total RWADA for Nassau County. Each component district's RWADA charge will vary from year to year depending on how their district's RWADA compares to the total for the County. The overall increase for the RWADA billing is 3.62% for the 2026/27 school year. Actual increases may reflect a small variance by district, due to finalized RWADA figures from the New York State Education Department.

There are some revenues that offset the Tentative Administrative Operations budget charges to component districts. These revenue sources are interest income, E-Rate reimbursements, Spectrum lease revenue and reimbursements from the Special Aid Fund for indirect costs on grants and other state and federal programs. Nassau BOCES has capitalized on favorable interest rates through thoughtful investing of cash balances and it is reflected in the increase in this revenue category.

FACILITIES RENTAL

Nassau BOCES has three types of real estate leases:

- Leases of entire buildings
- "Cluster leases" where three or more classrooms are rented from a component district and the rent includes mainstreaming fees
- "Classroom leases" in component districts where mainstreaming fees, if applicable, are a separate charge

Mainstreaming allows Nassau BOCES Special Education students to attend component district classes for subjects such as gym, art, or music with general education students.

Increases in contractual obligations for leased facilities are included in this budget.

During the 2025/26 school year, voters in Nassau County approved the referendum to purchase the Seaman Neck school building from the Levittown Union Free School District. The Adjusted Budget reflects the anticipated closing on the sale to Nassau BOCES. Therefore, for 2026/27, there is no rent for this building. This reduction in rent is primarily offset by an increase in the 2026/27 rent for the addition of the lease of the Hawthorn Elementary School in Massapequa for use by our Special Education Program.

The Provision for New Leases expense includes funding for new classroom space that may be needed to expand programs during the 2026/27 school year, and for leases under negotiation.

The Special Aid funding line of this budget reflects the portion of our lease costs related to Extended-Year programs located at Seaman Neck, Willet Avenue, the Robert Williams School and Endo Boulevard. These lease costs are paid out of the General Fund and reimbursed by the Special Aid Fund.

CAPITAL PROJECTS AND DEBT SERVICE

The **Debt Service** portion of this budget reflects the continuing debt service on bonds issued by the Dormitory Authority of the State of New York (DASNY) on behalf of Nassau BOCES for the purchase of the Robert E. Lupinskie Center for Curriculum, Instruction and Technology.

On August 23, 2017, Nassau BOCES refunded all the outstanding bonds from the 2009 DASNY Issue. Gross savings from the bond refunding will total \$1,942,651 over 11 years.

The **Capital Projects** portion of this budget includes partial funding for renovations at the Rosemary Kennedy Center and Jerusalem Avenue School. The balance of the project will be funded from Agency surplus and, if needed, new DASNY debt service. A complete review of the Capital Projects Fund can be found beginning on page 20.



**NASSAU BOCES PROPOSED BUDGET
ADMINISTRATIVE OPERATIONS
2026/27**

RWADA - 208,216

Projected Billing Rate \$131.06

Dollar Increase over prior year \$4.57
Billing Rate Percentage Increase 3.62%

	2024/25 ACTUAL EXPENDITURES	2025/26 ORIGINAL BUDGET	2025/26 ADJUSTED BUDGET	2026/27 PROPOSED BUDGET	(prop-adj) VARIANCE	%
CERTIFIED SALARIES	\$1,669,539	\$1,741,301	\$1,747,330	\$1,856,113	\$108,783	6.2%
CERTIFIED - OTHER	336	-	9,136	9,319	183	2.0%
CLASSIFIED SALARIES	4,753,074	5,181,914	5,132,325	5,489,121	356,796	7.0%
CLASSIFIED - OTHER	262,631	296,625	304,404	279,078	(25,326)	-8.3%
FRINGE BENEFITS	2,256,777	2,795,164	2,722,482	2,974,334	251,852	9.3%
TOTAL COMPENSATION	\$8,942,357	\$10,015,004	\$9,915,677	\$10,607,965	\$692,288	7.0%
EQUIPMENT	17,388	1,284	8,194	8,194	-	0.0%
SUPPLIES AND MATERIALS	67,802	66,900	67,400	67,750	350	0.5%
PROGRAM COSTS	389,057	419,438	465,013	484,127	19,114	4.1%
UTILITIES	-	-	-	-	-	0.0%
INSURANCE	337,040	343,397	344,267	364,557	20,290	5.9%
CONTRACT PROFESSIONAL AND TECHNICAL SERVICES	799,763	903,700	903,700	749,685	(154,015)	-17.0%
RENTAL OF FACILITIES	-	-	-	2,000	2,000	N/A
PAYMENTS TO OTHER BOCES/DISTRICTS	34,344	8,474	42,897	44,959	2,062	4.8%
INTEREST EXPENSE	-	-	-	-	-	0.0%
TRANSFER CHARGES	2,040,679	2,173,515	2,173,515	2,278,642	105,127	4.8%
TOTAL OPERATIONAL COSTS	\$12,628,430	\$13,931,712	\$13,920,663	\$14,607,880	\$687,217	4.9%
RETIREE BENEFITS	14,442,939	13,945,504	13,956,553	14,025,181	68,628	0.5%
TOTAL EXPENDITURES	\$27,071,369	\$27,877,216	\$27,877,216	\$28,633,061	\$755,845	2.7%
	FTE ANALYSIS	ORIGINAL	ADJUSTED	PROPOSED		
		2025/26	2025/26	2026/27		
	CERTIFIED	8.35	8.19	8.70		
	CLASSIFIED	59.20	57.39	59.87		
	TOTAL	67.55	65.57	68.57		

ADMINISTRATIVE OPERATIONS PROPOSED BUDGET

SIGNIFICANT CHANGES

SALARIES AND BENEFITS

- The increase in the 2026/27 Proposed Budget for Certified Salaries is due to the impact of negotiated salary increases and related contractual obligations. This increase also includes an additional administrator in Human Resources to support Agency functions pertaining to certified staffing along with a staffing reallocation in Business Services.
- The increase in the 2025/26 Adjusted Budget and the 2026/27 Proposed Budget for Certified - Other reflects additional duties to support and provide ongoing training during an administrative transition in Human Resources.
- The decrease in the 2025/26 Adjusted Budget for Classified Salaries is due to vacancies in budgeted positions that were either unfilled or filled mid-year partially offset by an additional account clerk in the Payroll department. This change also reflects a decision to eliminate two unfilled positions in classified staffing: a personnel clerk and an administrative assistant in Human Resources. This was partially offset by a legal secretary shifting from part-time to a salaried role in the department.
- The increase in the 2026/27 Proposed Budget for Classified Salaries is due to the impact of full-year salaries and contractual obligations. This increase includes a Data Analyst to support Agency financial reporting and cross-departmental business operations, partially offset by a decrease in FTE due to a staffing reallocation.
- The Classified - Other budget category includes overtime, payments to tempo pool workers, compensation for additional duties and the part-time employees working in Business Services, Communications, and Human Resources. The decrease in this budget line results from a reduced need for part-time staffing, along with a shift of a part-time staff member into a salaried role.
- The increase in the 2026/27 Proposed Budget for Fringe Benefits is due to increases in health insurance premiums and an overall increase in the staffing levels in this budget.



Note on Fringe Benefits:

- Health insurance and retiree benefit costs are expected to increase in 2026/27. To help offset the rise in health insurance expenses, budgets will be charged reduced TRS and ERS rates, with the difference between the actual and budgeted rates covered by the respective Retirement Contribution Reserves.

EQUIPMENT

- The increase in the 2025/26 Adjusted Budget for Equipment includes a printer/copier for Internal Audit to replace an outdated machine.
- The 2026/27 Proposed Budget for Equipment includes a printer/copier for Communications to replace an outdated machine.
- Supporting documentation for equipment requests for 2025/26 and 2026/27 is available upon request.

SUPPLIES AND MATERIALS

- There are no major changes to this budget category.

PROGRAM COSTS

- The expenses in this budget category include:
 - o software licensing and maintenance agreements needed for payroll, business services, human resources, purchasing, district billing, New York State Education Department reporting and electronic bidding
 - o advertising costs for public bids and job postings
 - o membership dues including National School Boards Association, New York State School Boards Association, Nassau/Suffolk School Boards Association, New York State Council of School Superintendents and other professional organizations
 - o travel/conference expenses for attendance at various events for Board members and central administration
 - o service contracts for copy machines, 403(b) plan services and third-party office support
- The increase in the 2026/27 Proposed Budget for Program Costs reflects higher expenses for software licensing and maintenance to support Agency business operations, as well as travel and conference expenses necessary to support employees' professional development, maintain required certifications and enhance their skills.

INSURANCE

- The increase in the 2025/26 Adjusted Budget for Insurance is due to an increase in school board liability premium.
- The increase in the 2026/27 Proposed Budget for Insurance is due to projected higher premiums for workers' compensation, cyber and general liability insurances.

CONTRACT PROFESSIONAL AND TECHNICAL SERVICES

- This budget category includes funding for:
 - o Actuarial Services
 - o Bond Advisor
 - o Bond Counsel
 - o Design Services
 - o Employee Assistance Plan
 - o External Auditor
 - o Freelance Writers
 - o Internal Auditor
 - o Insurance Consultant
 - o Legal Fees
 - o Photographers
 - o Public Relations
 - o Video Production Services
- The decrease in the 2026/27 Proposed Budget for Contract Professional and Technical Services is due to replacing a consultant with a Data Analyst for agencywide projects in Business Services in coordination with Financial and Information Systems.

RENTAL OF FACILITIES

- The increase in the 2026/27 Proposed Budget for Rental of Facilities is due to Nassau BOCES participation in the New York State School Boards Association (NYSSBA) Annual Convention and Education Expo to showcase programs and services to board members and district leaders.

PAYMENTS TO OTHER BOCES/DISTRICTS

- This budget category includes the fees for participation in Questar III State Aid Planning, Statewide Communication, and the Putnam/Northern Westchester Online Application System (OLAS) services. The increase in the 2025/26 Adjusted Budget for this category includes the cost to license DebtBook through Southern Westchester BOCES for use in GASB reporting requirements and additional services provided by Ulster County BOCES.

TRANSFER CHARGES

- A detailed explanation of transfer charges throughout the Agency is included in the Transfer Charge Summary at the beginning of the budget book.

RETIREE BENEFITS

- The increase in the 2026/27 Proposed Budget for Retiree benefits reflects a 12.4% increase for Medicare Part B premiums and an average 8% increase in NYSHIP health insurance premiums for retirees. As of October 2025, there were 1,558 retirees receiving health insurance benefits through Nassau BOCES. This is a decrease from 1,560 retirees at the same time last year.

Anticipated Revenue

	Original Budget 2025/26	Adjusted Budget 2025/26	Proposed Budget 2026/27
Charges to Components	\$26,532,216	\$25,089,816	\$27,288,061
E-Rate and Spectrum Revenue	200,000	-	150,000
Interest Income	900,000	2,542,400	950,000
Transfer from Special Aid Fund	245,000	245,000	245,000
TOTAL	\$27,877,216	\$27,877,216	\$28,633,061



The operations portion of this budget is increasing by 4.9%.
The retiree health portion of this budget is increasing 0.5%.
The overall increase in the Administrative Operations Budget is 2.7%.
The overall increase in the RWADA Billing Rate is 3.62%.

**NASSAU BOCES PROPOSED BUDGET
FACILITIES RENTAL
2026/27**

GENERAL FUND	ACTUAL 2024/25	ORIGINAL BUDGET 2025/26	ADJUSTED BUDGET 2025/26	PROPOSED BUDGET 2026/27	VARIANCE	%
SPECIAL EDUCATION						
ENTIRE BUILDING						
ROBERT WILLIAMS SCHOOL	\$328,579	\$345,008	\$345,008	\$362,258	\$17,250	5.00%
SEAMAN NECK	980,971	1,015,305	507,652	-	(507,652)	-100.00%
HAWTHORN	-	-	-	1,068,804	1,068,804	N/A
WILLET AVENUE	454,870	471,928	471,928	-	(471,928)	-100.00%
SUBTOTAL	\$1,764,420	\$1,832,241	\$1,324,588	\$1,431,062	\$106,474	8.04%
CLUSTER LEASES						
WOODWARD PARKWAY	75,000	75,000	75,000	75,000	-	0.00%
SUBTOTAL	\$75,000	\$75,000	\$75,000	\$75,000	\$-	0.00%
CLASSROOM LEASES						
500 ENDO-1ST FLOOR	208,197	237,940	237,940	33,460	(204,480)	-85.94%
ISLAND TREES MIDDLE SCHOOL	15,350	17,850	17,850	17,850	-	0.00%
LEVITTOWN MEMORIAL (GC TECH)	625,824	644,599	644,563	663,900	19,337	3.00%
BURNS ELEMENTARY	23,854	23,854	24,331	24,818	487	2.00%
WEST HEMPSTEAD HIGH SCHOOL	25,437	25,946	25,946	26,465	519	2.00%
NORTHERN PARKWAY	37,120	37,862	37,862	38,620	758	2.00%
SUBTOTAL	\$935,782	\$988,051	\$988,492	\$805,113	\$(183,379)	-18.55%
OTHER COSTS						
DASNY ADMINISTRATIVE FEE	-	20,000	-	20,000	20,000	N/A
PROVISION FOR NEW LEASES	-	52,509	76,973	490,805	413,832	537.63%
SUBTOTAL	-	\$72,509	\$76,973	\$510,805	\$433,832	563.62%
GENERAL FUND SUBTOTAL	\$2,775,202	\$2,967,801	\$2,465,053	\$2,821,980	\$356,927	14.48%
SPECIAL AID FUNDING	(213,090)	(220,552)	(191,131)	(135,577)	55,554	29.07%
TOTAL COST - GENERAL FUND	\$2,562,112	\$2,747,249	\$2,273,922	\$2,686,403	\$412,481	18.14%
RWADA		209,765	209,765	208,216		
BILLING PER RWADA		\$13.10	\$10.84	\$12.90	\$2.06	19.00%
SPECIAL AID (1)						
ST. BERNARD CHURCH	183,021	189,427	189,427	-	(189,427)	-100.00%
500 ENDO-2ND FLOOR	118,330	242,579	236,660	234,222	(2,438)	-1.03%
SUMMER SPECIAL EDUCATION	-	-	191,131	135,577	(55,554)	-29.07%
PROVISION FOR NEW LEASES	-	-	-	314,310	314,310	0.00%
TOTAL COST - SPECIAL AID FUND	\$301,351	\$432,005	\$617,218	\$684,109	\$66,891	10.84%

(1) THESE COSTS ARE PAID BY SPECIALLY AIDED PROGRAMS AND ARE NOT PART OF THE RESIDENT WEIGHTED AVERAGE DAILY ATTENDANCE BILLING RATE.

NOTE: ALL AMOUNTS ARE SUBJECT TO MINOR ROUNDING VARIANCES.

**NASSAU BOCES
PROPOSED CAPITAL PROJECTS AND DEBT SERVICE
2026/27**

DEBT SERVICE BUDGET				
PURPOSE FOR DEBT ISSUANCE	DESCRIPTION	ORIGINAL BUDGET 2025/26	ADJUSTED BUDGET 2025/26	PROPOSED BUDGET 2026/27
PURCHASE	ROBERT E. LUPINSKIE CENTER	\$1,261,750	\$1,261,750	\$1,262,250
SUBTOTAL DEBT SERVICE		\$1,261,750	\$1,261,750	\$1,262,250
CAPITAL PROJECTS BUDGET				
DESCRIPTION OF PROPOSED CAPITAL PROJECT		ORIGINAL BUDGET 2025/26	ADJUSTED BUDGET 2025/26	PROPOSED BUDGET 2026/27
ROSEMARY KENNEDY AND JERUSALEM AVENUE - BUILDING AND SITE RENOVATIONS		\$2,810,000	\$2,810,000	\$2,830,000
SUBTOTAL CAPITAL PROJECTS		\$2,810,000	\$2,810,000	\$2,830,000
AGENCY TOTAL DEBT SERVICE AND CAPITAL PROJECTS		\$4,071,750	\$4,071,750	\$4,092,250
RESIDENT WEIGHTED AVERAGE DAILY ATTENDANCE (RWADA)		209,765		208,216
BILLING PER RWADA		\$19.41		\$19.65
INCREASE (DECREASE) IN RWADA BILLING				\$0.24
PERCENTAGE INCREASE (DECREASE)				1.3%



**NASSAU BOCES
ADMINISTRATIVE COST ALLOCATIONS
2026/27**

DISTRICT	BEDS	RWADA	RWADA %	CAPITAL PROJ. & DEBT SVC	RENT	ADMINISTRATIVE OPERATIONS	TOTAL	PRIOR YEAR	NET CHANGE	PCT CHG
BALDWIN	280210	4,752	2.28%	\$93,395	\$61,310	\$622,781	\$777,486	\$758,875	\$18,611	2.5%
BELLMORE	280207	974	0.47%	19,143	12,567	127,649	159,358	155,018	4,340	2.8%
BELLMORE-MERRICK	280253	6,510	3.13%	127,947	83,992	853,178	1,065,117	1,027,891	37,225	3.6%
BETHPAGE	280521	3,202	1.54%	62,932	41,312	419,643	523,887	517,523	6,364	1.2%
CARLE PLACE	280411	1,340	0.64%	26,336	17,289	175,616	219,241	215,436	3,805	1.8%
EAST MEADOW	280203	8,046	3.86%	158,135	103,809	1,054,481	1,316,425	1,337,292	(20,867)	-1.6%
EAST ROCKAWAY	280219	1,190	0.57%	23,388	15,353	155,957	194,699	189,679	5,020	2.6%
EAST WILLISTON	280402	1,697	0.82%	33,353	21,895	222,403	277,650	275,376	2,274	0.8%
ELMONT	280216	3,059	1.47%	60,121	39,467	400,902	500,490	478,570	21,921	4.6%
FARMINGDALE	280522	5,421	2.60%	106,544	69,942	710,457	886,943	864,605	22,337	2.6%
FLORAL PARK	280222	1,366	0.66%	26,847	17,624	179,023	223,495	215,595	7,900	3.7%
FRANKLIN SQUARE	280217	1,638	0.79%	32,193	21,133	214,671	267,997	266,791	1,206	0.5%
FREEPORT	280209	6,651	3.19%	130,718	85,811	871,657	1,088,186	1,080,200	7,986	0.7%
GARDEN CITY	280218	4,194	2.01%	82,428	54,111	549,651	686,190	666,023	20,168	3.0%
GLEN COVE	280100	3,308	1.59%	65,015	42,680	433,535	541,230	528,493	12,736	2.4%
GREAT NECK	280407	7,131	3.42%	140,152	92,004	934,564	1,166,720	1,139,345	27,374	2.4%
HEMPSTEAD	280201	9,227	4.43%	181,346	119,047	1,209,258	1,509,651	1,501,691	7,960	0.5%
HERRICKS	280409	4,676	2.25%	91,901	60,330	612,820	765,051	744,565	20,486	2.8%
HEWLETT-WOODMERE	280214	2,882	1.38%	56,642	37,184	377,705	471,531	461,398	10,133	2.2%
HICKSVILLE	280517	5,548	2.66%	109,040	71,580	727,101	907,721	877,802	29,920	3.4%
ISLAND PARK	280231	951	0.46%	18,691	12,270	124,635	155,595	151,362	4,234	2.8%
ISLAND TREES	280226	2,423	1.16%	47,621	31,262	317,550	396,433	381,425	15,008	3.9%
JERICHO	280515	3,531	1.70%	69,398	45,557	462,761	577,715	570,468	7,248	1.3%
LAWRENCE	280215	2,158	1.04%	42,413	27,843	282,820	353,076	351,375	1,700	0.5%
LEVITTOWN	280205	7,523	3.61%	147,856	97,062	985,938	1,230,856	1,203,261	27,595	2.3%
LOCUST VALLEY	280503	1,850	0.89%	36,360	23,869	242,455	302,683	307,175	(4,492)	-1.5%
LONG BEACH	280300	3,465	1.66%	68,101	44,705	454,111	566,917	562,518	4,399	0.8%
LYNBROOK	280220	2,932	1.41%	57,625	37,829	384,258	479,711	464,101	15,610	3.4%
MALVERNE	280212	1,990	0.96%	39,111	25,675	260,802	325,589	318,304	7,284	2.3%
MANHASSET	280406	3,258	1.56%	64,032	42,035	426,982	533,049	517,205	15,844	3.1%
MASSAPEQUA	280523	6,730	3.23%	132,271	86,830	882,010	1,101,111	1,087,037	14,075	1.3%
MERRICK	280225	1,512	0.73%	29,717	19,508	198,157	247,382	241,352	6,030	2.5%
MINEOLA	280410	2,926	1.41%	57,507	37,751	383,471	478,730	464,737	13,993	3.0%
NEW HYDE PARK	280405	1,331	0.64%	26,159	17,173	174,436	217,768	221,001	(3,233)	-1.5%
NORTH BELLMORE	280204	2,037	0.98%	40,035	26,281	266,962	333,278	319,258	14,020	4.4%
NORTH MERRICK	280229	1,164	0.56%	22,877	15,018	152,550	190,445	177,754	12,690	7.1%
NORTH SHORE	280501	2,730	1.31%	53,655	35,222	357,784	446,662	432,780	13,882	3.2%
OCEANSIDE	280211	5,495	2.64%	107,998	70,896	720,155	899,050	891,634	7,416	0.8%
OYSTER BAY	280506	1,351	0.65%	26,552	17,431	177,057	221,040	221,796	(755)	-0.3%
PLAINEDGE	280518	2,981	1.43%	58,588	38,461	390,679	487,728	478,093	9,636	2.0%
PLAINVIEW	280504	5,824	2.80%	114,464	75,141	763,273	952,878	925,500	27,379	3.0%
PORT WASHINGTON	280404	5,496	2.64%	108,018	70,909	720,287	899,214	868,898	30,316	3.5%
ROCKVILLE CENTRE	280221	3,396	1.63%	66,745	43,815	445,068	555,628	553,137	2,490	0.5%
ROOSEVELT	280208	3,835	1.84%	75,373	49,479	502,602	627,453	595,271	32,183	5.4%
ROSLYN	280403	3,488	1.68%	68,553	45,002	457,125	570,680	552,660	18,019	3.3%
SEAFORD	280206	2,287	1.10%	44,948	29,507	299,726	374,181	359,643	14,539	4.0%
SEWANHAKA	280252	9,276	4.45%	182,309	119,679	1,215,680	1,517,668	1,460,194	57,475	3.9%
SYOSSET	280502	7,617	3.66%	149,704	98,275	998,257	1,246,235	1,205,805	40,431	3.4%
UNIONDALE	280202	6,992	3.36%	137,420	90,211	916,347	1,143,978	1,088,945	55,033	5.1%
VALLEY STREAM #13	280213	1,811	0.87%	35,593	23,366	237,343	296,302	286,188	10,114	3.5%
VALLEY STREAM #24	280224	1,003	0.48%	19,713	12,941	131,450	164,103	165,035	(932)	-0.6%
VALLEY STREAM #30	280230	1,283	0.62%	25,216	16,553	168,145	209,915	203,829	6,085	3.0%
VALLEY STREAM CHSD	280251	5,501	2.64%	108,116	70,974	720,942	900,032	940,763	(40,731)	-4.3%
WANTAGH	280223	2,891	1.39%	56,819	37,300	378,884	473,003	464,260	8,743	1.9%
WEST HEMPSTEAD	280227	1,781	0.86%	35,004	22,978	233,412	291,394	275,376	16,017	5.8%
WESTBURY	280401	4,585	2.20%	90,113	59,156	600,894	750,163	740,908	9,254	1.2%
		208,216	100%	\$4,092,250	\$2,686,403	\$27,288,061	\$34,066,714	\$33,351,215	\$715,499	

NASSAU BOCES CAPITAL FUND

The Capital Fund accounts for the construction, renovation, alteration and acquisition of capital assets, such as buildings, equipment and infrastructure. Nassau BOCES has programs in owned and leased facilities, totaling over one million square feet throughout Nassau County. Proper maintenance of these facilities requires capital projects.

Funding for capital projects comes from four sources of revenue:

- General Fund surplus
- Revenue from our Spectrum lease
- RWADA billing to component districts
- Donations

The following Capital Fund Budget documents provide descriptions and status updates on the capital projects that were included in the 2025/26 budget, along with information on newly proposed projects for the 2026/27 fiscal year and the source of revenue for each project.

We are funding a portion of the Capital Fund Budget through a charge of \$2.83M to our component districts in 2026/27.

In addition, a Board of Education transfer of \$18,150,000 from the 2024/25 Agency surplus has been allocated to fund projects.

**NASSAU BOCES
CAPITAL PROJECT FUND
PROJECT STATUS AND PROPOSED BUDGET: 2026/27
BALANCES UPDATED THROUGH NOVEMBER 2025**

PROJECT NAME / DESCRIPTION	BUILDING / LOCATION	PROJECT #	SOURCE OF FUNDING				PROJECT STATUS				
			GENERAL FUND SURPLUS	RWADA BILLING	SPECTRUM LEASE / DONATIONS/ OTHER	TOTAL FUNDING	EXPENDITURES	ENCUMBRANCES	PROJECT BALANCE 11/30/25	PROPOSED ADJUSTMENT	STATUS
Projects approved prior to 2026/27 Budget											
Barry Tech - Re-Roofing	Barry Tech	8501	4,539,000	-	-	4,539,000	141,454	220,319	4,177,227	270,400	Design complete - NYSED approval required
Barry Tech - Advanced Manufacturing/Robotics Classroom (BlueForge) (Maritime Industrial Base)	Barry Tech	8510	1,896,900	-	-	1,896,900	38,281	264,854	1,593,765	303,000	Design complete - Public bidding is being scheduled
Barry Tech - Parking Lot Expansion	Barry Tech	8511	500,000	-	-	500,000	33,697	44,428	421,875	598,700	Design complete - Public bidding is being scheduled
Barry Tech - Rooftop HVAC Replacement	Barry Tech	8471	6,672,400	-	-	6,672,400	5,607,912	927,359	137,130	462,500	Work is in process
Career Prep High School - Rooftop HVAC Replacement	Career Prep High School	8502	3,987,000	-	-	3,987,000	46,129	164,719	3,776,153	133,800	Design complete - NYSED approval required
Carman Road - Sanitary Piping Repairs	Carman Road	8512	290,000	-	-	290,000	1,773	-	288,228	(288,228)	Canceled
Carman Road - Boiler/HVAC System Upgrades	Carman Road	8464	7,376,400	-	-	7,376,400	6,887,695	126,088	362,617	(362,617)	Nearing completion
Carman Road - Bathroom and Water Fountain Renovations	Carman Road	8478	1,468,322	-	-	1,468,322	1,467,831	-	491	(491)	Construction Complete
Farber - Elevator Upgrades	Farber Center	8503	2,175,700	-	-	2,175,700	54,942	87,463	2,033,294	207,800	Public bidding schedule is being coordinated
Farber - HVAC System Upgrades	Farber Center	8440	2,401,800	-	-	2,401,800	2,375,431	-	26,369	(26,369)	Construction Complete
Farber - Generator Installation	Farber Center	8441	1,249,500	-	-	1,249,500	1,086,798	136,497	26,205	(26,205)	Construction Complete
Farber - Center-Wing ADA Bathroom and Water Fountain Renovations	Farber Center	8479	1,335,600	-	-	1,335,600	47,949	45,546	1,242,104	303,300	Design complete - Public bidding is being scheduled
Farber - Barry Tech - Technology/Conference and Board Room Upgrades	Farber Center & Barry Tech	8498	1,550,000	-	-	1,550,000	451,532	215,929	882,538	521,400	Work is in process
GC Tech - Ventilation/Program Upgrades to Cosmetology Program	GC Tech	8504	100,000	-	-	100,000	2,170	9,785	88,045	445,500	Design complete - Public bidding is being scheduled
Hasket Drive - HVAC System Upgrades Building A	Hasket Drive	8513	288,000	-	-	288,000	1,677	45,567	240,755	558,000	Design in progress - NYSED approval required
Hasket Drive - Undeveloped Property Sale	Hasket Drive	8519	200,000	-	-	200,000	5,599	-	194,401	-	Work is in process
Hasket Drive - Parking Lot Expansion	Hasket Drive	8488	813,500	-	-	813,500	262,912	17,340	533,248	84,400	Work is in process
Hawthorn School - Building Technology Upgrades	Hawthorn School	8505	2,514,200	2,524,000	-	5,038,200	8,673	636,411	4,393,116	-	Work is in process
Iris Wolfson - Recaat Gymnasium Beams	Iris Wolfson High School	8506	255,300	-	-	255,300	221,687	25,635	7,979	(7,979)	Construction Complete
Fire Alarm Upgrades - Jerusalem Ave. Elem. School	Jerusalem Ave	8514	750,000	-	-	750,000	6,274	96,030	647,696	198,400	Design complete - NYSED approval required
Jerusalem Ave School Building Additions	Jerusalem Ave	8520	4,100,000	-	-	4,100,000	3,210	289,177	3,807,613	-	Design in progress - NYSED approval required
Jerusalem Ave - Electrical Transformer Replacement	Jerusalem Ave	8474	737,300	-	-	737,300	632,198	74,366	30,737	(30,737)	Construction Complete
Jerusalem Ave - Auditorium Renovations	Jerusalem Ave	8477	3,984,900	-	-	3,984,900	3,273,570	471,915	239,415	(239,415)	Construction Complete
Jerusalem Ave - Bathroom and Water Fountain Renovations	Jerusalem Ave	8483	461,300	2,700,000	-	3,161,300	2,910,732	-	250,568	(250,568)	Construction Complete
Jerusalem Ave - Playground Installation	Jerusalem Ave	8499	550,000	-	-	550,000	477,281	69,237	3,481	(3,481)	Construction Complete
LHSA - Re-Roofing Buildings A and B	LHSA	8507	614,100	-	-	614,100	421,450	187,610	5,040	(5,040)	Construction Complete
LHSA - HVAC System Upgrades	LHSA	8445	576,500	-	-	576,500	305,718	262,900	7,882	(7,882)	Construction Complete
LHSA - Rosalind Joel Conservatory Renovations and Re-Roofing	LHSA	8489	3,963,100	-	545,000	4,508,100	4,345,561	162,515	24	(24)	Construction Complete
LHSA - Courtyard Building Addition	LHSA	8490	71,200	-	-	71,200	71,160	-	40	(40)	Canceled
LHSA - Covered Walkway Reconstruction and Site Improvements	LHSA	8491	1,858,600	-	-	1,858,600	492,901	1,315,631	50,068	-	Work is in process

**NASSAU BOCES
CAPITAL PROJECT FUND
PROJECT STATUS AND PROPOSED BUDGET: 2026/27**

BALANCES UPDATED THROUGH NOVEMBER 2025

PROJECT NAME / DESCRIPTION	BUILDING / LOCATION	SOURCE OF FUNDING					PROJECT STATUS				
		PROJECT #	GENERAL FUND SURPLUS	RWADA BILLING	SPECTRUM LEASE / DONATIONS/ OTHER	TOTAL FUNDING	EXPENDITURES	ENCUMBRANCES	PROJECT BALANCE 11/30/25	PROPOSED ADJUSTMENT	STATUS
LIHSA - Theater Renovations	LIHSA	8495	7,483,000	-	863,000	8,346,000	159,133	5,462,583	2,724,284	-	Public bidding schedule is complete
Lupinskie - HVAC System Upgrades Phase II	Lupinskie	8447	3,793,300	-	-	3,793,300	1,074,808	133,071	2,585,421	-	Design complete - Public bidding is being scheduled
RKC - Renovations to Room 1207 and 1207A	Rosemary Kennedy Ctr.	8508	379,400	-	-	379,400	12,678	31,225	335,497	197,800	Public bidding schedule is being coordinated
RKC - Greenhouse Reconstruction	Rosemary Kennedy Ctr.	8515	299,300	-	-	299,300	851	-	298,449	(298,449)	Canceled
RKC - Re-Roofing	Rosemary Kennedy Ctr.	8516	4,276,000	-	-	4,276,000	76,872	297,769	3,901,359	367,300	Design in progress - NYSED approval required
RKC - Building Additions	Rosemary Kennedy Ctr.	8521	1,600,000	-	-	1,600,000	2,762	2,650	1,594,588	-	Design in progress - NYSED approval required
RKC - Emergency Exterior Soffit Repairs	Rosemary Kennedy Ctr.	8497	1,599,600	-	-	1,599,600	353,672	65,457	1,180,471	(1,130,000)	Work is in process
RKC, Jerusalem Ave & Seaman Neck - Building and Site Renovations	Rosemary Kennedy Ctr., Jerusalem Ave & Seaman Neck	8496	2,316,342	5,481,000	-	7,797,342	126,324	6,366	7,664,653	8,590,309	Annual Funding Source for Future Individual Projects
Seaman Neck - School Purchase	Seaman Neck	8518	7,550,000	-	-	7,550,000	52,043	13,620	7,484,337	-	Closed on Purchase of Building 1/9/26.
Agencywide - Mechanical, Electrical and Plumbing Upgrades	Various Locations	8509	650,000	-	-	650,000	99,732	86,754	463,515	250,000	Annual Funding Source for Future Individual Projects
Agencywide - Environmental Testing and Abatement	Various Locations	8399	2,637,461	-	-	2,637,461	2,261,443	99,364	276,653	250,000	Annual Funding Source for Future Individual Projects
Agencywide - Paving, Sealcoating, Restriping and Site Improvements	Various Locations	8400	2,534,383	-	-	2,534,383	2,328,754	194,465	11,165	500,000	Annual Funding Source for Future Individual Projects
Agencywide - Public Address (PA) Intercom System Upgrades	Various Locations	8461	376,000	-	-	376,000	138,099	-	237,901	562,100	Annual Funding Source for Future Individual Projects
Agencywide - Security Upgrades	Various Locations	8467	3,340,650	-	-	3,340,650	2,525,762	232,146	582,742	800,000	Annual Funding Source for Future Individual Projects
Agencywide - Energy Conservation Initiatives	Various Locations	8476	650,000	-	-	650,000	178,770	129,814	341,417	50,000	Annual Funding Source for Future Individual Projects
Agencywide - Voice System Upgrades	Various Locations	8500	450,000	-	-	450,000	449,716	-	284	(284)	Construction Complete
Willet Ave - Modular Building Demo./Site Restoration	Willet Ave	8517	404,700	-	-	404,700	-	-	404,700	(404,700)	Canceled
Total of Projects approved prior to 2026/27 Budget			97,620,758	10,705,000	1,408,000	109,733,758	41,525,614	12,652,604	55,555,540	12,572,200	
Projects Proposed in the 2026/27 Budget											
Courtyard Upgrades	Carman Road	8525								1,761,100	Proposed
Lower-Level Conference Room Renovations - Farber Admin. Center	Farber Admin	8526								1,349,900	Proposed
Roof Recoating Buildings A, C, D & F	Hasket Drive	8522								1,679,400	Proposed
Corridor Door/Hardware Replacement	Jerusalem Ave	8527								1,091,500	Proposed
Playground Swings Installation	Rosemary Kennedy Ctr.	8523								591,700	Proposed
Parking Lot Expansion	Seaman Neck	8524								914,200	Proposed
Battery/Electric Bus Implementation	Various Locations	8528								1,000,000	Proposed
Total of New Projects for 2026/27										8,387,800	
Grand Total for ALL PROJECTS			97,620,758	10,705,000	1,408,000	109,733,758	41,525,614	12,652,604	55,555,540	20,960,000	

NOTE: ALL AMOUNTS ARE SUBJECT TO MINOR ROUNDING VARIANCES.

CAPITAL PROJECT DESCRIPTIONS AND STATUS

COMPLETED CAPITAL PROJECTS: (Construction and Contract Close-Out Complete or Substantially Complete)

Carman Road School:

Bathroom and Water Fountain Renovations - Project #8478:

This capital project is complete. The project included the complete renovation of all staff and student bathrooms for optimal use and ADA compliance. Water fountains were also replaced with ADA-compliant units. Several additional toilet rooms in classrooms were added to the scope of work. The project was approved by SED.

George Farber Administrative Center:

HVAC System Upgrades - Project #8440:

This capital project is complete. The existing HVAC units, serving all three floors of the center and north wings and portions of the south wing, had exceeded their life expectancies and did not meet current code requirements. Additional ductwork and individual room temperature controls were also necessary. The work was identified in the Five-Year Implementation Plan as Priority 1, 2 and 3 projects. VRF unit installation was added to the project for several additional spaces in the center-wing, renovated after the original contract was awarded. The project was approved by SED.

Generator Installation - Project #8441:

This capital project is substantially complete. The project included installing an emergency generator in the north courtyard. The generator will provide electrical power for the entire building to maintain essential Agency operations at Nassau BOCES and support our component school districts in the event of an extended power outage. The work was identified in the Five-Year Implementation Plan as a Priority 1 project. The project was approved by SED.

Jerusalem Avenue School:

Electrical Transformer Replacement - Project #8474:

This capital project is substantially complete. The project included replacing the existing electrical transformer with an above-ground transformer. The existing electrical transformer was original to the building and located in a below-grade vault. Several years ago, the transformer vault flooded during a storm, causing a building electrical outage. PSEG recommended that the obsolete transformer be replaced with an above-ground unit and the transformer vault be abandoned. The replacement of the existing main disconnect, current transformer (CT) cabinet and main distribution panel was also included in the scope of work. The project was approved by SED.

Auditorium Renovations - Project #8477:


This capital project is substantially complete. The project included the complete renovation of the auditorium. The auditorium was in poor condition and was completely refurbished to bring it up to current educational standards. The auditorium flooring was abated and replaced, the stage flooring was refinished, and the entire space was painted. Approximately 752 auditorium seats, acoustic ceilings, curtains, lighting and the sound system were replaced. A new HVAC system was installed, and the entire space was centrally air-conditioned. The project was approved by SED.

Bathroom and Water Fountain Renovations - Project #8483:

This capital project is complete. The project included the complete renovation of all staff and student bathrooms on both floors for optimal use and ADA compliance. Water fountains were replaced with ADA-compliant units. The project was approved by SED.

Playground Installation - Project #8499:

This capital project is substantially complete. The existing playground in front of the building was previously removed due to the age and equipment safety deficiencies. This project provided a new playground at the same location. The project was approved by SED.



Long Island High School for the Arts (LIHSA):

HVAC System Upgrades - Project #8445:

This capital project is substantially complete. The 2016 AVI report identified that the HVAC systems in the dance studio, the art studio in Building B, and the six classrooms in Building C, needed to be upgraded. The HVAC upgrades necessary in Building C were removed from this scope of work and were included in Capital Project #8489 - Building C Renovations. Additionally, the scope of work for Building B was expanded to include an HVAC cooling component. The work was identified in the Five-Year Implementation Plan as a Priority 1 project. The project was approved by SED.

Rosalind Joel Conservatory (Formerly Building C) Interior Renovations and Reroofing - Project #8489:

This capital project is substantially complete. Renovations to the Rosalind Joel Conservatory were necessary to support LIHSA's increased enrollment, the development of new innovative programs, and the need for larger instructional spaces. The existing spaces (formerly used as music practice rooms) were small and could not be used as classrooms in the configuration. The interior renovations included the demolition of masonry partitions, reconstruction of steel-stud partitions, lighting, electrical, and HVAC modifications. The scope of work also included equipment required for recording and TV production and recoating the corrugated metal roof, which is out of warranty and needs repair. A donation from The Joel Foundation partially offset the renovation costs associated with this project. The project was approved by SED.

Reroofing Buildings A and B - Project #8507:

This capital project is substantially complete. The existing metal roofing systems for Buildings A and B were in need of repair and have exceeded the existing warranty period. The project included applying a new roof coating over the existing, original corrugated metal roofs for Buildings A and B. The roof coating matches the coating recently applied over the roof of the Rosalind Joel Conservatory (formerly Building C). The project was approved by SED.

Seaman Neck Middle School:


Seaman Neck Middle School Purchase - Project #8518:


This capital project is complete. The capital project funded the purchase of the Seaman Neck Middle School from the Levittown Public Schools. District voter approval passed in May of 2025 and the Nassau BOCES referendum authorizing the school purchase was approved on October 16, 2025. A hearing to subdivide the property and separate the building site from the fields was approved on October 23, 2025. A closing date to finalize the sale occurred on January 9, 2026. SED approval for the purchase of this building was required.

Agencywide:

Voice System Upgrades - Project #8500:

This capital project is complete. The project included upgrading the Agency's primary phone system. The Agency had been using Mitel phones for voice communication. However, Mitel announced that our current platform would no longer be supported. Therefore, we migrated to the Microsoft Teams voice platform. The project included purchasing new handsets where necessary and acquiring the backend hardware needed for phone number routing and redundancy. SED approval was not required to complete this project.





CANCELED CAPITAL PROJECTS: (Projects and Contracts to be Closed Out)

Carman Road School:

Sanitary Piping Repairs - Project #8512:

This capital project will be canceled. The 2023 Building Condition Survey originally identified that the sanitary piping, located in some areas within the concrete slab and the crawlspace, showed signs of deterioration and required replacement. This project was identified in the Five-Year Implementation Plan as a Priority 2 project. However, upon investigation, the deterioration was found to be less than anticipated and the work was completed by in-house maintenance staff as an operational project. SED approval was not required to complete this project.

Long Island High School for the Arts (LIHSA):

Courtyard Building Addition - Project #8490:

This capital project will be canceled. The project will be reconsidered at a future budget cycle pending evaluation and analysis of enrollment projections. The project was originally created to address the previous growth of LIHSA and the transition of the arts programs from Barry Tech to LIHSA. The project included the construction of an addition in the courtyard to connect Buildings A and C to provide indoor circulation between these two buildings. The addition would provide a large multi-purpose room and instructional spaces. Should the project proceed in a future budget cycle, SED approval and a public referendum will be required.

Rosemary Kennedy Center (RKC):

Greenhouse Reconstruction - Project #8515:

This capital project will be canceled as it requires a public referendum per SED. The project included the reconstruction of the two greenhouses for year-round use, regardless of weather conditions. The functionality of the greenhouses is a critical component of the expansion of the produce garden project supported by Nassau BOCES' partnership with Smile Farms. Facilities Services in-house Central Maintenance and Grounds Department staff will provide interim upgrades to the two greenhouses and the surrounding property until a public referendum and the Capital Project proceeds. SED approval will be required.

Willet Avenue School:

Modular Building Demolition and Site Restoration - Project #8517:

This capital project will be canceled. The scope of work included demolition of the modular building, removal and building/site restoration upon vacating the premises. Previously, the district notified Nassau BOCES that the lease for the Willet Avenue School, set to expire on June 30, 2026, would not be renewed. At that time, the district also indicated no interest in retaining the Nassau BOCES-owned modular building located on the property. However, Hicksville Public Schools has since reconsidered its position and lease negotiations have resumed, thereby negating the immediate need for this project. Should the project proceed in a future budget cycle, SED approval will be required.

ONGOING CAPITAL PROJECTS:

(Construction in Process - Contracts Remain Open Completion Expected in FY 2025/26)

Barry Tech:

Parking Lot Expansion - Project #8511:

The need for additional student and guest parking continues to be an issue at Barry Tech. This capital project includes the expansion of the parking lot adjacent to the Preschool parking area to accommodate approximately twenty-eight (28) additional parking spaces. The additional parking will assist administration in monitoring on-site student parking and further limit street parking. Design is complete and public bidding is in progress. SED approval is not required to complete this project.

Carman Road School:

Boiler/HVAC System Upgrades - Project #8464:

The heating system, installed during original building construction, became unreliable due to repeated failures. A 2016 Annual Visual Inspection and subsequent evaluation confirmed the need for replacement. The scope of work includes asbestos abatement, boiler replacement, and the conversion of the crawl space's return-air plenum to an exhaust-air plenum to improve air circulation. A centralized heating and cooling system using Variable Refrigerant Flow (VRF) and Dedicated Outdoor Air System (DOAS) technologies, is being installed, enabling individual room temperature control. The building management system (BMS) is also being expanded to support the new infrastructure.

The project also included removing all window air-conditioning units, refurbishing windows, re-securing or re-encapsulating the crawl space's sand base with ethylene propylene diene monomer/rubberized material (EPDM) and converting the heating system from oil to a dual-fuel with natural gas. The project was approved by SED and is nearing completion.

Hasket Drive Complex (HDC):

Undeveloped Property Sale - Project #8519:

This capital project includes the sale of the undeveloped property accessible on Oak Drive in Syosset and associated incidental closing costs. The parcel is 2.732 acres and zoned for light industrial use. A public referendum to authorize the sale was approved on October 16, 2025. The sale is subject to multiple contingencies, local zoning approval, environmental reviews and county approval of a minor subdivision. SED project approval is not required to complete the sale.

Iris Wolfson High School:

Recoat Gymnasium Beams - Project #8506:

The two-hour fire-proof coating previously installed on the exposed steel I-beams in the gymnasium began to peel. This coating was originally applied as a NYS building code requirement during the building renovations and addition in 2010. This capital project included removal and re-application of the coating. SED approval was not required to complete this project. Although the scope of work is complete, the project will remain open until closeout documents and final payment is processed.

Rosemary Kennedy Center (RKC):

Emergency Soffit Repairs - Project #8497:

This capital project includes removing and replacing deteriorating exterior soffits in many areas around the building due to corrosion. An emergency project was created to address the areas in need of the most repairs. The project was approved by SED and the emergency work is complete. However, due to cracking of the soffit coating in numerous areas, warranty repairs are required. These repairs will be negotiated through the contractor's bonding company. The project will remain open until the warranty repairs are complete. The remaining soffit replacements will be completed as part of a future larger building renovation project.


ONGOING CAPITAL PROJECTS:

(Construction in Process - Contracts Remain Open Completion Expected in FY 2026/27 or After)

Barry Tech:

Rooftop HVAC Unit Replacement - Project #8471:

This capital project includes replacing over one hundred (100) rooftop HVAC units providing heating and air-conditioning for the entire building. The project also includes full Building Management System (BMS) integration, ductwork modifications in several vocational shops, ventilation for the nail salons, gas detection, and replacement of the dust collection system in the carpentry shop. The HVAC replacement units will incorporate more effective humidity and filter controls to meet current safety standards and limit potential mold and other environmental issues. The project was approved by SED.





The work is being completed in phases and is in progress.

Reroofing - Project #8501:

The warranty for the spray-on urethane roof at Barry Tech expired in 2023. This capital project includes resurfacing the roof coating, restoring the warranty for an additional 15-20 years and removing/replacing sections that have been compromised and in need of repair. Design is complete and SED approval has been received. A public bidding schedule will be developed.

Advanced Manufacturing and Robotics Classroom - Project #8510:

The Department of Regional Schools and Instructional Programs (RSIP) has researched an opportunity to establish an advanced manufacturing and robotics classroom at Barry Tech, addressing the workforce needs of nearly 3,000 Long Island manufacturers, including over 400 with Department of Defense contracts supporting national security. This capital project includes renovations to Room E122 located in the East Wing to serve both high school students and adult learners, with training focused on producing skilled machinists for the Submarine Industrial Base (SIB) and the broader manufacturing sector. A donation from the Submarine Industrial Base (SIB) will help offset the renovation costs. Design is complete and SED approval has been received. A public bidding schedule has been developed.

Career Preparatory High School:

Rooftop HVAC Replacement - Project #8502:

This capital project includes replacing nearly twenty (20) rooftop HVAC units providing heating and air-conditioning for the entire building. These units were installed in 2005 and are nearing the end of their life expectancy. The HVAC replacement units will incorporate more effective humidity and filter controls to meet current safety standards and limit potential mold and other environmental issues. The scope of work also addresses new HVAC refrigerant requirements, dust collection system installation, duct cleaning and repainting the existing rooftop gas piping. Design is complete and the project is being submitted to SED for approval.

GC Tech:

Ventilation/Program Upgrades to Cosmetology Program - Project #8504:

The NY State Office of Career and Technical Education and the Office of Facilities and Planning have directed school districts to provide mechanical ventilation upgrades to comply with current mechanical system codes for manicure and pedicure stations. The scope of work for this capital project includes the installation of localized exhaust for each nail station. Rooms 7, 9 and 117 are also affected by this directive. Additionally, the program has requested the installation of new pedicure stations in Room C-218, which will require plumbing and waste line modifications. The project has been approved by SED and public bidding is in progress.

George Farber Administrative Center:

Center-Wing ADA Bathroom/Water Fountain Renovations - Project #8479:

This capital project includes the complete renovation of the bathrooms in the center wing on all three floors for optimal use and ADA compliance. Water fountains will be replaced with ADA-compliant units. The project has been approved by SED and public bidding is being scheduled.

George Farber Administrative Center/Barry Tech:

Conference Room/Board Room/Cafeteria Upgrades - Project #8498:

The conference rooms in the south wing and other public gathering spaces within the George Farber Administrative Center have not been holistically upgraded since 2002. The project includes HVAC replacements, technology enhancements, and furniture updates across multiple floors. The project scope will be expanded to include funding for technology upgrades in Room E-138 at Barry Tech. These upgrades will modernize the AV system with new projectors, projection screens, displays and ceiling-mounted speakers. The project is in progress. SED approval is not required to complete this project.

Elevator Upgrades - Project #8503:

This capital project includes necessary upgrades to the existing three elevators. These elevators are original to the building and require health and safety modifications to limit breakdowns, ensure reliability and availability of parts, and comply with current ADA requirements. The scope of work will be expanded to include relocating the lower-level elevator machine room to create space for a future bathroom installation. The project was approved by SED and a public bidding schedule is being developed.

Hasket Drive Complex (HDC):

Parking Lot Expansion - Project #8488:

The area used by our Transportation Department for bus parking was not paved and had experienced flooding during rainstorms. The original scope of work for this capital project is complete and included the installation of an asphalt paved parking lot for permanent bus parking. Drainage structures and below-grade conduit for potential future installation of site lighting were also included. The scope of work will be expanded to include paving of the lower level of the HDC property along Oak Street for potential use by the Transportation Department or leasing to an outside entity. Existing remaining project funds will be supplemented to complete the expanded scope of work. SED approval is not required to complete this project.

HVAC System Upgrades-Building A - Project #8513:

The 2023 Building Condition Survey has identified that the Graphics Department Print Shop and the Transportation Department Automotive repair Shops require additional mechanical fresh air and exhaust in order to meet current HVAC requirements. This capital project is identified in the Five-Year Implementation Plan as a Priority 1 project. Design is in progress. SED approval is required to complete this project.

Hawthorn School:

Building Technology Upgrades - Project # 8505:

The Hawthorn School is owned by the Massapequa UFSD and leased to Nassau BOCES. A Massapequa bond issue received voter authorization to fund a comprehensive capital improvement project for this facility. The bond issue includes building renovations, building system upgrades and program-driven renovations for the Department of Special Education. The project received SED approval and construction is in progress.

This capital project provides funding for Nassau BOCES building technology infrastructure program needs including network cabling, Wi-Fi, security surveillance equipment, P.A. intercom system, smartboard installation and door alarms. Also included are site parking improvements, classroom equipment/upgrades and smartboards, window AC units/split units, custodial equipment, furniture, moving expenses, appliances and project contingencies. Program occupancy is currently projected to occur in July of 2026. The work is in progress. SED approval is not required to complete this portion of the project.

Jerusalem Avenue Elementary School:


Fire Alarm Upgrades - Project #8514:

A number of classrooms in the building that have been previously subdivided have difficulty hearing the fire alarm notifications. This capital project will replace the horn/strobe fire alarm (FA) system and provide a voice-evacuation FA system throughout the building. The new FA system will also serve as the school's public address system and will be extended into the subdivided classrooms. Design is complete and the project has been submitted to SED for approval.

Secured Vestibule/Elevator Additions - Project #8520:

This capital project includes the addition of secured vestibules to be constructed at the three building entrances, as well as an elevator addition to provide ADA-compliant access to the second floor. The vestibules are included in the Agency's Five-Year Security Implementation Plan. A public referendum to





complete this project was approved on October 16, 2025. Design is in progress. SED project approval is required to complete this project.

Long Island High School for the Arts (LIHSA):

Covered Walkway Reconstruction and Site Improvements - Project #8491:

The current covered walkway is located in the central courtyard and connects all three buildings. The walkway was constructed as a temporary structure nearly forty (40) years ago and no longer provides sufficient protection from the elements, especially during inclement weather. This capital project includes removing and reconstructing the open-covered walkway in the central courtyard that connects all three buildings. Additionally, the original masonry side walls are in disrepair and will be demolished and replaced.

The scope of work has been expanded to include rerouting the gas service piping on the site and reconstruction of the concrete retaining wall at the site vehicular entrance. The project was approved by SED and the work is in progress.

Theater Renovations - Project #8495:

This capital project includes theater upgrades and redesign for use by the Performing Arts and Production and Managerial Arts programs to meet current industry standards for Career and Technical Education. The existing space and equipment no longer support curriculum needs requiring LIHSA students to learn stage management and performance with equipment comparable to a current theater work environment.

The scope of work includes both cosmetic and technical upgrades. These enhancements involve installing epoxy flooring, replacing carpeting and theater seating, refinishing the stage floor, and repainting the theater. Technical improvements include electrical upgrades, such as stair tread and house lighting, a new sound system and console, side curtain replacement, HVAC improvements and ADA compliance upgrades. A donation from The Joel Foundation will help offset the renovation costs. The project was approved by SED and the work is in progress.

Robert E. Lupinskie Center:

HVAC System Phase II Upgrades - Project #8447:

This capital project includes replacing many rooftop HVAC units that are beyond their useful life. The scope of work also includes installing additional individual room temperature controls and variable air volume (VAV) dampers to properly regulate ventilation needs. The project was based on an engineering report prepared by H2M and was also identified in the Five-Year Implementation Plan as a Priority 1 and Priority 2 project. The work is being completed in two phases. Phase I is complete. Phase II was approved by SED and a public bidding schedule is being developed.

Rosemary Kennedy Center (RKC):

Renovations to Room 1207 and 1207A - Project #8508:

The ventilation in Room 1207 used for OT/PT and the adjacent office suite in Room 1207A are inadequate. The scope of work for this capital project includes installing a rooftop Energy Recovery Ventilator (ERV) for ventilation, and an outdoor condenser with indoor cassettes. The project also includes ceiling and lighting replacement. The project has been approved by SED and public bidding is in progress.

Reroofing - Project #8516:

The warranty for the spray-on urethane roof at the Rosemary Kennedy Center has expired. This capital project includes resurfacing the roof coating to restore the warranty for an additional 15-20 years and to remove/replace sections that have been compromised and in need of repair. Design is in progress. SED approval is required to complete this project.

Secured Vestibule Additions - Project #8521:

This capital project includes the addition of secured vestibules to be constructed at the main entrances to the Rosemary Kennedy School and the Center for Community Adjustment (CCA). The vestibules are included in the Agency's Five-Year Security Implementation Plan. A public referendum to complete this project was approved on October 16, 2025. Design is in progress. SED project approval is required to complete this project.

**ANNUAL RECURRING CAPITAL PROJECTS:
(Funding Provided Annually)****Jerusalem Avenue Elementary School (JAS)/Rosemary Kennedy Center (RKC)/ Seaman Neck Middle School (SNS):****Building and Site Renovations - Project #8496:**

This annual recurring capital project funds building-wide renovations and additions at the Rosemary Kennedy Center and the Jerusalem Avenue Elementary School. The project will be expanded to include funding for the building purchase and future renovations to the Seaman Neck Middle School. SED approval is necessary to complete individual capital projects resulting from this project. In some cases, a public referendum is also required.

Agencywide:**Environmental Testing and Abatement - Project #8399:**

Many Nassau BOCES facilities contain asbestos, lead or other environmental contaminants, which, if not addressed promptly, could present hazardous conditions that may affect the health and safety of Nassau BOCES students, staff and visitors. This annual recurring capital project provides testing services, environmental engineering, and abatement at Nassau BOCES buildings, as needed. Asbestos abatement projects are in progress at several locations. SED approval is not required for this project.

Sealcoating, Restriping and Site Improvements - Project #8400:

This annual recurring capital project includes the asphalt paving, sealcoating, restriping, and parking lot/site improvement projects throughout the Agency. Most recently, this project was utilized to provide parking lot and drainage improvements at Hasket Drive. SED approval is not required for this project.


Public Address (PA) Intercom System Upgrades - Project #8461:

This annual recurring capital project includes the upgrades and expansion of the Agency's existing PA Intercom Systems. The current systems have become obsolete and increasingly unreliable. The upgrades will incorporate voice-activated systems, integrated into the fire alarm systems, to comply with the new NY State code requirements. Each school has a different scope of work based on the size and condition of its current PA system. The upgrades will begin at the Rosemary Kennedy Center and will extend to the Carman Road School, the Jerusalem Avenue Elementary School and LIHSA. This work is in progress. Individual Capital Projects may be created to perform portions of this work. SED approval is required to complete this project.

Security Upgrades - Project #8467:

This annual recurring capital project includes upgrading and expanding existing security systems across Nassau BOCES buildings. Many of these systems are outdated and approaching end of life. These upgrades are necessary to provide consistent Agency standards, address lapses in surveillance coverage and provide effective management of building services. The scope of work includes the completion of projects outlined in the Five-Year Security Implementation Plan developed from recommendations by the Agency's security committee.

The upgrades include the installation of blue light emergency systems, card access, lockdown and door ajar alert systems and integrated PA intercoms. Additional improvements involve mantrap





access control vestibules, point-to-point and building-to-building radio systems, advanced security surveillance cameras, and visitor management systems. SED approval is not required for this project.

Energy Conservation Initiatives - Project #8476:

This annual recurring capital project includes implementing energy conservation measures at all Nassau BOCES locations, such as LED lighting retrofits and Building Management System (BMS) upgrades. Additionally, utility benchmarking systems are being installed in all buildings to precisely monitor energy performance. Utility monitoring and benchmarking system installations are being piloted at the Iris Wolfson and the Career Preparatory High Schools. LED lighting retrofits are in progress. SED approval is not required for this project.

Mechanical, Electrical and Plumbing Upgrades - Project #8509:

This annual recurring capital project provides funding for significant mechanical, electrical and plumbing (MEP) upgrades throughout the Agency. Larger stand-alone building system replacement projects (i.e., Barry Tech and Career Prep HS rooftop HVAC unit replacement) will continue to be submitted as separate projects. SED approval is not required for this project.

**PROPOSED CAPITAL PROJECTS (Pending Board Approval):
(Construction and Contract Close-Out Expected in FY 2026/27)**

Hasket Drive Complex (HDC):

Roof Recoating Buildings A, C, D & F - Project #8522:

The existing metal roofing systems for Buildings A, C, D and F are in need of repair and have far exceeded the existing warranty period. This proposed capital project includes applying a new corrugated metal roofing panels and a roof coating over the existing, original corrugated metal roofs. SED approval will be required to complete this proposed project.

Rosemary Kennedy Center (RKC):

Playground Swings Installation - Project #8523:

The New York Schools Insurance Reciprocal (NYSIR) determined that both sets of swings have structural deficiencies in the framing. The steel is cracked, weakening the structure significantly along with the concrete footings, dislodging it from the ground. This proposed capital project will provide for both structures to be replaced and the installation of a playground surface and sidewalk. SED project approval will not be required to complete this proposed project.

Seaman Neck Middle School:

Parking Lot Expansion - Project #8524:

This proposed capital project includes the expansion of the existing parking lot and associated drainage structures. The current parking lot provides approximately 70 spaces and the program employs a staff consisting of approximately 143 employees. SED approval will not be required to complete this proposed project.

**PROPOSED CAPITAL PROJECTS (Pending Board Approval):
Construction and Contract Close-Out Expected in FY 2027/28 or After**

Carman Road:

Courtyard Upgrades - Project #8525:

This proposed capital project consists of reconstruction of the greenhouse, and gazebo and brick walkways in the courtyard as this space is an Inclusive Educational Environment. The gazebo and brick area are in disrepair. The greenhouse also needs to be rebuilt to provide a safe outdoor learning environment to enhance our environmental education program.

The greenhouse serves as an innovative and alternative learning space. The Environmental Education

Teacher combines hands-on experiential learning with all students at Carman Road School. The Environmental Education class is one of our special areas. The greenhouse and gazebo create a multi-sensory learning opportunity for our students. SED approval is required to complete this proposed project.

George Farber Administrative Center:

Lower-Level Conference Room Renovations - Project #8526:

This proposed capital project expands on Capital Project #8498 which provides technology, HVAC and furniture upgrades to the conference rooms and public gathering spaces in the building. The project will specifically address renovations to LL-A/LL-B, the lower-level Lobby and the existing bathroom.

The scope of work for Conference Rooms LL-A and LL-B includes new flooring, ceilings, and lighting, completing the installation of remaining technology, repainting the rooms, adding new wall decor, and providing a dedicated food service area. The folding partition will also be replaced to improve flexibility and usability. In the lobby, the work will include new flooring, ceilings, lighting and furniture, along with repainting. Additionally, the existing bathroom will be renovated and a new second bathroom will be constructed to improve accessibility and convenience. SED approval is required to complete this proposed project.

Jerusalem Avenue Elementary School:

Corridor Door/Hardware Replacement - Project #8527:

This proposed capital project will address corridor door and hardware replacement identified in the 2023 Building Condition Survey. The corridor doors throughout the facility require replacement to comply with ADA requirements, fire-rating codes and the Agency's Five-Year Security Implementation Plan. SED project approval will be required to complete this proposed project.


Agencywide:

Electric Bus Implementation - Project #8528:

This proposed capital project will be created to align with New York State's landmark zero-emission school bus legislation. This project outlines a phased deployment of Battery Electric Buses (BEBs) and the installation of Electric Vehicle (EV) charging stations, ensuring full compliance with state requirements that all new school bus purchases be zero-emission by July 1, 2027, and that the entire fleet convert by July 1, 2035.

Among its objectives are the elimination of tailpipe emissions to enhance air quality for students and surrounding communities, the reduction of long-term operating costs through lower fuel and maintenance expenses and building institutional expertise through early adoption and pilot programs. This initiative is designed to ensure full compliance with state mandates while enhancing operational efficiency, reducing environmental impact, and capitalizing on available funding opportunities.

To support this effort, Nassau BOCES is actively collaborating with key stakeholders including NYSERDA, the EPA, and vendors such as Bird Bus Sales to secure funding and technical assistance. These collaborations are focused on securing both financial and technical resources to ensure the success of the rollout. The project team includes representatives from Business Services, Transportation, and Facilities Services. SED approval will be required to complete the proposed installation of EV charging stations.



Direct Services to Students: Tuition-Based Programs

Nassau BOCES tuition-based programs are labor intensive. The class size ratio in all Special Education programs is dictated by the student's Individualized Educational Plan developed by the Committee on Special Education. The 2026/27 proposed tuition rates for all Nassau BOCES programs reflect increases in the cost of health insurance premiums and retirement system contribution rates. Shown below is a summary of the proposed tuition rates by program.

NASSAU BOCES CAREER AND TECHNICAL EDUCATION PROPOSED TUITION RATES 2026/27

Program	2025/26 Original Budget	2026/27 Proposed Budget	Net Change	Percent Change	Number of Students *
Barry Tech/GC Tech & LIHSA					
Regular	\$ 15,693	\$ 16,305	\$ 612	3.9%	1,565
Regular - discounted	\$ 7,581	\$ 7,877	\$ 296	3.9%	5
Intensive Skills	\$ 27,576	\$ 28,651	\$ 1,075	3.9%	325
Intensive Skills - discounted	\$ 11,556	\$ 12,007	\$ 451	3.9%	20

*THE NUMBER OF STUDENTS IN THE REGULAR PROGRAM INCLUDES STUDENTS FROM SUFFOLK COUNTY THAT ARE EXCLUDED FROM THE 3-YEAR AVERAGE ENROLLMENT.

In-District					Number of Classes
First Year Class - Includes Supplies and Equipment to set up the class	\$ 161,160	\$ 167,445	\$ 6,285	3.9%	3
Continuing Programs - Year 2 and beyond	\$ 150,246	\$ 156,106	\$ 5,860	3.9%	19
Culinary Only - Covers the cost of consumable supplies	\$ 172,074	\$ 178,785	\$ 6,711	3.9%	0



NASSAU BOCES PROPOSED TUITION AND RELATED SERVICE RATES SPECIAL EDUCATION 2026/27

Tuition Programs	2025/26 Original Rate	2026/27 Proposed Rate	Net Change	Percent Change
Level One - 9:1:2				
Iris Wolfson High School	\$80,141	\$83,908	\$3,767	4.7%
Career Preparatory High School	\$80,141	\$83,908	\$3,767	4.7%
Carman Road	\$80,141	\$83,908	\$3,767	4.7%
Center for Community Adjustment (CCA)	\$80,141	\$83,908	\$3,767	4.7%
The Rise School (Previously Jerusalem Avenue)	\$80,141	\$83,908	\$3,767	4.7%
Rosemary Kennedy School	\$80,141	\$83,908	\$3,767	4.7%
Robert Williams School	\$80,141	\$83,908	\$3,767	4.7%
Seaman Neck	\$80,141	\$83,908	\$3,767	4.7%
Level Two - 6:1:1				
Center for Community Adjustment (CCA)	\$80,164	\$83,932	\$3,768	4.7%
Robert Williams School TSP	\$80,164	\$83,932	\$3,768	4.7%
The Rise School (Previously Jerusalem Avenue)	\$80,164	\$83,932	\$3,768	4.7%
Seaman Neck	\$80,164	\$83,932	\$3,768	4.7%
Level Three - Mental Health				
CCA - 6:1:1 Net	\$100,383	\$105,302	\$4,919	4.9%
CCA - 12:1:2 Net	\$100,383	\$105,302	\$4,919	4.9%
Robert Williams School ISP - (6:1:1)	\$100,383	\$105,302	\$4,919	4.9%
Robert Williams School ISP - (9:1:2)	\$100,383	\$105,302	\$4,919	4.9%
The Rise School ISP (Previously Jerusalem Avenue)	\$100,383	\$105,302	\$4,919	4.9%
Level Four - 6:1:2				
Career Preparatory High School	\$97,816	\$102,609	\$4,793	4.9%
Carman Road School	\$97,816	\$102,609	\$4,793	4.9%
Children's Readiness Center (CRC)	\$97,816	\$102,609	\$4,793	4.9%
Rosemary Kennedy School (RKS)	\$97,816	\$102,609	\$4,793	4.9%
The Bridge Learning Center (Previously Willet Avenue)	\$97,816	\$102,609	\$4,793	4.9%
Level Five - District-Based Programs				
The Rise School at Northern Parkway School (6:1:2)	\$94,370	\$98,900	\$4,530	4.8%
The Rise School at Northern Parkway School (9:1:2)	\$94,370	\$98,900	\$4,530	4.8%
RKS at Island Trees Middle School	\$94,370	\$98,900	\$4,530	4.8%
RKS at West Hempstead Secondary School	\$94,370	\$98,900	\$4,530	4.8%
RKS at Woodward Elementary School	\$94,370	\$98,900	\$4,530	4.8%
Level Six - 12:1:2				
Center for Community Adjustment (CCA)	\$73,854	\$77,473	\$3,619	4.9%
Special Education Full-Day Students Attending CTE Program - Discounted Tuition				
Level One	\$76,134	\$79,713	\$3,579	4.7%
Level Two	\$76,156	\$79,735	\$3,579	4.7%
Level Three	\$95,364	\$100,037	\$4,673	4.9%
Level Four	\$92,925	\$97,479	\$4,554	4.9%
Level Five	\$89,652	\$93,955	\$4,303	4.8%
Level Six	\$70,161	\$73,599	\$3,438	4.9%
Other Programs				
Career Prep - Half-Day CTE Program (12:1:2)	\$36,927	\$38,737	\$1,810	4.9%
Career Prep - RSIP CTE Program	\$36,927	\$38,737	\$1,810	4.9%
Iris Wolfson Half-Day Program	\$36,927	\$38,737	\$1,810	4.9%
Individualized Learning Academy / PACE	\$42,697	\$43,978	\$1,281	3.0%
Related Services				
Itinerant Rate (In-House and Drive-To) Per Year	\$12,388	\$12,945	\$557	4.5%
Related Service (OT/PT, Psych.) Per Service	\$115.03	\$120.21	\$5.18	4.5%
Related Service Per Year	\$4,601	\$4,808	\$207	4.5%
Related Service (Speech) Per Service	\$117.99	\$123.30	\$5.31	4.5%
Related Service Per Year	\$4,719	\$4,931	\$212	4.5%
1:1 Full-Time Teacher Aide Per Year	\$61,122	\$63,872	\$2,750	4.5%

SPECIAL EDUCATION

The Special Education Department offers a wide range of programs and services for students ages 5 to 22 with moderate to severe disabilities. Services are provided through center-based programs in ten Nassau County buildings, district-based classrooms in five local districts, and itinerant support for students who are deaf/hard of hearing or blind/visually impaired. Certified professionals, including teachers, teacher assistants, social workers and psychologists, work alongside support staff to address diverse student needs.

To meet growing demand, especially for the skills-based 6:1:2 programs, the Department is expanding instructional spaces. In 2026/27, the Jerusalem Avenue program will relocate to The Rise School in Massapequa, allowing two classes to be added. The Willet Avenue program will then move into the former Jerusalem Avenue location, accommodating nine additional 6:1:2 classes and reducing waitlists. This program will be called The Bridge Learning Center. This strategic relocation increases capacity, consolidates sites for better supervision, enhances collaboration and ensures continuity of services with minimal disruption. These changes optimize resources, improve equity and further the Department's commitment to excellence.

Supporting NYSED's Graduation Pathways and NY Inspires vision, the Department provides career-focused, real-world learning opportunities. Students may pursue a High School Diploma and a Career Development and Occupational Studies (CDOS) credential through programs emphasizing work-based learning, career exploration and transition planning. Aligned with New York State's Portrait of a Graduate, these programs foster academic mastery, communication skills, civic engagement, cultural competence and career readiness to support success in postsecondary education, employment and community life. Curricular resources are aligned with NYSED initiatives in literacy, mathematics and science to strengthen essential academic skills.

To enhance instructional quality and access, the Department has launched a technology upgrade initiative, investing in 1:1 devices, classroom technology and tech support. These upgrades support compliance, instructional quality, digital accessibility, and alignment with NYSED Graduation Pathways and Career and Technical Education (CTE) programming. The Department's strong outcomes, including a 95% graduation rate for 2024/25, reflect its commitment to equity and excellence.

Looking ahead to 2026/27, Nassau BOCES will deepen partnerships with higher education, expanding early college and dual-credit opportunities in line with NYSED graduation initiatives. Collaborations with Nassau Community College and the State University of New York (SUNY) at Farmingdale allow students to earn college credits while receiving specialized support. The Department will also expand CTE, Virtual Enterprise, media/research opportunities, and transition services with added staff in Library Media Science, School Counseling and Job Coaching.

Nassau BOCES will continue serving students through age 22, supporting compliance and district needs. Programs like Rosemary Kennedy School's Achieving Community Engagement (ACE) and Career Preparatory High School's half-day CTE offerings, along with Business and Arts Exploration at Iris Wolfson High School and Long Island High School for the Arts, provide authentic transition experiences and career readiness. Collectively, these initiatives align with NYSED's Graduation Pathways, broaden access to college and career programs and strengthen Portrait of a Graduate outcomes. This will help students prepare for adulthood and further their education, employment and community participation.

Tuition rates are differentiated depending on the level of service and class size ratio (student:teacher:aide)

- Level One includes programs with a class size ratio of 9:1:2.
- Level Two is for programs with a class size ratio of 6:1:1.
- Level Three includes programs with a class size ratio of 6:1:1, 9:1:2, 12:1:2, and a mental health component.
 - o The Level Three mental health component includes North Shore Child and Family Guidance Center and Sagamore Children's Psychiatric Center services. The services provided by North Shore Child and Family Guidance cost approximately \$18,990 per student. This is a 6% increase from the 2025/26 school year.
- Level Four is for programs with a class size ratio of 6:1:2.
- Level Five is for district-based classes. These classes are conducted in component district facilities to provide mainstreaming opportunities for students. Nassau BOCES pays the hosting districts a fee for these mainstreaming services.
- Level Six is for the Career Development Occupational Studies (CDOS) program, which has a class size ratio of 12:1:2.
- The increase in the tuition for 2026/27 for Special Education services range from 3.0% to 4.9%.
- The cost of a 1:1 teacher aide for 2026/27 will increase by 4.5%.
- The increases in the charges for itinerant services and all other related services, such as speech, occupational therapy, physical therapy and psychology services will increase by 4.5%.

Nearly 83% of the Special Education Department budget is attributed to salaries and benefits. Based on the class size ratios and related services mandated in student Individualized Education Programs (IEPs), the percentage change in the overall budget and tuition rates includes contractual raises, retirement system costs and health insurance premiums paid by the Agency.

2024/25 ACTUAL EXPENDITURES	2025/26 ORIGINAL BUDGET	2025/26 ADJUSTED BUDGET	2026/27 PROPOSED BUDGET	(Prop - Adj) VARIANCE	%
\$210,595,336	\$227,813,184	\$226,226,826	\$241,934,875	\$15,708,049	6.9%

CAREER AND TECHNICAL EDUCATION (CTE)

The Career and Technical Education (CTE) programs operated by Nassau BOCES provide half-day career-focused instruction for high school students from Nassau and Suffolk Counties through multiple centers and delivery models. Barry Tech, GC Tech, and Long Island High School for the Arts (LIHSA) offer a broad range of technical and arts-based programs while allowing students to remain enrolled in their home districts for the remainder of the school day. LIHSA also benefits from an expanded curriculum and numerous partnerships, including with The Joel Foundation. Beginning in the 2025/26 school year, LIHSA was incorporated into the three-year average billing model with the other CTE centers, simplifying billing and reducing district rates.

Nassau BOCES also delivers CTE instruction directly on district high school campuses through its In-District CTE program. These courses are taught by staff shared with the CTE centers and allows districts to expand access to career and technical instruction locally. In addition, the budget supports a Shared Work-Based Learning (WBL) Teacher program, which assists districts by developing partnerships with local employers and coordinating work-based learning experiences such as internships, career events, advisory boards and industry-based activities.

CTE offerings include both traditional career programs and specialized skills-based programs designed to meet the needs of students requiring additional support. These are all aligned with Career Development and Occupational Studies (CDOS) credential pathways. Many programs are approved by NYSED and provide opportunities for academic credit, industry assessments, credentialing, and college articulations or dual enrollment. To ensure programs remain current and responsive, Nassau BOCES emphasizes curriculum updates, industry and college partnerships, professional development, technology enhancements, and strong pupil personnel services to support students' academic and social-emotional needs.

2024/25 ACTUAL EXPENDITURES	2025/26 ORIGINAL BUDGET	2025/26 ADJUSTED BUDGET	2026/27 PROPOSED BUDGET	(Prop - Adj) VARIANCE	%
\$33,575,219	\$36,998,949	\$36,055,883	\$39,378,458	\$3,322,575	9.2%

TWILIGHT ALTERNATIVE HIGH SCHOOLS

The Twilight Alternative High School Programs serve students who have not benefited from a typical high school schedule and who learn more effectively with instruction that begins in the late afternoon and/or in a smaller group setting. These district-based programs are administered by Nassau BOCES and are housed in fifteen school districts throughout the county: Baldwin, Bellmore-Merrick, East Rockaway, Freeport, Glen Cove, Hewlett-Woodmere, Hicksville, Long Beach, Massapequa, Plainview-Old Bethpage, Port Washington, Rockville Centre, Uniondale, Valley Stream Central and Wantagh.

Districts are charged for the actual staff costs plus an administrative fee for program management. In the current school year, approximately 250 part-time hourly teachers and other staff members serve approximately 660 students in this program.

2024/25 ACTUAL EXPENDITURES	2025/26 ORIGINAL BUDGET	2025/26 ADJUSTED BUDGET	2026/27 PROPOSED BUDGET	(Prop - Adj) VARIANCE	%
\$5,445,705	\$6,225,427	\$6,054,066	\$6,348,757	\$294,691	4.9%

GENERAL EDUCATION SERVICES

The programs below enhance educational opportunities and support student learning across disciplines.

- **Arts in Education** integrates the arts into school curricula aligned with New York State Learning Standards. Program offerings include music, dance, drama, writing, and visual and media arts. Partnerships include Orchestra Long Island, the Nassau County Museum of Art, the Tilles Center School Partnership Program, and the Art League of Long Island. The service also provides curriculum support, instructional materials, and professional development for educators.
- **Instructional Musical Instrument Service** supplies and maintains musical instruments for districts and offers professional development for music programs.
- **Exploratory Enrichment** extends classroom learning through virtual and in-person experiences in math, science, social studies, technology, career development and character education. Programs also address New York's Dignity for All Students Act (DASA) mental health instruction requirements



through anti-bullying and wellness activities.

- **Outdoor and Environmental Education** provides hands-on learning experiences at the Brookville Outdoor and Environmental Education Center and other regional sites such as Sagamore Hill National Park, Caumsett State Historic Park and Preserve, and the Sunken Forest National Park at Fire Island. Program offerings include ecology, colonial life and STEAM-focused lessons; shipboard marine biology; district programs (EarthBalloon, Starlab, Giant LI Map); and science-based overnight and summer programs. Teacher professional development is also offered.
- **Language Programs and Assessment Services (LPAS)** supports English Language Learners in Nassau BOCES Special Education programs through instruction, assessments and translation/interpreter services in more than 40 languages.
- **Foreign Language (Japanese)** offers Japanese language instruction to participating districts.

2024/25 ACTUAL EXPENDITURES	2025/26 ORIGINAL BUDGET	2025/26 ADJUSTED BUDGET	2026/27 PROPOSED BUDGET	(Prop - Adj) VARIANCE	%
\$12,398,618	\$12,451,738	\$13,561,389	\$14,295,550	\$734,161	5.4%

OTHER REGIONAL PROGRAMS AND SERVICES

This budget supports the operation of two programs provided by the Department of Regional Schools and Instructional Programs (RSIP).

Regional Summer School (RSS) coordinates and administers programs for school districts that house their summer school populations at a common site. The courses offered at any particular site are determined by the participating school districts in collaboration with Nassau BOCES, and may include remedial secondary courses, online courses and short-term academic or exploratory enrichment subjects at the elementary and secondary level. The RSS program enables students to enrich their education through additional courses, make up courses that they failed or were unable to complete during the school year, or improve their competencies in basic skills. The program provides the administration of Regents exams in accordance with the New York State Commissioner of Education’s regulations. The program served more than 22,000 students from 32 districts with a variety of educational opportunities. For example, all secondary programs provided credit recovery for students who failed courses during the school year.



Parent-Child Home Program/Staff Development serves approximately 50 families in 2 districts from the general fund and 50 families in 7 districts from the Office of Children and Family Services’ Hoyt ParentChild+ grant. The program provides home visits, training, and support services to family childcare centers to support literacy curriculum in the communities served.

2024/25 ACTUAL EXPENDITURES	2025/26 ORIGINAL BUDGET	2025/26 ADJUSTED BUDGET	2026/27 PROPOSED BUDGET	(Prop - Adj) VARIANCE	%
\$10,700,414	\$11,023,229	\$11,022,898	\$11,384,448	\$361,550	3.3%

COOPERATIVE BIDDING

The Cooperative Bidding program offers Nassau County school districts access to bid contracts covering a broad range of products and services. The school districts find the program attractive because it produces far more bid contracts each year than could be produced by any one individual district. The purchasing power of the combined districts helps us to obtain favorable pricing. There are 48 Nassau County component school districts, 9 non-Nassau County school districts, 9 municipalities (towns and villages) and 2 other BOCES participating in 69 cooperative bid contracts. In addition, the program offers districts a Nonpublic and Special Education Transportation bid, as well as three Special Education RFPs (Request for Proposals) that provide districts access to Academic Tutoring, Skilled Nurse Staffing and Related Educational Services. This program includes an RWADA (Resident Weighted Average Daily Attendance) based subscription fee offered to participants, which allows them to utilize all 69 bids for a set price. There are 46 districts that have signed on to the RWADA subscription fee. The remaining participants are paying a fee of \$525 per bid, and \$1,500 each for the Computer, Hardware, Software, Supplies & Parts Bid.

2024/25 ACTUAL EXPENDITURES	2025/26 ORIGINAL BUDGET	2025/26 ADJUSTED BUDGET	2026/27 PROPOSED BUDGET	(Prop - Adj) VARIANCE	%
\$423,650	\$464,128	\$461,189	\$487,558	\$26,369	5.7%

CURRICULUM AND INSTRUCTION

The Curriculum and Instruction program delivers targeted professional development and curriculum support to all participating districts, helping to boost student achievement in alignment with New York Inspires Frameworks and Learning Standards. Services include administrative office support focused on productivity tools, in-district coaching for non-instructional staff, and a variety of regional workshops led by the Center for Professional Development. The program also offers specialized support through the Curriculum Specialist Team, Building Local Capacity (BLC) initiatives, Reading Recovery and Leveled Literacy Intervention, ParentEDU classes, and a Physical Education Consortium for health and physical education professional development.

In addition, state-mandated certification trainings are provided to meet New York State Education Department requirements, covering topics such as child abuse identification, school violence prevention, the Dignity for All Students Act (DASA) and certification for the needs of students with autism. The Nassau BOCES Regional Social Studies Curriculum, developed collaboratively by educators throughout Long Island, ensures alignment with both the New York State Social Studies Framework and English Language Arts standards, supporting a comprehensive learning experience. The School/Curriculum Improvement Service further aids schools and districts identified for accountability support, promoting continuous improvement in instruction, standards and curriculum practices.

The program also encompasses the ACCESS Service, which offers resources and training to support the academic success and well-being of all students, including general education, special education, English Language Learners and gifted students. These offerings are aligned with the New York State Portrait of a Graduate and incorporate culturally responsive practices and professional standards.

Science Kit Programs, such as BOCES 4 Science, Oneida-Herkimer-Madison (OHM) BOCES, and Putnam/Northern Westchester (PNW) BOCES Science 21, provide K-8 students with hands-on, inquiry-based experiences fully aligned with New York State Science Learning Standards, ensuring engagement in scientific practices and sense-making across disciplines.

2024/25 ACTUAL EXPENDITURES	2025/26 ORIGINAL BUDGET	2025/26 ADJUSTED BUDGET	2026/27 PROPOSED BUDGET	(Prop - Adj) VARIANCE	%
\$6,138,147	\$8,933,597	\$7,930,725	\$8,223,343	\$292,618	3.7%

FOOD SERVICES

The Nassau BOCES Food Services program provides approximately 2,500 meals each day to students attending 13 Nassau BOCES Special Education programs. Meals are prepared centrally at the Rosemary Kennedy Center, with strict adherence to U.S. Department of Agriculture (USDA) Nutrition Standards and transported to Nassau BOCES schools throughout the county. Many meals are prepared following special dietary requirements including dietary modifications (calorie, fat and cholesterol content), food consistency modifications (pureed, soft regular, mechanically soft and chopped) and modifications for religious beliefs.

As a participant in the Community Eligibility Provision (CEP), in 2023/24, 2024/25 and 2025/26, a New York State subsidy will assure that 100% of meals served qualify for the Federally assisted free breakfast and lunch reimbursement rates. The application for CEP participation for 2026/27 through 2028/29 is due in Spring 2026. Eligibility determinations are expected around that time.

The Food Services program also provides catering services to Nassau BOCES departments for conferences, workshops, professional development sessions and other events, as well as providing bag lunches for field trips and for Hofstra Summer Camp programs held at Nassau BOCES locations. Additionally, the Food Services program plays an important role in the Nassau BOCES Wellness Committee, assisting in the writing of policies and developing meeting topics.

2024/25 ACTUAL EXPENDITURES	2025/26 ORIGINAL BUDGET	2025/26 ADJUSTED BUDGET	2026/27 PROPOSED BUDGET	(Prop - Adj) VARIANCE	%
\$2,510,907	\$2,574,281	\$2,524,942	\$2,624,389	\$99,447	3.9%

HEALTH AND ALLIED SERVICES

The Health and Allied Services cluster includes the following programs:

Attendance Supervisor Service: Conducts student residency and truancy investigations.

Community School Resources: Provides districts with mental health support services, including mental health services directly to districts, membership to the Nassau BOCES Mental Health Consortium, curriculum materials, and professional development workshops in a variety of social science, neuroscience and school climate topics.

Health and Welfare: Provides nurses, psychologists, social workers, speech and occupational/physical therapists, and physicians to nonpublic schools, whose students reside in over 100 public school districts and New York City. This program also provides nursing and physician services to the Nassau BOCES Special Education and Regional Schools and Instructional Programs departments. Hepatitis B vaccines and automated external defibrillator (AED) training, as well as CPR and Basic Life Support (BLS) training are also provided through this service.

Health Services Management: Supports districts in managing school health offices, ensuring compliance with New York State Education Department (NYSED) and public health guidelines, and offering professional learning for nurses.

Medical Director Service: Assists districts in complying with NYSED requirements by providing school physician and nursing support for policy, physicals, medical clearances and compliance oversight.

School Counselor Support Service: Provides itinerant school counselors to expand access for secondary and elementary students in compliance with Commissioner’s Regulations 100.2(i).

2024/25 ACTUAL EXPENDITURES	2025/26 ORIGINAL BUDGET	2025/26 ADJUSTED BUDGET	2026/27 PROPOSED BUDGET	(Prop - Adj) VARIANCE	%
\$16,569,080	\$19,693,458	\$19,243,175	\$20,392,073	\$ 1,148,898	6.0%

HEALTH AND SAFETY TRAINING

The Health and Safety Training and Information Service assists all 56 Nassau County School Districts in complying with federal, state, and local health and safety regulations through staff training, program planning, and management assistance. Participants also receive free access to cooperative bids for Health & Safety Supplies and Hazardous Waste Disposal. Staff training is provided on emergency preparedness and response, violence prevention, chemical safety, air quality, and other topics. The service acts as a liaison between districts and regulatory agencies, provides mandated written safety plans, and offers two separate websites for compliance assistance on emergency preparedness and Occupational Safety and Health Administration related issues.

The In-District Health and Safety Manager Program responds to a growing need for in-district Health and Safety Specialists. This program has become particularly valuable during a time when schools are trying to improve their safety and security efforts due to increased violence nationwide. Safety Managers work in-district from one to four days per week and provide more intensive assistance with health and safety-related issues. Twenty-eight school districts are now receiving in-district health and safety services.

2024/25 ACTUAL EXPENDITURES	2025/26 ORIGINAL BUDGET	2025/26 ADJUSTED BUDGET	2026/27 PROPOSED BUDGET	(Prop - Adj) VARIANCE	%
\$1,285,016	\$1,558,873	\$1,293,241	\$1,600,348	\$307,107	23.7%

INTERSCHOLASTIC ATHLETICS

The Interscholastic Athletics program provides comprehensive services in support of secondary interscholastic athletic competitions in Nassau County. This includes:

- the assignment and payment of approximately 3,500 game officials
- scheduling of over 40,000 interscholastic athletic competitions involving over 3,350 teams and 71,500 student athletes
- coordination of sectional, regional and state championship contests - including arrangement of transportation and lodging
- maintenance of a centralized database on athletic competition revenues and expenses
- interpretation of the rules and regulations of the New York State Public High School Athletic Association Interscholastic Athletics Program
- evaluation of game officials
- provision of in-service training in first aid and cardiopulmonary resuscitation for all coaching and support personnel in participating school districts
- approval and issuance of temporary coaching licenses
- serving as a general resource on all matters relating to secondary interscholastic athletic competitions

2024/25 ACTUAL EXPENDITURES	2025/26 ORIGINAL BUDGET	2025/26 ADJUSTED BUDGET	2026/27 PROPOSED BUDGET	(Prop - Adj) VARIANCE	%
\$5,287,780	\$5,561,366	\$5,605,309	\$5,930,687	\$325,378	5.8%

REGIONAL PERSONNEL SERVICES

The Regional Personnel Services group of CoSer’s, supervised by the Nassau BOCES Human Resources Department, provides a range of employee-related services for districts. The services include:

The Regional Certification Office which operates with delegated authority from the State Education Department. This office evaluates candidate qualifications and recommends issuance of educational certificates to professional staff and potential employees. Participating school

districts receive prompt responses to inquiries concerning eligibility for certification. The office disseminates timely and important information about changes in certification requirements to school districts.

Regional Teacher Recruitment provides two distinct services to participating districts:

- *The Regional Advertisement Service* helps districts realize considerable savings on advertising costs using discounted contract rates. Nassau BOCES oversees the design and placement of advertisements in newspapers, journals and on the Nassau BOCES website.
- *The Recruitment Service* provides individualized planning and year-round services, culminating in a spring employment fair to expand the range of candidates for participating districts.

The Employee Assistance Program (EAP), which provides 24-hour confidential counseling as well as other resources and programs including family issues, financial matters, dependent care issues and substance abuse resources. Management consultation and training are available for administrative personnel.

District Substitute Employee Management, which provides an online web-based and telephone call-in system that allows districts to fill their substitute needs quickly and effectively. It allows employees to telephone in or go online and place absences into a computer system 24 hours a day. Upon recording the absence, the system locates a substitute from a database and contacts the substitute to extend the job offer. Substitutes can also access the system or do a job search online at any time.

2024/25 ACTUAL EXPENDITURES	2025/26 ORIGINAL BUDGET	2025/26 ADJUSTED BUDGET	2026/27 PROPOSED BUDGET	(Prop - Adj) VARIANCE	%
\$980,110	\$1,436,915	\$1,499,235	\$1,593,953	\$94,718	6.3%



TECHNOLOGY SERVICES

Technology Services integrates all Administrative and Instructional Technology budgets, serving 56 component school districts with a comprehensive suite of solutions. **Administrative Technology Services (ATS)** provides expert support in network design, hosting, communications, cybersecurity and district-specific technology needs. Data and Management Services, formerly Student Support Services, offers data privacy, warehousing, diagnostics, state test scoring, student information systems and vendor applications.

Distance Learning delivers robust online platforms, including asynchronous courses, professional development and videoconferencing for educational enrichment. District Graphic Arts and Printing operates as a full-service print shop, while District Telecommunications manages major projects, countywide fiber networks and telecommunication services, ensuring competitive pricing and secure network access.

Educational Communications handles off-warranty hardware troubleshooting, print management and cabling services. Facilities Management Support Services supplies cloud-based operations software for energy management/event tracking, work order management, facility maintenance and technology management. Financial Management Services supports districts with capital project software, analytics, HR systems and financial management tools.

Guidance Technology Support (GTS) enhances instruction and career planning through platforms like Naviance and SchoolLinks. Instructional Technology (Learning Technology Project Planning [LTTP]) improves teaching environments via instructional technology design and support, project management, and ongoing professional development. Library Automation and Resources Sharing Service (LARSS) provides automation and access to countywide library databases.

Model Schools trains teachers in instructional technologies aligned with state standards. Nassau Association of School Technologists (NASTECH) offers professional development for technology leaders. Records Management and Document Retention ensures secure, searchable and compliant digital storage.

Finally, **School Public Relations** supports districts with outreach, crisis management, and professional development in communications. These services are tailored to meet the evolving needs of school districts, supporting educational excellence and operational efficiency.

2024/25 ACTUAL EXPENDITURES	2025/26 ORIGINAL BUDGET	2025/26 ADJUSTED BUDGET	2026/27 PROPOSED BUDGET	(Prop - Adj) VARIANCE	%
\$154,296,235	\$145,798,321	\$150,975,271	\$151,469,944	\$494,673	0.3%

TRANSPORTATION SERVICES

The Nassau BOCES Transportation Department currently provides services to approximately 1,026 students from 39 component districts (802 children with special needs, 35 students to the Long Island High School for the Arts, and 189 students to the Career and Technical Education program). Transportation services are provided to students using buses owned by Nassau BOCES and independent contractors. The Transportation Department coordinates the bus routes, monitors route efficiency, researches and solves problems on bus routes and provides guidance on loading and unloading patterns at the schools.

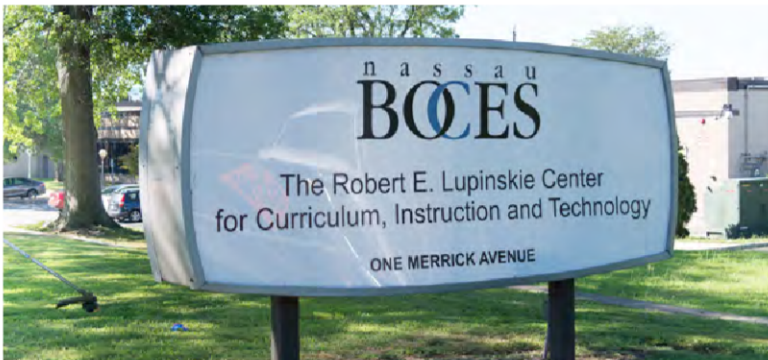
The Transportation Department also provides services to the Nassau BOCES Special Education Extended-Year Program in the summer, field trips for the Outdoor and Environmental Education program and coach buses for district trips.

Component district requests often include the services of a Bus Aide or private Nurse for students being transported to Nassau BOCES programs. Bus Aides are provided directly by Nassau BOCES or through a third-party contractor. The Bus Aides provided by Nassau BOCES are employed as Teacher Aides or Teacher Assistants during the school day and work as Bus Aides as an additional assignment. Some of the Nassau BOCES-owned buses are driven by Teacher Aides as an additional assignment.

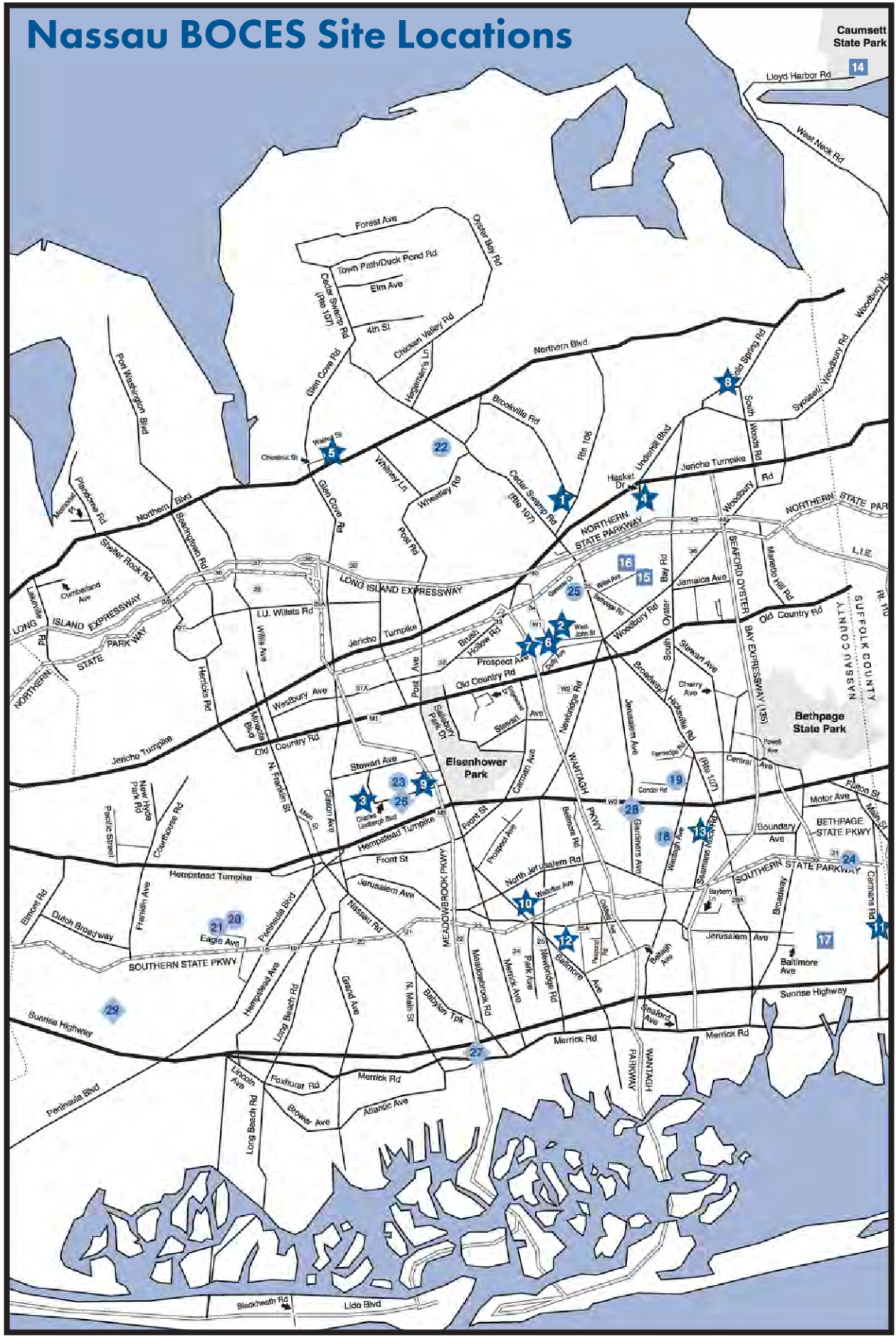
The Nassau BOCES bus fleet, certified by the New York State Department of Transportation (NYSDOT), is currently comprised of 56 vehicles. The Transportation Department provides motor vehicle repair and maintenance services for all Nassau BOCES buses and non-DOT vehicles, which include trucks, groundskeeping equipment, vans and automobiles. In addition, non-BOCES vehicles that are used for long distance travel are inspected at the Transportation facility at Hasket Drive, prior to departure. The replacement cycle for buses is approximately 15 years or 140,000 miles. The maintenance record of each vehicle is reviewed prior to any recommendation of replacement.

2024/25 ACTUAL EXPENDITURES	2025/26 ORIGINAL BUDGET	2025/26 ADJUSTED BUDGET	2026/27 PROPOSED BUDGET	(Prop - Adj) VARIANCE	%
\$20,172,287	\$22,526,645	\$21,583,671	\$23,840,230	\$2,256,559	10.5%






Nassau BOCES Site Locations



MAP DIRECTORY

- ★ 1 Brookville Environmental Education Center
- ★ 2 Career Preparatory High School
- ★ 3 George Farber Administrative Center
- ★ 4 Hasket Drive Complex
- ★ 5 Iris Wolfson High School
- ★ 6 Joseph M. Barry Career & Technical Education Center
- ★ 7 Adult CTE Programs at Barry Tech
- ★ 8 Long Island High School for the Arts
- ★ 9 Robert E. Lupinskie Center for Curriculum, Instruction and Technology
- ★ 10 Rosemary Kennedy Center
- ★ 11 Carman Road School
- ★ 12 Jerusalem Avenue Elementary School
(future location of The Bridge Learning Center)
- ★ 13 Seaman Neck Middle School
- 14 Outdoor Education Center at the Masters
Garage at Caumsett State Historic Park
- 15 Willet Avenue School
- 16 Robert Williams School
- 17 Hawthorn Elementary School
(future location of The Rise School)
- 18 GC Tech at Levittown Memorial Education Center
- 19 Island Trees Middle School
- 20 West Hempstead Secondary School
- 21 Northern Parkway School
- 22 North Shore Equestrian Center at LIU
- 23 Children's Readiness Center at ENDO
- 24 Woodward Parkway School
- 25 Burns Avenue Elementary School
- 26 Adult Learning Center at ENDO
- 27 Adult Learning Center at J.W. Dodd Middle School, Freeport
- 28 Adult Learning Center at St. Bernard School
- 29 Adult Learning Center at Valley Stream Memorial Middle School





ADMINISTRATION



LARRY J. LEAVEN
*District Superintendent/
Chief Executive Officer*



JOANNA MALAMENT
*Associate Superintendent for
Operations*



SUSAN MCNULTY
*Associate Superintendent for
Educational Services*



ANTHONY N. FIERRO
*Chief Administrator of Facilities
Services and Capital Projects*



DR. SAM GERGIS
*Assistant Superintendent
for Human Resources and
Education Management*



SUSAN MADDI
*Assistant Superintendent for
Business Services*

For More Information, Contact:

Joanna Malament, Associate Superintendent for Operations

(516) 396-2292

jmalament@nasboces.org



Board of Cooperative Educational Services of Nassau County

Deborah Coates, President
Michael Weinick, Vice President
Susan Bergtraum
Lawrence Greenstein
Michael A. Jaime
Martin R. Kaye
Fran N. Langsner
Robert "B.A." Schoen

Ex Officio Student Board Members

Angelina Castro-Boutin, Westbury UFSD
Olivia Lawrence, Massapequa UFSD
Christian Maguire, Port Washington UFSD
Lidia Velasquez, Hempstead UFSD

Administration

Larry J. Leaven, District Superintendent/Chief Executive Officer
Joanna Malament, Associate Superintendent for Operations
Susan McNulty, Associate Superintendent for Educational Services
Anthony N. Fierro, Chief Administrator of Facilities Services and Capital Projects
Dr. Sam Gergis, Assistant Superintendent for Human Resources and Education Management
Susan Maddi, Assistant Superintendent for Business Services

www.nassauboces.org

Non-Discrimination Statement

The Nassau BOCES offers employment and educational opportunities without regard to age, color, creed, disability, familial status, gender, gender expression, gender identity, marital status, military/veteran status, national origin, predisposing genetic characteristics, race, religion (including religious practice and/or expression), sex (including pregnancy, childbirth, or related medical condition), sexual orientation or victim of domestic violence status. In accordance with Federal law, the Nassau BOCES shall provide equal facility access to the Boy Scouts and other designated youth groups. The Nassau BOCES shall not discriminate or take any retaliatory action against an employee with respect to compensation, terms, conditions or privileges of employment because of the employee's or dependent's reproductive health decision-making. Additional information is available by contacting the following individuals: Dr. Sam Gergis, Assistant Superintendent, Human Resources & Education Management, Department of Human Resources at 516-396-2358, sgergis@nasboces.org and/or Mark Raimondi, Assistant Director, Department of Human Resources at 516-396-2347, mraimondi@nasboces.org. For further information, please see Policies 0100 Equal Opportunity and Non-Discrimination; 0110 Sexual Harassment and 0115 Dignity for All Students Act. A complete version of the Non-Discrimination Statement and the Policy Manual are available on the Nassau BOCES website at www.nassauboces.org.