

Glen Cove City School District

Budget Workshop #4
2026–2027 Budget Update

Dr. Doeschner, Superintendent

March 18, 2026



*Building Tomorrow
Today*

Building financial
stability for
generations ahead

March 18, 2026

Tonight's Agenda

01

Financial Context

Foundation Aid history, enrollment trends, levy decisions

02

Fiscal Health Indicators

Moody's Aa2 rating & State Fiscal Stress score

03

Regional Context

How neighboring districts are navigating the same pressures

04

Strategic Budget Reductions

Data-driven decisions to close the gap

05

Status of the 2026-27 Budget

Current gap, appropriations, and revenue

06

State Aid Updates

Foundation Aid and estimated state aid detail

07

Tax Levy Calculation

2026-27 levy limit and proposed levy

08

Capital Outlay Projects

Pre-K, playground, and bathroom upgrades

09

The Road Ahead

Next steps and community partnership

Understanding Our Financial Context

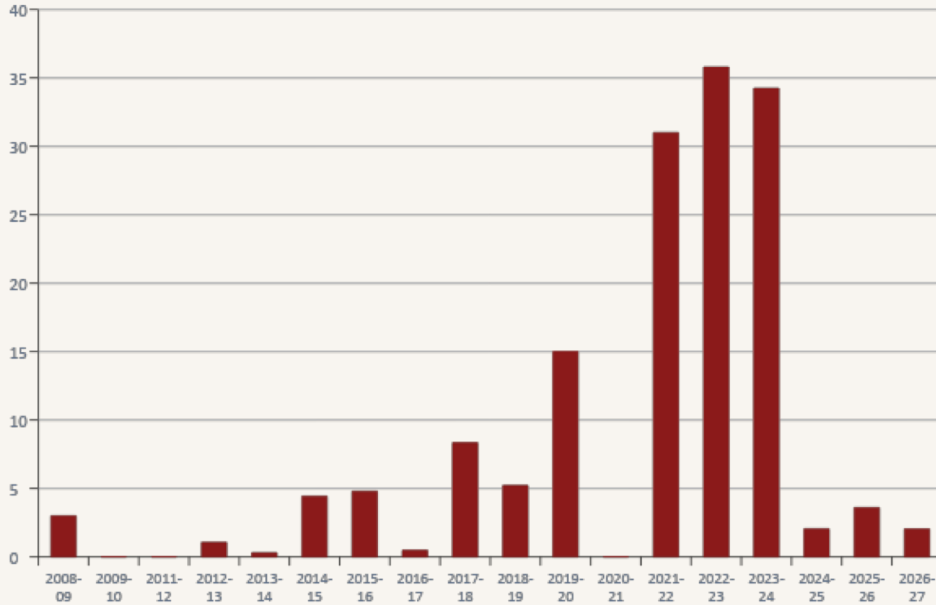
Three converging forces created the gap we are now addressing.

Foundation Aid Normalization

Enrollment Decline

Tax Levy Decisions

Glen Cove Foundation Aid: The Boom and the Cliff



35.79%

Peak growth
2022-23

2.04%

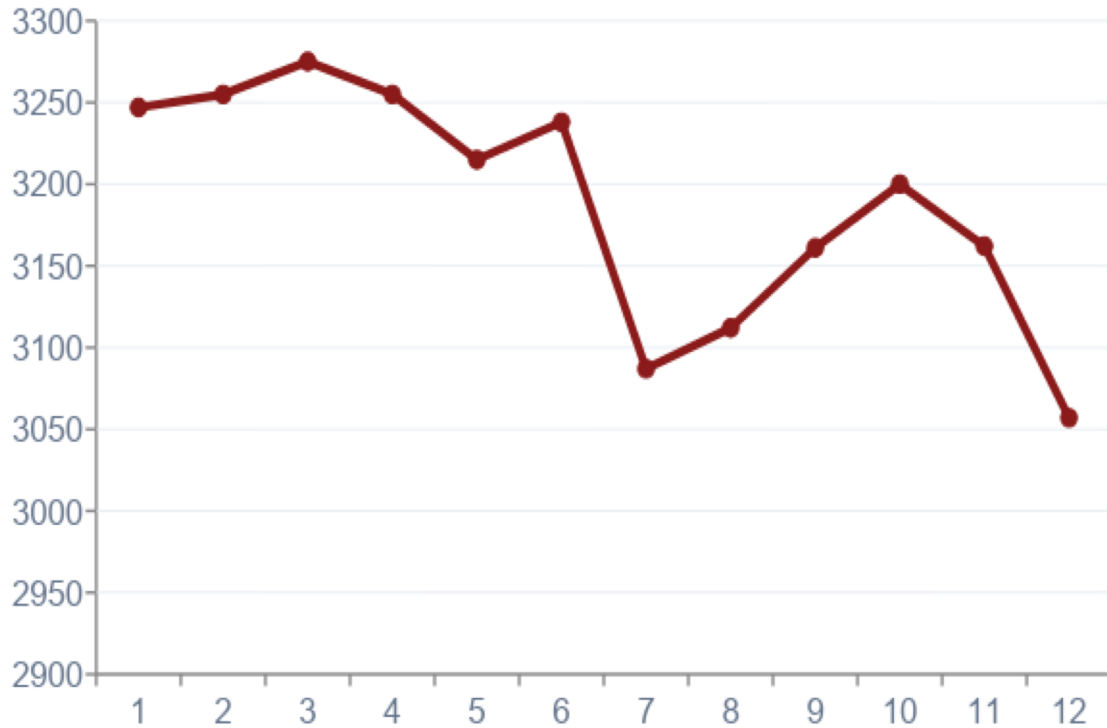
Projected growth
2026-27

\$468K

Foundation Aid
GCCSD increase 2026-27

The district built its cost structure during extraordinary growth years. That growth has now normalized.

Enrollment Decline: A Double Impact on Foundation Aid



The "Double Whammy"

Impact 1

Fewer students = less total Foundation Aid (aid is paid per student)

Impact 2

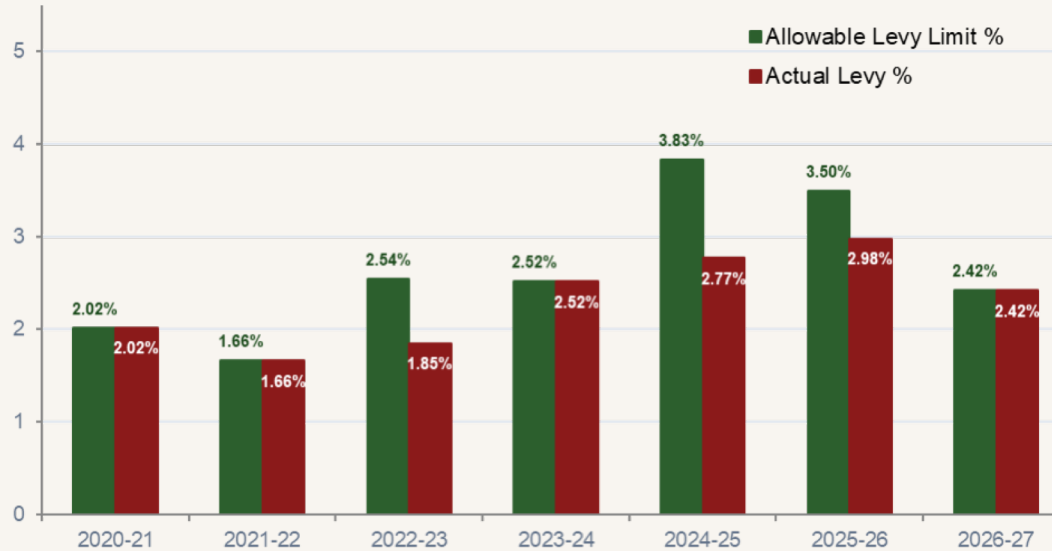
Fewer students = higher apparent district wealth per pupil → lower state aid share

Impact 3

Declining enrollment also signals reduced need for current staffing levels

Enrollment dropped from 3,275 (2016-17) to 3,057 (Feb. 2026) — a loss of 218 students over about ten years

Tax Levy: Good Intentions, Compounding Consequences



Revenue Left on the Table	
2022-23	\$500,000
2024-25	\$800,000
2025-26	\$400,000
Total	\$1,700,000

The Compounding Effect

Not levying to the limit doesn't just reduce current revenue — it permanently lowers the base for all future levy calculations. These were good-faith decisions to protect taxpayers. Combined with enrollment decline and the Foundation Aid cliff, they created a structural gap that now requires strategic action.

Where We Stand: Fiscal Health Indicators

*Two measures. Different lenses.
One clear message: act now from a position of strength.*

Fiscal Health: Two Lenses

Moody's Credit Rating

Aa2

VERY LOW CREDIT RISK

Moody's Long-Term Rating Scale

Aaa — Exceptional

Aa1 — Excellent

Aa2 — Excellent ★ WE ARE HERE

Aa3 — Excellent

A1–A3 — Upper Medium

Baa1–Baa3 — Medium

Ba & below — Speculative

Moody's assesses LONG-TERM financial stability

Where We Stand on the Scale

Net Cash / Operating Revenue

Aaa ≥ 25%

Aa 17.5% – 25%

Glen Cove

A 10% – 17.5%

Baa 5% – 10%

Ba 0% – 5%

B (5)% – 0%

Caa (10)% – (5)%

Ca < (10)%

Fiscal Health: Two Lenses

New York State Comptroller
THOMAS P. DiNAPOLI



Fiscal Stress Monitoring System®

School Districts in Stress Fiscal Years Ending 2025

The Fiscal Stress Monitoring System (FSMS) and resulting fiscal stress designations rely on data (as of 12/31/2025) from ST- 3 reports submitted by school districts.

This list (sorted in order of fiscal stress score) reflects a fiscal year end date of June 30, 2025.

The Fiscal Stress Monitoring System provides:


- An early warning of fiscal stress to local governments and school districts by examining their financial information and aspects of their external environment; and
- Feedback to local leaders, State officials and taxpayers about fiscal stress conditions to help them prioritize the needs of their community, understand trade-offs and follow through with tough decisions.

Fiscal Health: Two Lenses


NYS Districts in Stress

FY 2025 · districts designated by tier

Significant (≥ 65 pts)



Moderate (45–64 pts)



Susceptible (25–44 pts)



Source: NYS OSC Fiscal Stress Monitoring System

Office of State Comptroller NYS Fiscal Stress Score

No Designation 0–24 pts

Susceptible 25–34 pts

Moderate Stress 35–54 pts

Our Score: 20 pts (was 0)

5 points from 'Susceptible' threshold

- Triggered by cash-position indicators only
- Structural indicators (fund balance, borrowing) = 0 pts
- Early warning signal — not a crisis designation

OSC assesses a SPECIFIC POINT IN TIME — cash flow focus

A Regional Challenge — Glen Cove Is Ahead of the Crisis

These financial pressures are systemic across New York State. Many districts are navigating the same forces.

New York State District A

CRISIS

Nine-figure gap

Need of emergency state funding. Reserves nearly exhausted. Leadership cites structural Foundation Aid formula as root cause, not mismanagement.

State intervention sought

New York State District B

CRISIS

Multi-year deficit

Proposing extensive staff cuts, after similar cuts the prior year plus mid-year reductions. Outside auditor hired to review finances.

100+ positions cut over 2 years

New York State District C

STRESS

Multi-million dollar gap

Facing a significant gap on top of last year's shortfall. Citing rising special education and health insurance costs.

Cutting dozens of positions

New York State District D

RECOVERING

Cap pierced last year

Required a 60% supermajority vote after piercing the tax cap last year. Now stabilizing with a lower budget increase than recent years. Significant enrollment decline.

Recovering after cap pierce

New York State District E

MANAGING

Near-balanced

Still working to close a remaining gap as of mid-March. Implementing state comptroller recommendations proactively.

Near-balanced, acting early

GCCSD

Aa2 Moody's
rating maintained

No Designation —
Fiscal Stress score

Phase One reductions
— no teacher layoffs

Acting from
strength, not crisis

The 2026-27 Budget Gap

Gross Budget Gap

\$7.57M

Less: Reserve Funds

(\$2.80M)

Remaining Gap to Close

\$4.77M

History of Reserve Use

Year	Amount Used
2020-21	\$2,390,000
2021-22	\$2,980,419
2022-23	\$1,325,000
2023-24	\$750,000
2024-25	\$1,879,000
2025-26	\$2,600,000
2026-27 (proposed)	\$2,800,000

Reserves are not a solution — they are a bridge. Increased reliance without structural changes is unsustainable.

Strategic Budget Reductions

Data-driven. Student-focused. Protecting what matters most.

Protect core
classroom
teaching first

Use data to
identify low-
impact areas

Minimize staff cuts

Communicate
clearly &
respectfully

2026-27 Strategic Reductions: Phase One

Reduction Area	Rationale	Impact
Summer Academic Program	Funded by Covid relief funds for 3 years, then district funds year 4. Covid-funded programs were temporary by design.	Operational
Admin & Teacher Conferences	Reduced by 50%. Professional learning continues through in-district partnerships and targeted priorities.	Operational
Curriculum Writing	Paused for maintenance-level work. Funding preserved for new course development only.	Operational
Enrollment-Based Section Staffing	Reviewing K–12 enrollment to align class sections and staffing with student demand, while maintaining appropriate class sizes.	Data-Driven
TA & Monitor Reassignment	Reassigning existing staff to minimize costly agency employees. No position eliminations.	Efficiency
Twilight Program	Paused due to data review: 29 enrolled / avg. attendance 5 / only 2 completers. Data does not support continued investment at this scale.	Data-Driven
Supplies & Postage	Reduced based on actual usage data from prior years. Right-sizing to real consumption patterns.	Operational

What We Are Protecting

These reductions were deliberately designed to keep the following intact:

CLASS

Core Classroom Teaching

No reductions to core classroom teachers

ACAD

Academic Programs

AP pathways, special education services fully maintained

ATH

Athletics & Extracurriculars

Student activities that build belonging and engagement preserved

PPS

Student Support Services

Counseling, psychological services, social work fully maintained

ARTS

Arts & Music

Visual and performing arts programs continue

SCI

STREAM & Innovation

Science programs protected in newly renovated HS science labs

Glen Cove City School District

Budget Workshop #4
2026–2027 Budget Update

Ms. Kahan, Assistant Superintendent for Business and Operations

March 18, 2026



*Building Tomorrow
Today*

Building financial
stability for
generations ahead

Overview



01

STATUS OF THE 2026–27 BUDGET

Current gap, appropriations, and revenue

02

STATE AID UPDATES

Foundation Aid and estimated state aid detail

03

TAX LEVY CALCULATION

2026-27 levy limit and proposed levy

04

CAPITAL OUTLAY PROJECTS

Pre-K, playground, and bathroom upgrades

Status of 2026-2027 Budget

As of March 4, 2026



STATUS OF 2026-2027 BUDGET	
Appropriation Budget	\$ 125,881,539
Revenue Budget	\$ 121,114,624
Budget GAP	\$ 4,766,915

Status of 2026-2027 Budget



As of March 18, 2026 — Updated after Phase One reductions

STATUS OF 2026-2027 BUDGET	
Appropriation Budget	\$ 124,694,039
Revenue Budget	\$ 121,114,624
Budget GAP	\$ 3,579,415


Estimated State Aid 2026-2027



ESTIMATED STATE AID	2026-2027 Preliminary Budget	2025-2026 Executive Budget	Increase (Decrease)
FOUNDATION AID	\$ 23,450,099	\$ 22,981,722	\$ 468,377
NYS EXCESS COST AID	\$ 2,087,850	\$ 1,826,093	\$ 261,757
BOCES AID	\$ 1,497,138	\$ 1,261,853	\$ 235,285
TEXTBOOK AID	\$ 202,768	\$ 207,079	\$ (4,311)
COMPUTER SOFTWARE/HARDWARE	\$ 83,804	\$ 87,340	\$ (3,536)
LIBRARY-A/V PROGRAM AID	\$ 23,025	\$ 23,668	\$ (643)
HIGH TAX AID	\$ 317,335	\$ 317,335	\$ -
BUILDING AID	\$ 277,402	\$ 143,149	\$ 134,253
TRANSPORTATION AID	\$ 2,283,417	\$ 2,227,693	\$ 55,724
TOTAL STATE AID	\$ 30,222,838	\$ 29,075,932	\$ 1,146,906
UNIVERSAL PRE-KINDERGARTEN	\$ 727,526	\$ 724,575	

Tax Levy Limit Calculation

Tax Levy Limit Calculation	2026/27
Prior Year Tax Levy	\$ 79,642,176.00
x Tax Base Growth Factor	1.0019
+ PILOTs Receivable 2025-2026	\$ 3,382,194.00
- Capital Tax Levy Exclusion 2025-2026	\$ (2,631,911.00)
x Allowable Levy Growth Factor	1.02
- PILOTs Receivable 2026-2027	\$ (3,296,264.00)
+ Capital Tax Levy Exclusion 2026-2027	\$ 2,708,631.00
Allowable Tax Levy Limit	\$ 81,567,022.00
2026-2027 Proposed Tax Levy Limit	\$ 81,567,022.00
Proposed Tax Levy	2.42%

Capital Outlay Projects:



-  Work completed throughout the year
-  Budgeted annually

The Road Ahead

Tonight's reductions are Phase One. Our work continues.

March 18

Budget Workshop #4 (Tonight)

- ▶ Phase One reductions presented
- ▶ Fiscal health indicators reviewed
- ▶ Capital outlay review
- ▶ Community questions welcomed

March 30

Budget Work Session

- ▶ Additional reductions presented
- ▶ Updated budget status
- ▶ Community questions welcomed

April 15

Final Budget Presentation

- ▶ Complete 2026-27 budget
- ▶ Board adoption
- ▶ Community vote preparation

May 19

Community Budget Vote

- ▶ Annual budget vote
- ▶ Board of Education election
- ▶ Community voice matters

Additional reductions will be presented as the board builds consensus and reviews all available data.

A Community Building the Future Together

These decisions are not easy. They are necessary, and they are made in service of every student in this community.

Questions & Comments:

TKahan@glencoveschools.org

GCBOE_SUPT@glencoveschools.org

Next Meeting: Budget Work Session — March 30, 2026



*Building Tomorrow
Today*

Building financial
stability for
generations ahead