



# SY25-26 School Safety Data Review (Q1 & Q2)

School Board Meeting  
February 19, 2026



# Essential Questions

What do the SY25-26 Q1 and Q2 data show?

How does the data compare to previous school years?

What are next steps in response to the data?

## Data Collection and Reconciliation

### Incident Reporting

- Mandatory notifications sent by School Administrators post-incident
- In line with ***SB Policy CLA***
- Incident reports ***do not*** always equate to a crime being committed
- Reconciled and logged by SSS once received

### Call for Service Report Form

- Form completed by School Administrators when police assistance/support occurs
- In line with ***July 1, 2023, SLEP MOU Extension***
- Reconciled and logged by SSS once received

### Analysis of APD Data

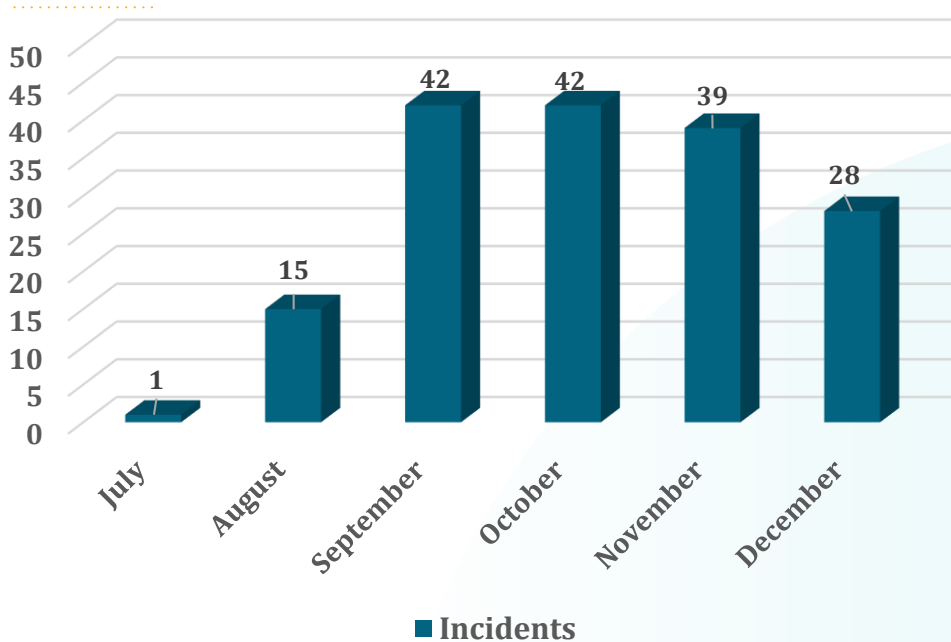
- Calls for Service reviewed and reconciled

### Context

- This data is being shared to ensure continued transparency
- Q1 and Q2 data for SY25-26 covers July 2025 - December 2025
- This presentation reflects data collected by the Office of Safety and Security Services

# Incident Reports by Month, Q1 and Q2

Total Incidents: 167

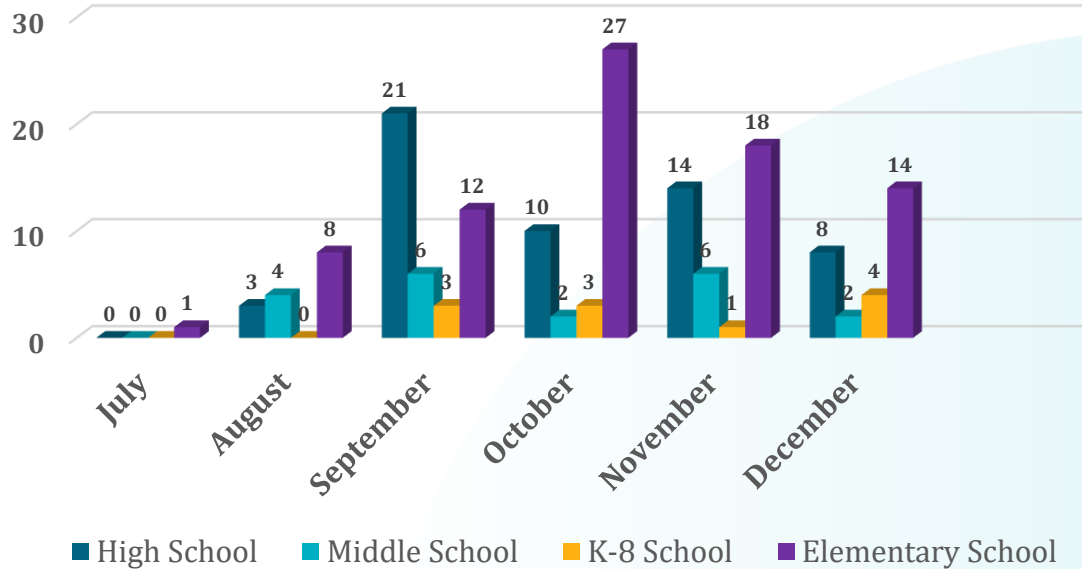


Incident Type	Quantity
Fights/Assaults	42
EMS Assistance (Non-Fight/Assault Related)	43
Other	43
Missing Student Reports	11
Prohibited Items/Materials	4
Threats (Verbal/Cyber/Social Media)	6
Weapons (Including Unfounded)	5
Controlled Substance	9
Suspicious Activity	3
Sexual Assault	0
Theft	1
Sexual Misconduct	0
Vandalism	0



# Incident Reports by School Type, Q1 and Q2

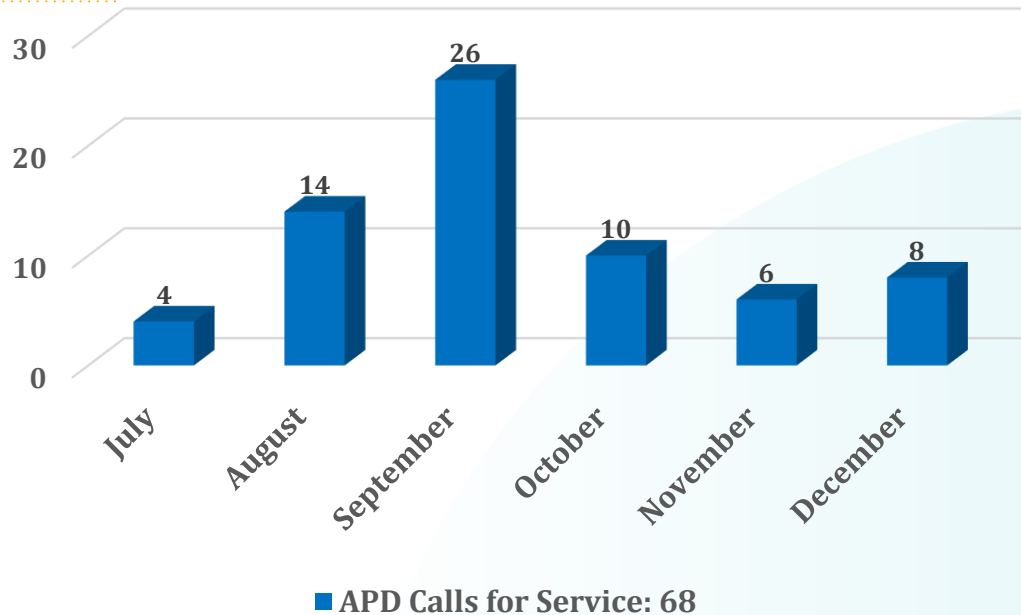
Incident Reports, School Type



School Level	Quantity
Elementary Schools	80
High School (All Campuses)	56
Middle Schools	20
K-8 Schools	11



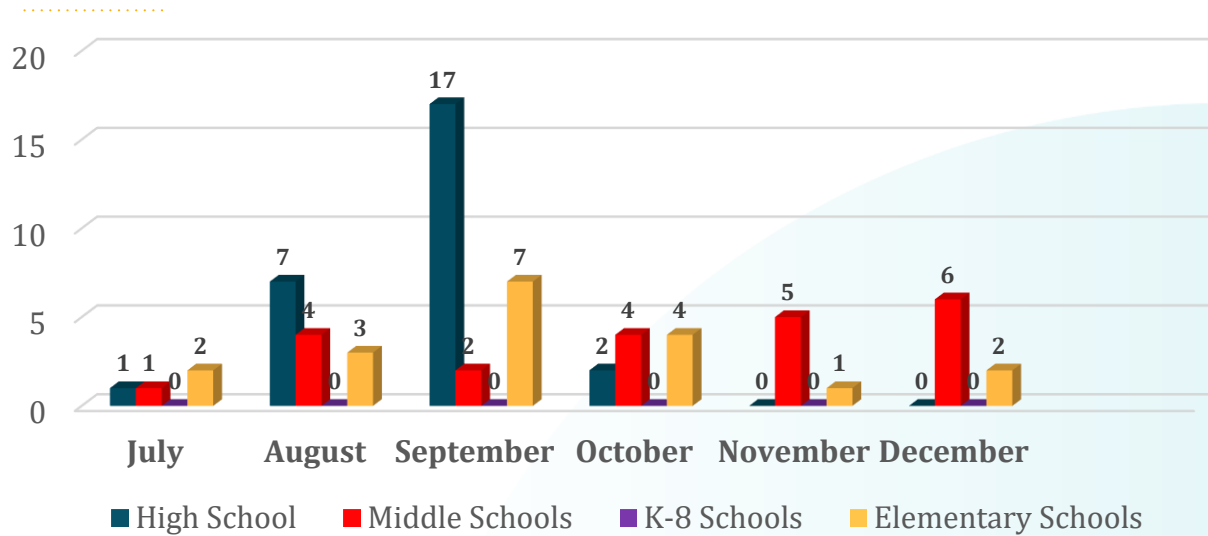
## APD Calls for Service by Month, Q1 and Q2



It is important to note that **APD Calls for Service** are **not** solely in relation to support for incidents that are criminal in nature. Calls for Service include support for suspicious activity occurring on/near campus, assistance with missing student investigations, medical responses, etc.

# APD Calls for Service by School Type, Q1 and Q2

Calls for Service

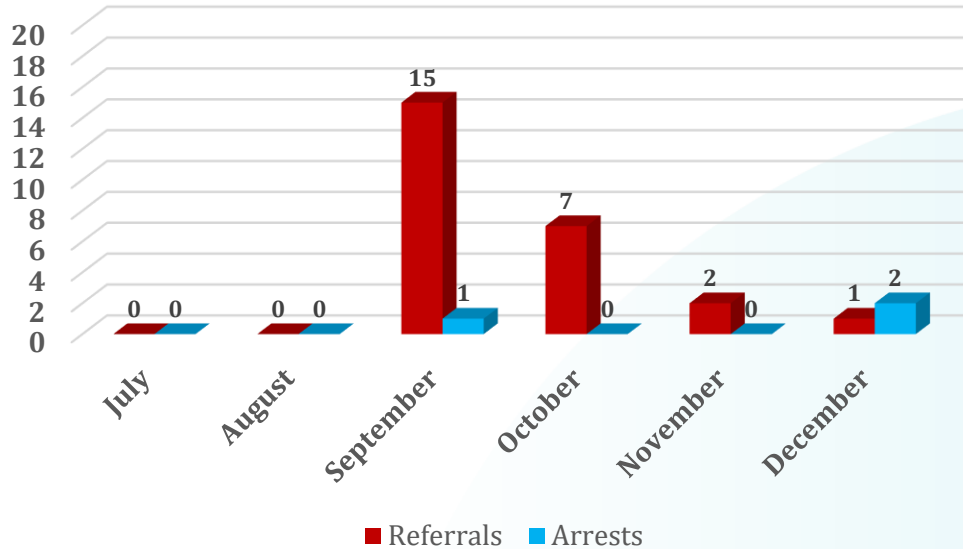


School Level	Quantity
Middle Schools	22
High School (All Campuses)	27
Elementary Schools	19
K-8 Schools	0



# Arrests and Referrals by Month, Q1 and Q2

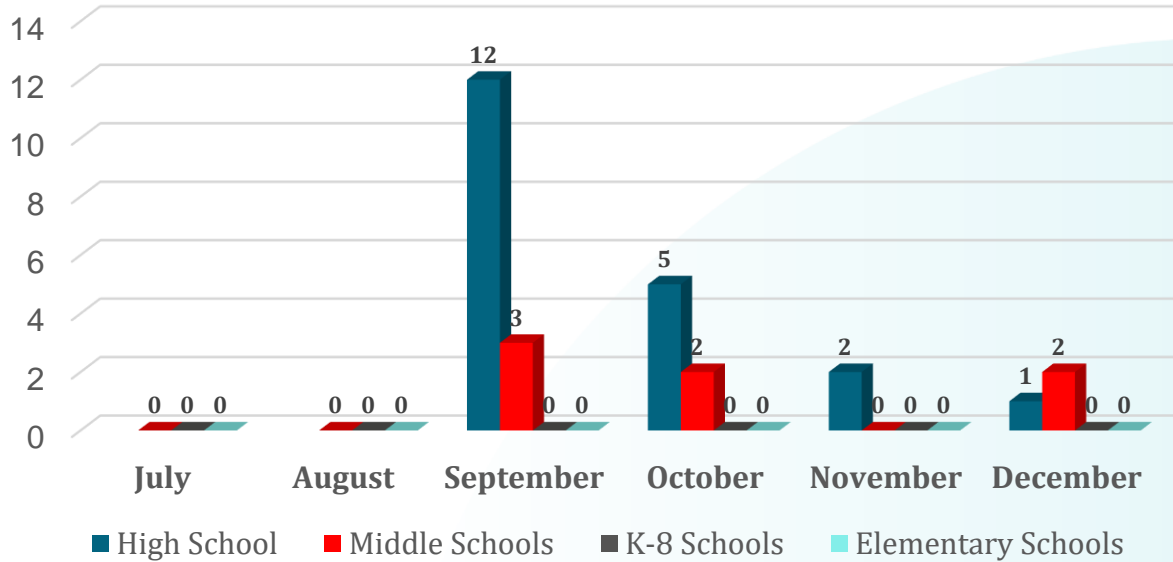
Referrals: 24, Arrests: 3



Arrest/Referral Categories	Quantity	On-Campus Occurrence	Off-Campus Occurrence
Alcohol Possession	2	2	0
Assault & Battery	6	5	1
Controlled Substance	4	4	0
Swatting	1	1	0
Weapon Possession: Knife	2	2	0
Assault by Mob	3	3	0
Drunk in Public	4	4	0
Petty Larceny	2	2	0
Trespassing	2	2	0
Warrant	1	0	1

## Referrals/Arrests by School Type, Q1 and Q2

Referrals/Arrests



Arrest/Referrals By School Type	Quantity
High School (All Campuses)	20
Middle Schools	7
K-8 Schools	0
Elementary Schools	0



## Racial/Ethnic Composition of Arrests/Referrals, Q1 and Q2

### High School Arrests & Referrals (20)

- White Male (Non-Hispanic or Latino) – 2
- White Female (Non-Hispanic or Latino) – 1
- White Male (Hispanic or Latino) – 6
- White Female (Hispanic or Latino) – 1
- Black Male (Non-Hispanic or Latino) – 7
- Black Female (Non-Hispanic or Latino) – 2
- Asian Male (Non-Hispanic or Latino) – 1

### Middle School Referrals (7)

- White Male (Hispanic or Latino) – 2
- White Female (Hispanic or Latino) – 5

### ACPS Student Enrollment Demographics:

- Asian: 6.5%
- Black: 23.4%
- Hispanic: 37.9%
- White: 26.9%
- Native Hawaiian/Pacific Islander: 0.3%
- Native American: 0.2%
- Multi-racial: 4.8%

*In an effort to better define composition of arrests and referrals, the ethnicity categories of “Hispanic or Latino” or “Non-Hispanic or Latino” have been updated and/or added.*

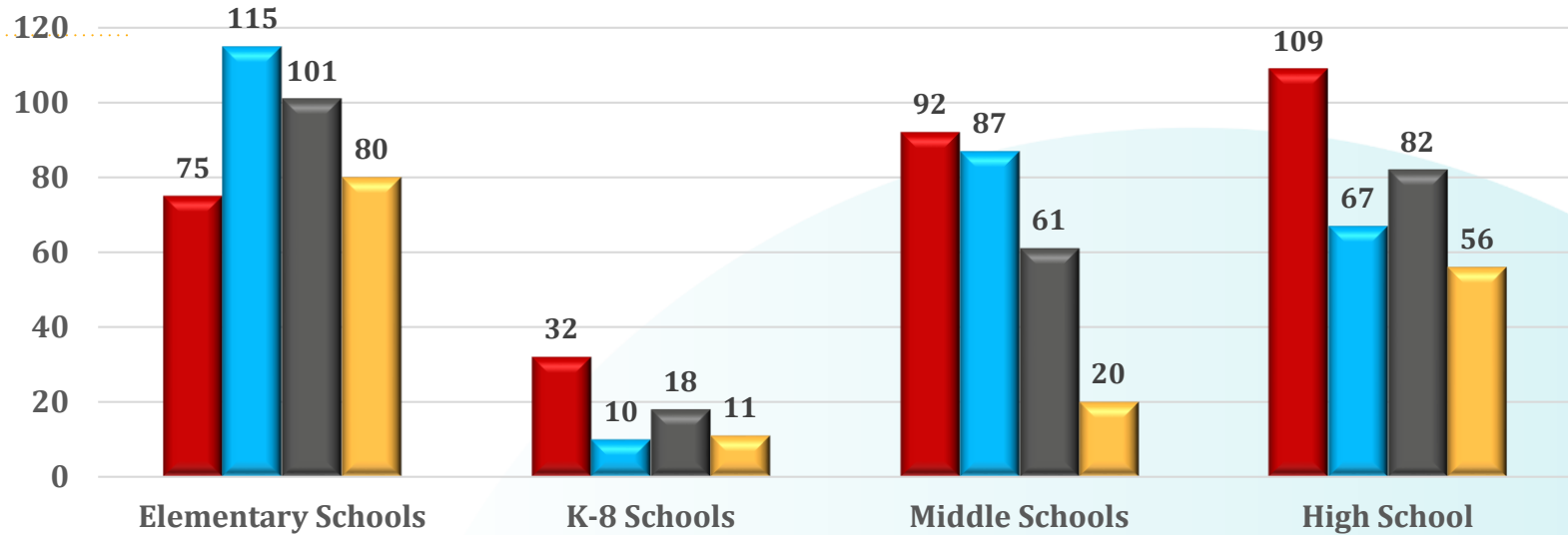
## 2030 Strategic Plan — Nurture. Educate. Inspire.

# Incident Type Semester Comparison

Incident Category	SY23-24 (S2)	SY24-25 (S1)	SY24-25 (S2)	SY25-26 (S1)	Change from Previous Report
Fights/Assaults	69	82	83	42	-41
EMS Assistance (Non-Fight/Assault Related)	66	51	66	43	-23
Weapons	4	7	8	5	-3
Controlled Substance	12	3	5	9	+4
Threats (Verbal/Cyber/Social Media)	16	22	9	6	-3
Missing Student Reports	19	21	15	11	-4
Suspicious Activity	9	5	5	3	-2
Alarms	7	8	5	0	-5
Sexual Assault/Sexual Misconduct	4	5	1	0	-1
Theft	5	4	2	1	-1
Prohibited Items/Materials	11	8	12	4	-8
Other	73	63	51	43	-8

# 2030 Strategic Plan — Nurture. Educate. Inspire.

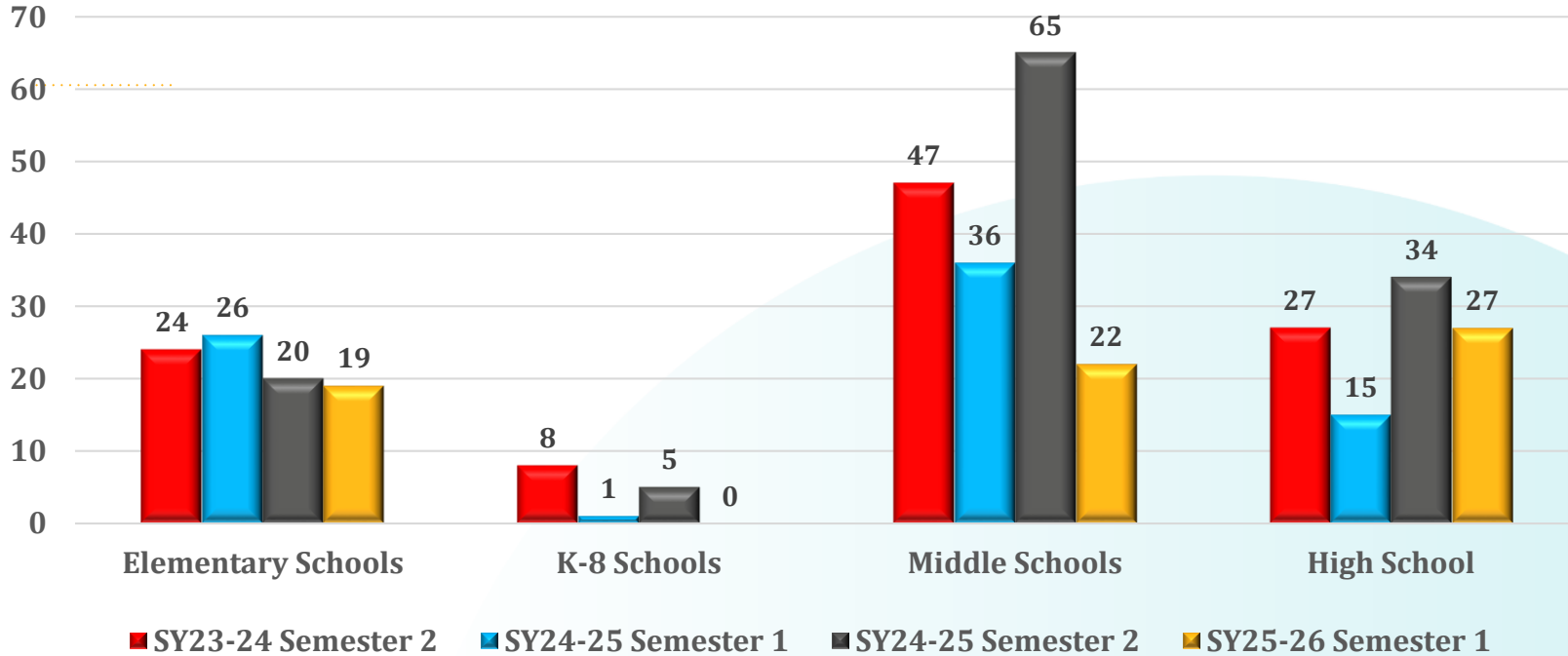
## Incident Data, Semester Comparison



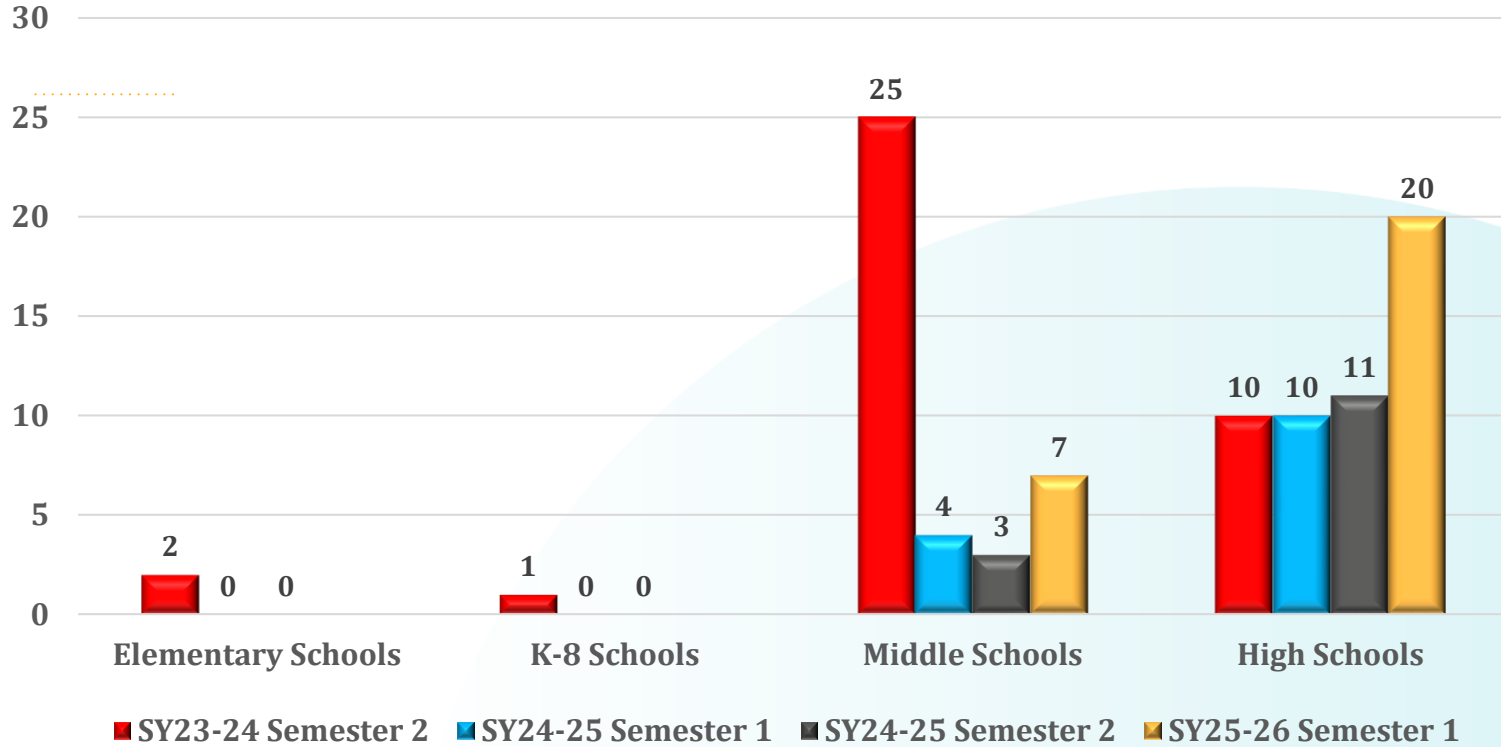
■ SY23-24 Semester 2   ■ SY24-25 Semester 1   ■ SY24-25 Semester 2   ■ SY25-26 Semester 1



## APD Calls for Service, Semester Comparison



# Arrest and Referrals, Semester Comparison



# 2030 Strategic Plan — Nurture. Educate. Inspire.

## Ongoing Supports

Support school administration with safety initiatives and processes

Strategic Plan Goal: Create safe, caring, inclusive environments where students feel supported and respected



SEL implementation

Strategic Plan Goal: Prepare students for life after high school with the skills, guidance and opportunities for success

Strategic Plan Goal: Engage and challenge every student to achieve academic excellence.



Weapons Abatement Program

Strategic Plan Goal: Create safe, caring, inclusive environments where students feel supported and respected



Mentoring Emphasis

Strategic Plan Goal: Prepare students for life after high school with the skills, guidance and opportunities for success



Communication with Students, Staff and Families

Strategic Plan Goal: Cultivate trust through clear communication and community engagement



2030 Strategic Plan — Nurture. Educate. Inspire.

# Questions?

---

## Superintendent

Dr. Melanie Kay-Wyatt

## School Board

Michelle Rief, Chair

Christopher Harris, Vice Chair

Abdulahi Abdalla

Tim Beaty

Kelly Carmichael Booz

