

# Readington Township School District Budget Presentation



**BUDGET PRESENTATION**  
**Board of Education**

**JONATHAN HART, PH.D., SUPERINTENDENT**  
**JASON BOHM, BUSINESS ADMINISTRATOR**

**MARCH 23, 2026**

# Budget Goals



- ❖ Present a budget aiming for the 2% state-imposed cap on tax levy while allowing for eligible adjustments without negatively impacting students' academic experiences
- ❖ Prepare for enrollment increases from new housing developments
- ❖ Balance class size guidelines with scheduling efficiencies
- ❖ Enrich students' academic experiences
- ❖ Prepare to implement a new district Strategic Plan

# Enrollment Forecast for 2026-27

Anticipated 2026-27 K through 8 enrollment = 1380

Anticipated 2026-27 PreK enrollment = 240

Total 2026-27 enrollment = 1620

*Anticipates 9 out-of-district students*

*Presumes 156 kindergarten students in district*

Current 2025-26 K through 8 enrollment = 1382

Current 2025-26 PreK enrollment = 225

Total 2025-26 enrollment = 1607

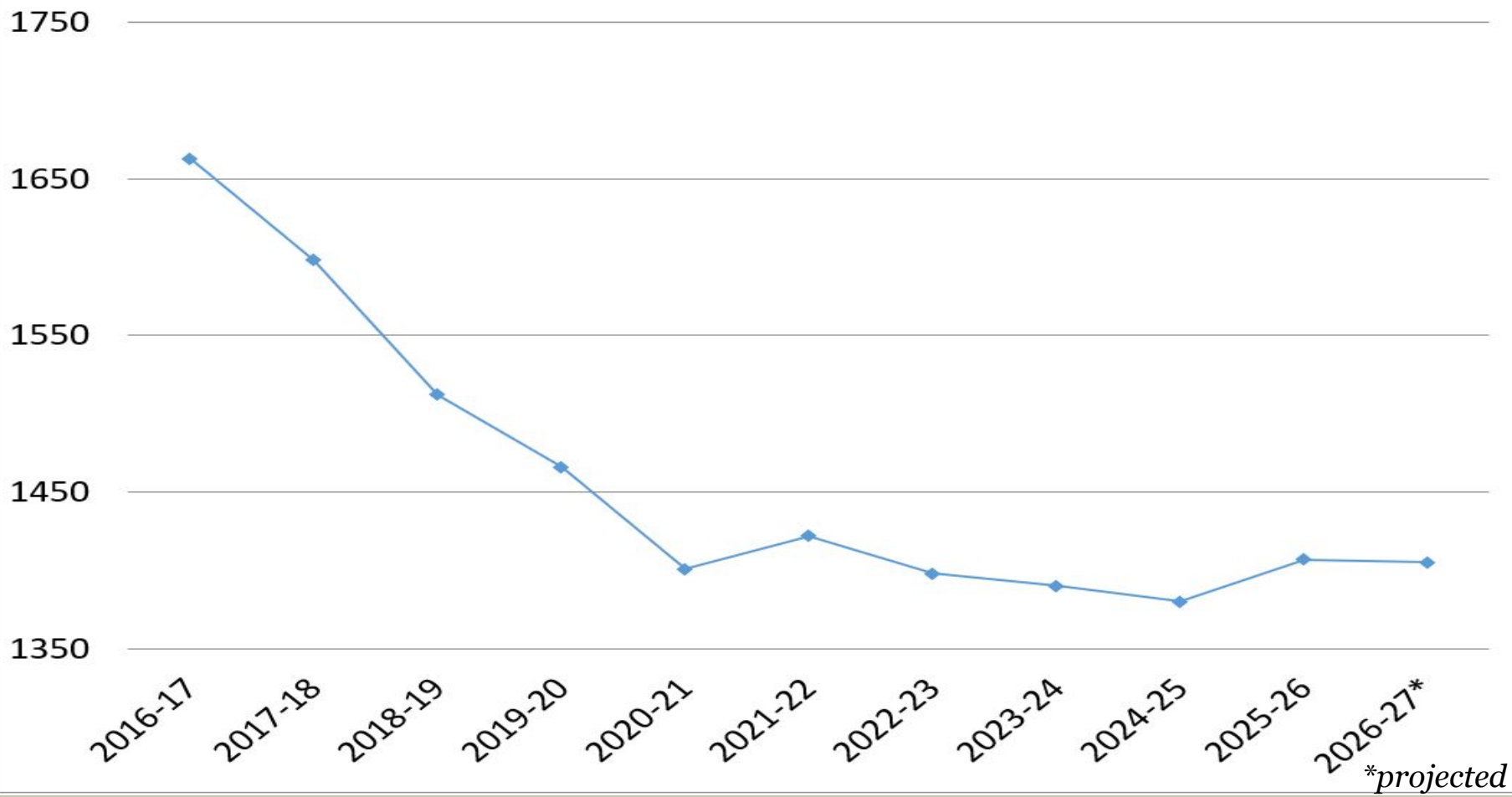
*Includes 9 current out-of-district students*

*Enrollment figures include current students,  
but exclude any new students from new housing developments*

# K-8 Enrollment History & Projection



**K-8 Student Enrollment**

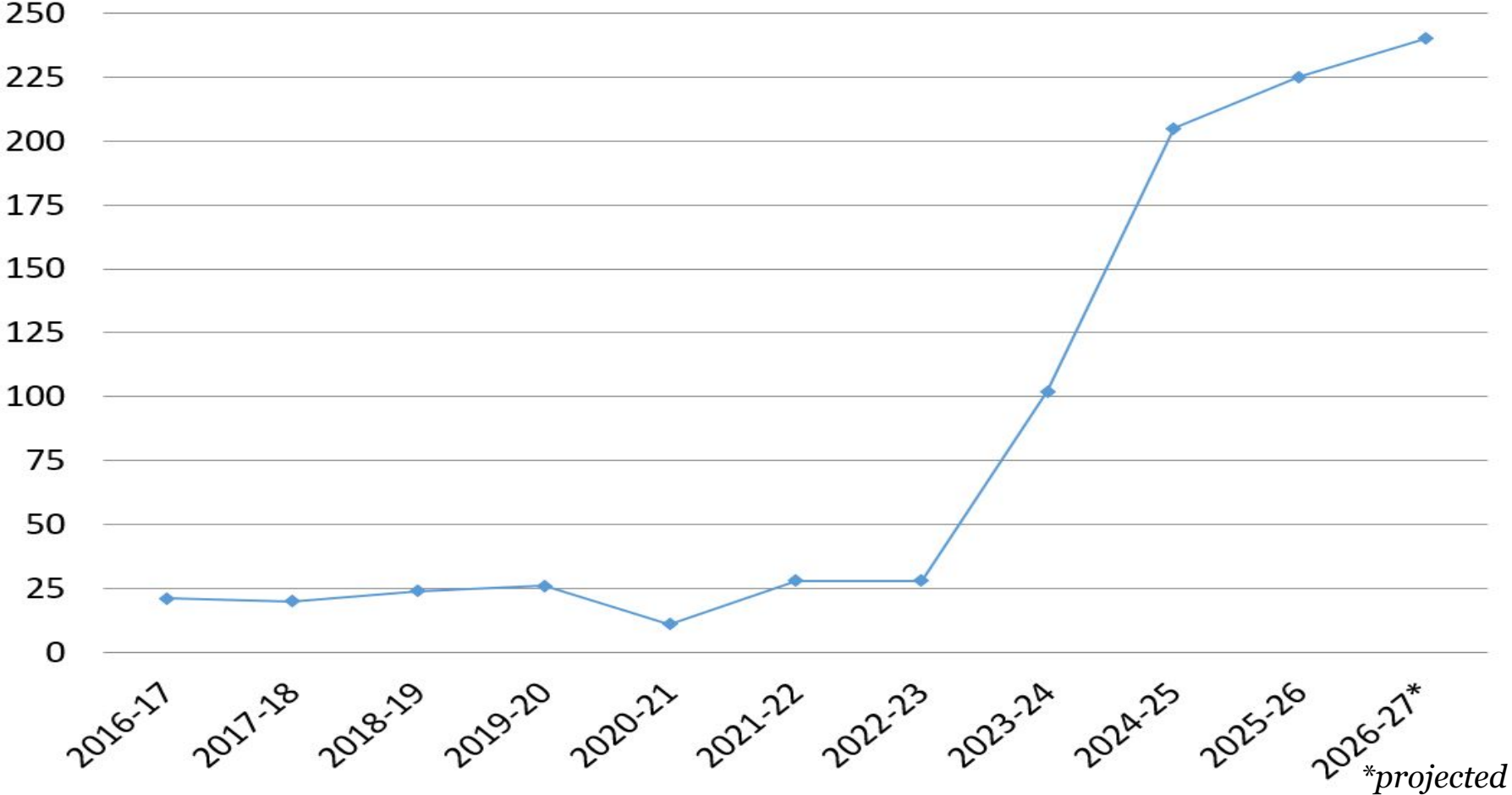


*\*projected*

# PreK Enrollment History & Projection



**PreK Student Enrollment**



*\*projected*

# Anticipated Elementary Class Size



Grade K*	Grade 1	Grade 2	Grade 3	Grade 4	Grade 5
17 at TBS 18 at WHS	19 at TBS 16 at WHS	16 at TBS 16 at WHS	18 at TBS 19 at WHS	20 per class	20 per class

*Preschool class size is 15 per class or less*

*District Class Size Guidelines:  
Maximum of 21 in Grades K-3  
Maximum of 22 in Grades 4-5*

*\*Estimate assuming 156 kindergarten students*

# Personnel Highlights



- Additional IEP-based bus aides
- Bringing back out-of-district bus route in-house for cost savings
- Reconfiguration of several staff positions through attrition
- Adjustment of 2 elementary teaching staff positions for programming
- Increased wages for police officers through shared services
- Continuation of salary increases in RTEA and RTAA agreements
- Increased stipend and extra-pay rates to conform with RTEA contractual obligations such as professional development, curriculum writing, before and afterschool activities, & continuation of \$1,000 stipend for paraprofessionals
- Continuation of tuition reimbursement and professional development
- Continued recruitment and retention services and stipends
- Sustainment of the employee assistance and wellness programs

# Preschool Expansion\*



- Free curriculum-based preschool for 3- and 4-year old children residing in Readington Township
- Addition of 1 full-time preschool teacher position
- Addition of 1 full-time paraprofessional positions in-district
- Continuation of 1 preschool supervisor through reallocation of existing staff positions to create dedicated oversight of student programming
- No cost preschool busing and preschool bus aides on all transportation routes inclusive of separate morning bus tier
- Shared positions for preschool community parent involvement specialist, instructional coach, and intervention/referral specialist
- Continued preschool expansion in-district and in partnership with private providers for 17 total preschool classrooms district-wide (255 student seats)

*\* Funded by the State of New Jersey, not local tax levy*

# Curriculum/Pupil Services Highlights



- Continuation of self-contained special education programs, inclusive of preschool disabilities, to educate students in-district
- Continuation of expanded Extended School Year programming
- Universal Design for Learning partnership with DOE and CAST. Year one implementation at RMS and TBS
- ABLLS-R and CentralReach to strengthen the Autism program
- Revised curricula and the purchase of new materials for various content areas and courses
- Mental health services
  - Continuation of 1 Behavioral Health Counselor & 3 Behaviorists
  - Employee Assistance Program
- English language learners support through SEI\*
- Half day breakfast and lunch district-wide with low-income supports\*
- Implementation of the district's new strategic plan

*\* Funded by federal grant programs, not local tax levy*

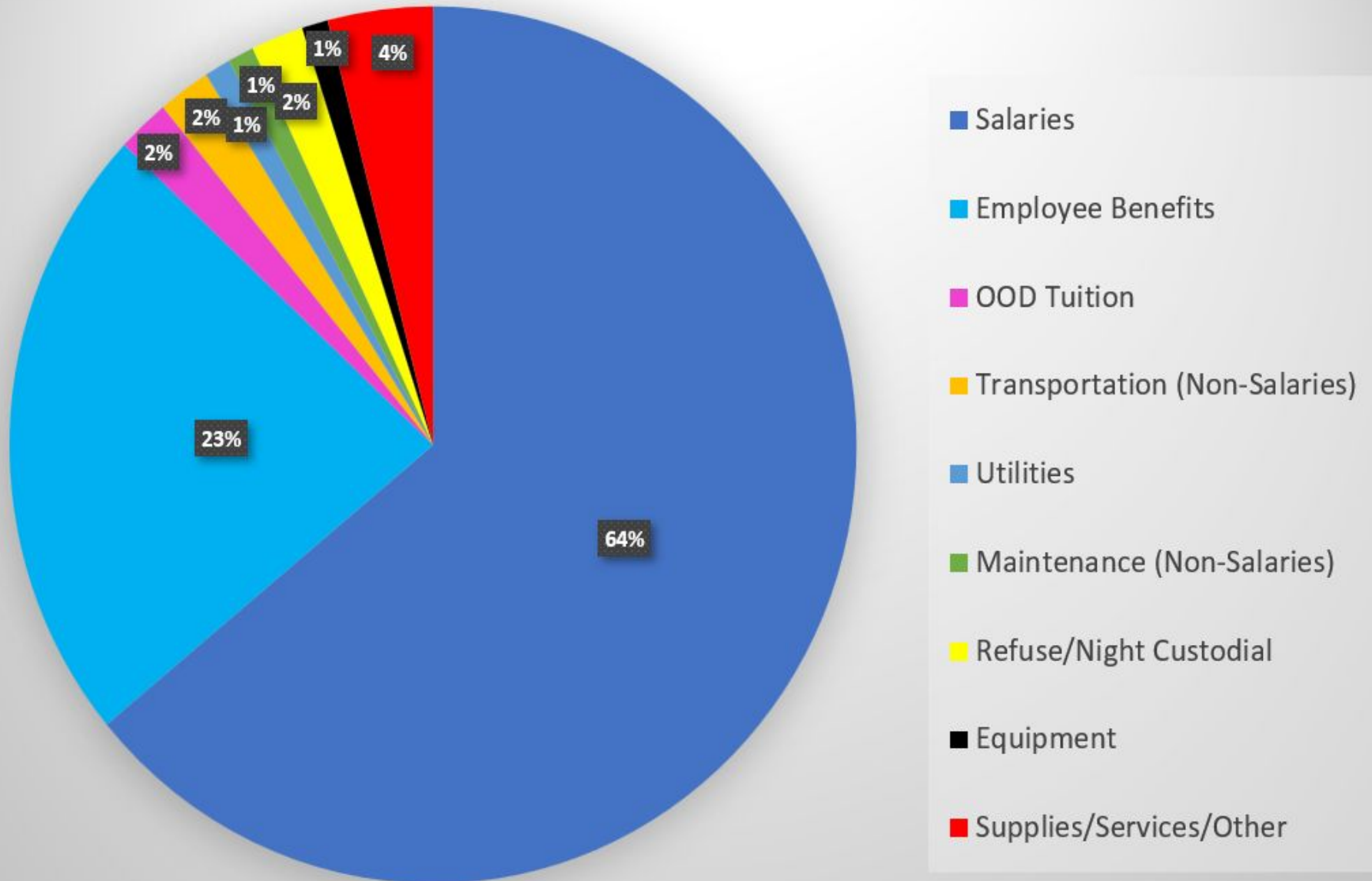
# Capital Projects



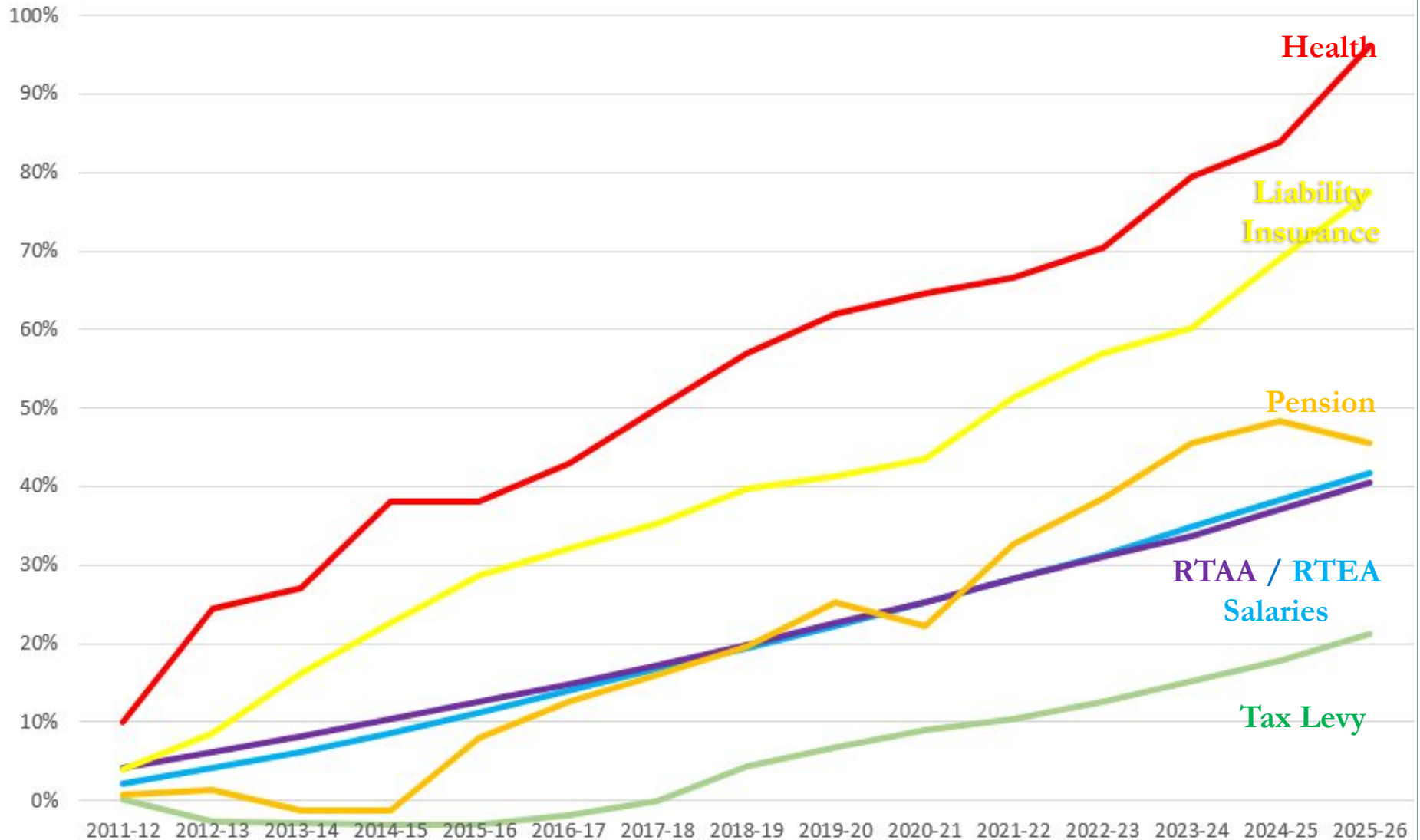
- Referendum approved by the residents in fall 2025 public vote encompassing 83 projects:
  - reducing taxes compared to current levels
  - eligible for 40% state funding
  - certain energy projects covered at 40-80% by utility subsidies
- Addition of 2 new bathrooms at Three Bridges School through a Preschool ROD/SDA grant covering 40% of eligible costs
- Removal of classroom carpeting and enhancement of air quality at Three Bridges School
- New classroom and support spaces at Three Bridges School using surplus
- New cafeteria dishwasher funded outside the tax levy
- IT backend support partially funded through federal e-rate funding
- New preschool classroom, furniture & curriculum supplies\*
- District-wide solar expansion with fixed utility rate for 15 years

*\* Funded by the State of New Jersey, not local tax levy*

# Composition of General Fund Budget



# Accumulated Historical Cost Increase



# Proactive Utilities Cost Control\*

Total Cost of Utilities\*

*\*not adjusted for inflation*



# State Aid and Tax Levy – General Fund



Budget Year	State Aid	Tax Levy	Preschool
2016-17	\$1,424,790	\$26,906,853	\$0
2017-18	\$1,424,790	\$27,444,990	\$0
2018-19	\$1,614,266	\$28,788,825	\$0
2019-20	\$1,709,224	\$29,566,452	\$0
2020-21	\$1,757,020	\$30,237,361	\$0
2021-22	\$1,947,033	\$30,842,108	\$0
2022-23	\$2,140,186	\$31,433,950	\$0
2023-24	\$2,409,287*	\$32,316,089	\$1,522,410
2024-25	\$2,764,562*	\$33,219,691	\$3,387,960
2025-26	\$2,930,436*	\$34,364,000	\$3,599,921
2026-27	\$3,106,262*	\$35,848,525	\$4,639,740

\* Excludes preschool expansion aid

# Tax Levy - Debt Service



Budget Year	Total Taxes	Difference \$	Difference %
2016-17	\$2,109,696	+ \$72,660	3.567%
2017-18	\$2,112,227	+ \$2,531	0.120%
2018-19	\$2,072,481	- \$39,746	-1.882%
2019-20	\$2,000,870	- \$71,611	-3.455%
2020-21	\$2,041,923	+ \$41,053	2.052%
2021-22	\$1,905,521	- \$136,402	-6.680%
2022-23	\$2,045,140	+ \$139,619	7.327%
2023-24	\$2,047,658	+ \$2,519	0.123%
2024-25	\$2,055,742	+ \$8,084	0.395%
2025-26	\$2,059,048	+ \$3,306	0.161%
2026-27	\$2,004,034	- \$55,014	-2.672%

# Total Taxes including Debt Service



Budget Year	Total Taxes	Difference \$	Difference %
2016-17	\$29,016,549	+ \$335,914	1.171%
2017-18	\$29,557,217	+ \$540,668	1.863%
2018-19	\$30,861,306	+ \$1,304,089	4.441%
2019-20	\$31,567,322	+ \$706,016	2.288%
2020-21	\$32,279,284	+ \$711,962	2.255%
2021-22	\$32,747,629	+ \$468,345	1.451%
2022-23	\$33,479,090	+ \$731,461	2.234%
2023-24	\$34,363,747	+ \$884,657	2.642%
2024-25	\$35,275,432	+ \$911,685	2.653%
2025-26	\$36,423,048	+ \$1,147,615	3.253%
2026-27	\$37,739,159	+ \$1,316,111	3.613%

# **2026-27 School Budget Tax Impact**

**On the average home assessed at: \$454,283**



**Equates to approximately \$161.00 increase over the year**

# Proposed Tax Rate



YEAR	TAX RATE	AVERAGE TAX
2018-19	\$1.160	\$4,207 on average assessed home of \$362,700
2019-20	\$1.193	\$4,295 on average assessed home of \$360,003
2020-21	\$1.216	\$4,386 on average assessed home of \$360,725
2021-22	\$0.985*	\$4,431 on average assessed home of \$449,811*
2022-23	\$0.998	\$4,491 on average assessed home of \$449,990
2023-24	\$1.032	\$4,797 on average assessed home of \$464,872
2024-25	\$1.044	\$4,705 on average assessed home of \$450,648
2025-26	\$1.071	\$4,858 on average assessed home of \$453,588
2026-27	\$1.105	\$5,019 on average assessed home of \$454,283

Per \$100,000 in tax assessed valuation

\$34.00 annual increase

\$2.83 monthly increase

*\*major shift in tax rate and average assessed home due to town-wide reevaluation*

**Questions?**