

Evanston Skokie CCSD 65

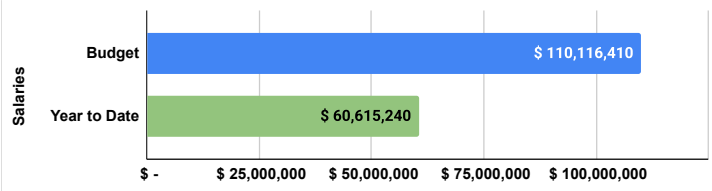
Budget-to-Actual Expenditure Monitoring (All Funds)

As of February 28, 2026

Fiscal Year Elapsed: 66.67% (July - February)

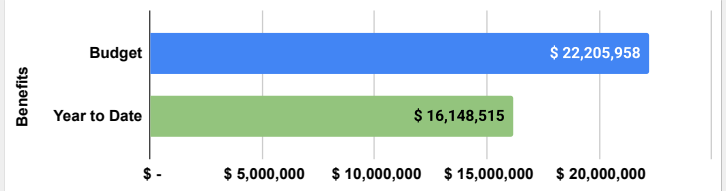
Salaries

Budget \$ 110,116,410
 Year to Date \$ 60,615,240 **55.05%**



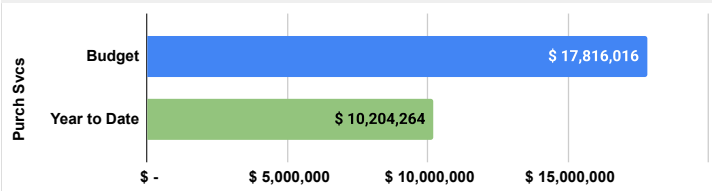
Benefits

Budget \$ 22,205,958
 Year to Date \$ 16,148,515 **72.72%**



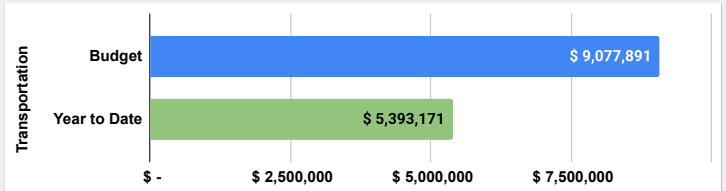
Purchased Services (excluding Transportation)

Budget \$ 17,816,016
 Year to Date \$ 10,204,264 **57.28%**



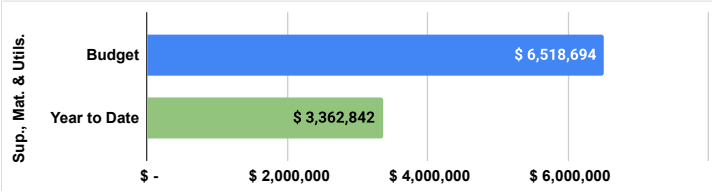
Purchased Services - Transportation

Budget \$ 9,077,891
 Year to Date \$ 5,393,171 **59.41%**



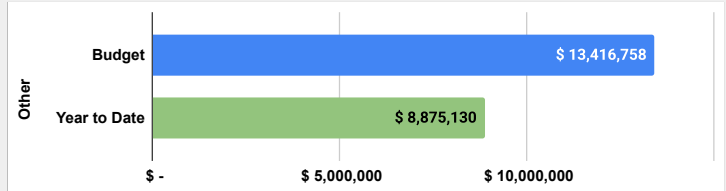
Supplies, Materials & Utilities

Budget \$ 6,518,694
 Year to Date \$ 3,362,842 **51.59%**



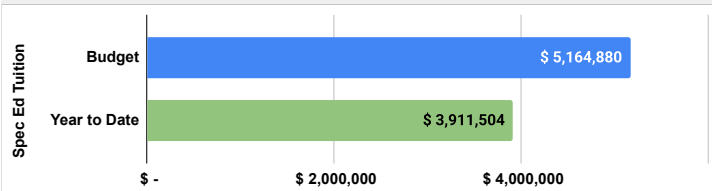
Capital Outlay, Non-Capitalized Equipment, Debt Service & Other

Budget \$ 13,416,758
 Year to Date \$ 8,875,130 **66.15%**



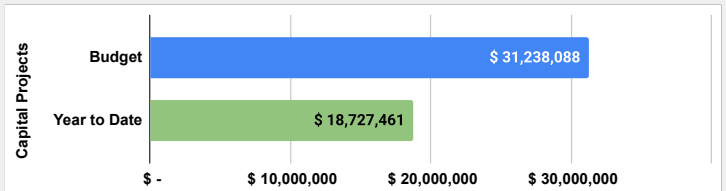
Special Education Tuition

Budget \$ 5,164,880
 Year to Date \$ 3,911,504 **75.73%**



Capital Projects (Foster School and Districtwide)

Budget \$ 31,238,088
 Year to Date \$ 18,727,461 **59.95%**



Note: Expenditure patterns vary by category due to seasonality, contractual timing, and project schedules. Percentages shown reflect timing as well as variance.