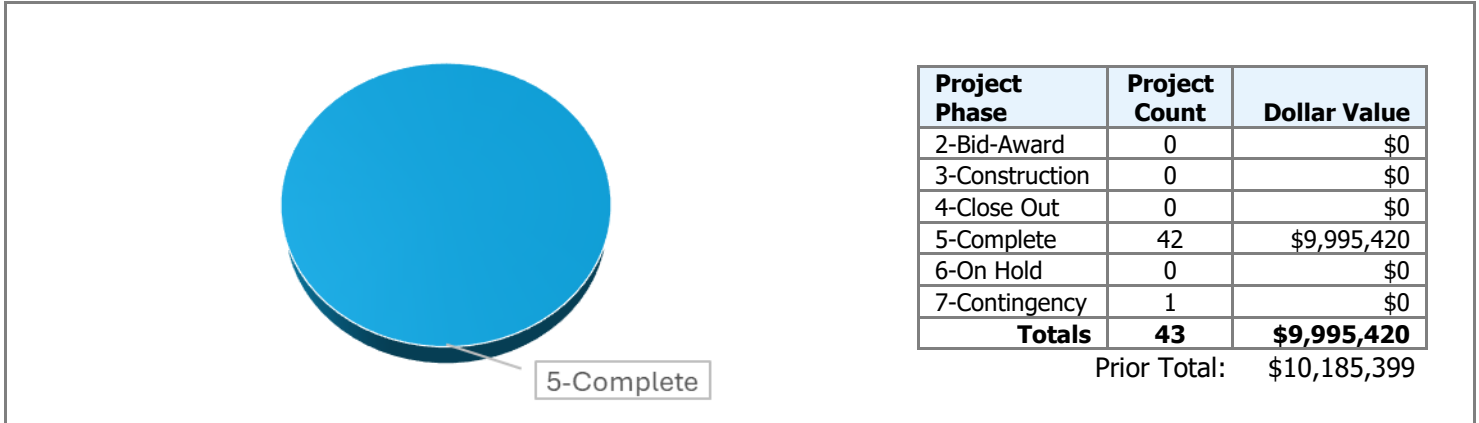


2024-25 Capital Program

Program Dollar Value by Phase



Program Narrative

The 2024-25 Capital Program is comprised of projects funded by the fiscal 2025 capital reserve plan and targeted for completion in the 2024-2025 construction cycle. These projects are reviewed by the Capital Asset Advisory Committee.

All 2024-25 projects are financially closed. The final unallocated (contingency) amount of \$186,322 has been moved back to capital reserve decreasing the amount of the program by that amount.

Occupancy Deadlines At Risk

Priority	Facility Name	Project ID	Project name	Finish Date	
				Target	Forecast

Program Contingency and Remaining Funds

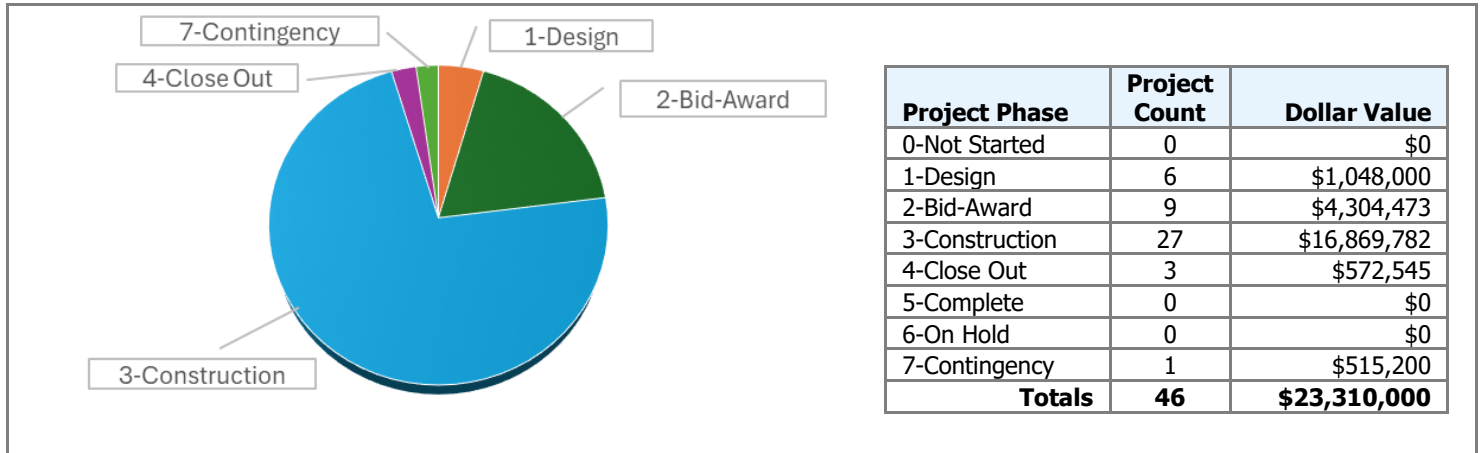
Program Contingency (Unallocated)	Forecast Remaining Funds in Projects	Net Remaining Program Funds
\$0	\$0	\$0

2024-25 Capital Program - Project Detail

Project Description	Work Progress		Capital Budget	Other Funding Sources
	Phase	%		
25M Warder ES Site Rehab	Complete	100%	\$29,150	\$0
25M Conifer HS Fire Pump Bldg Standby Power	Complete	100%	\$113,134	\$0
25M Alameda HS Boiler Replacement	Complete	100%	\$901,425	\$0
25M Alameda HS HVAC and Gym Roof	Complete	100%	\$1,822,355	\$0
25M Dakota Ridge HS Chiller	Complete	100%	\$1,152,356	\$0
25M Landscape Svcs Yard Security	Complete	100%	\$143,749	\$123,031
25M Move Allocation	Complete	100%	\$25,957	\$0
25M Wayne Carle MS Structural Repair Ph2	Complete	100%	\$369,288	\$0
25M Bergen Valley ES Shade Structure	Complete	100%	\$0	\$45,152
25M Blue Heron ES Fire Alarm Upgrades	Complete	100%	\$284,697	\$0
25M Chatfield HS Safe Entry	Complete	100%	\$281,986	\$0
25M Columbine HS ADA Access	Complete	100%	\$116,220	\$0
25M Columbine Hills ES RTU Replacement	Complete	100%	\$323,778	\$0
25M DW Bleacher Replacement	Complete	100%	\$684,532	\$0
25M DW HVAC Assessment	Complete	0%	\$0	\$0
25M DW Modular Bldg Removal	Complete	100%	\$63,038	\$0
25M DW Paving	Complete	100%	\$981,149	\$0
25M DW Roofing	Complete	100%	\$572,479	\$0
25M DW Safety Security Allocation	Complete	100%	\$10,600	\$0
25M Dakota Ridge HS Roof Repair	Complete	100%	\$0	\$188,281
25M Deviny ES Retaining Wall	Complete	100%	\$430,532	\$0
25M Ed Center Master Plan	Complete	100%	\$20,331	\$0
25M Edgewater ES Playground	Complete	100%	\$205,087	\$207,000
25M Falcon Bluffs MS Pickleball Court Repair	Complete	100%	\$3,804	\$63,396
25M Hazardous Waste Allocation	Complete	100%	\$77,299	\$0
25M Legal Allocation	Complete	100%	\$2,825	\$0
25M Moore MS Security Planning	Complete	100%	\$51,720	\$43,680
25M Outside Consultants Allocation	Complete	0%	\$0	\$0
25M Planning & Design Allocation	Complete	100%	\$648	\$0
25M Property Disposal Allocation	Complete	100%	\$77,777	\$0
25M Ralston Valley HS Structural Monitoring	Complete	100%	\$5,300	\$0
25M Security Office Upgrades	Complete	100%	\$87,916	\$0
25M Small Projects Allocation	Complete	100%	\$228,580	\$21,919
25M Stober ES Outdoor Classroom	Complete	100%	\$0	\$30,239
25M Strategic Capital Plan	Complete	100%	\$423,894	\$0
25M Structural Repair Allocation	Complete	0%	\$0	\$0
25M Temp Bldg Lease Allocation	Complete	100%	\$85,234	\$0
25M Utilization Allocation	Complete	100%	\$8,767	\$0
25M Water Engineering Allocation	Complete	100%	\$102,107	\$0
25M West Jefferson MS Secure Entry	Complete	100%	\$150,931	\$0
25M West Woods ES Mechanical	Complete	100%	\$123,862	\$61,015
25M Windy Peak OELS Duplex Remodel	Complete	100%	\$32,913	\$397,615
25M Program Contingency	Contingency	0%	\$0	\$0
Program Totals:			\$9,995,420	\$1,181,328

2025-26 Capital Program

Program Dollar Value by Phase



Program Narrative

The 2025-26 Capital Program is comprised of projects funded by the fiscal 2026 capital reserve plan and targeted for completion in the 2025-2026 construction cycle. These projects are reviewed by the Capital Asset Advisory Committee.

Most construction projects in Design are in the construction documents phase. Final estimates will be evaluated in the coming weeks and projects will go out for bid in Q1 2026.

Program Financial Summary:

Total Allocated to 26M Projects	\$22,794,800
Estimating Contingency	\$250,000
Program Contingency	\$265,200
Total Unallocated (Contingencies)	\$515,200
Total Program Funding	\$23,310,000
Fiscal Year 2026 Target	\$23,310,000

Occupancy Deadlines At Risk

Priority	Facility Name	Project ID	Project name	Finish Date	
				Target	Forecast

Program Contingency and Remaining Funds

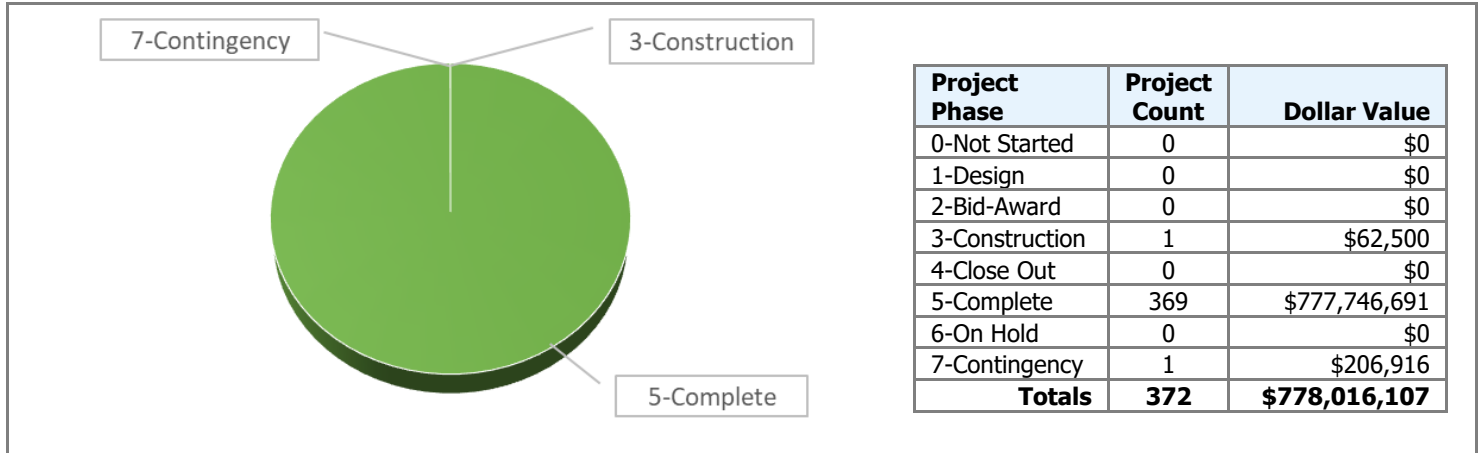
Program Contingency (Unallocated)	Forecast Remaining Funds in Projects	Net Remaining Program Funds
\$515,200	(\$30,000)	\$485,200

2025-26 Capital Program - Project Detail

Project Description	Phase	Capital Budget	Other Funding Sources
Bradford South K-8 FF&E	Design	\$185,000	\$0
DW Cafeteria Tables	Design	\$360,000	\$0
DW Elevator Upgrades	Design	\$200,000	\$0
DW Fleet EV Charging Stations	Design	\$0	\$14,310
DW Irrigation	Design	\$250,000	\$0
DW Modular Building Removal	Design	\$53,000	\$0
Bradford North K-8 HVAC Univents-AHU	Bid-Award	\$1,334,139	\$0
DW Alarm Monitoring Software Replacement	Bid-Award	\$150,000	\$0
DW Card Access System Replacement	Bid-Award	\$80,000	\$0
DW OELS Fire Alarm Systems	Bid-Award	\$1,000,000	\$0
Ed Center Site & Exterior Building Lighting	Bid-Award	\$500,000	\$0
Green Gables ES Boiler Replacement	Bid-Award	\$621,334	\$0
Green Mountain HS ADA Upgrades	Bid-Award	\$250,000	\$0
Quail B2 Abatement-Water Intrusion Repair	Bid-Award	\$69,000	\$0
Wayne Carle MS Carpet	Bid-Award	\$300,000	\$0
Bradford North K-8 FF&E	Construction	\$190,000	\$0
Code Compliance Allocation	Construction	\$200,000	\$0
Conifer HS Bleachers	Construction	\$274,000	\$0
DW Flooring	Construction	\$825,000	\$0
DW Mechanical	Construction	\$3,800,000	\$0
DW Office Visibility Upgrades	Construction	\$100,000	\$0
DW Paving	Construction	\$4,000,000	\$0
DW Playgrounds	Construction	\$900,000	\$20,777
DW Roofing	Construction	\$2,000,000	\$0
DW Water Projects	Construction	\$1,216,550	\$0
Energy Conservation Allocation	Construction	\$50,000	\$0
FF&E Allocation	Construction	\$25,000	\$0
Hazardous Waste Allocation	Construction	\$24,680	\$0
Legal Allocation	Construction	\$30,000	\$0
Move Allocation	Construction	\$25,000	\$0
Outside Consultant Allocation	Construction	\$300,000	\$0
Planning & Design Allocation	Construction	\$197,000	\$0
Property Disposal Allocation	Construction	\$100,000	\$0
Safety & Security Allocation	Construction	\$165,000	\$0
Small Projects Allocation	Construction	\$250,000	\$0
Strategic Capital Plan	Construction	\$733,552	\$0
Structural Repair Allocation	Construction	\$25,000	\$0
Temp Bldg Lease Allocation	Construction	\$95,000	\$0
Utilization Allocation	Construction	\$355,000	\$0
Water Engineering Allocation	Construction	\$95,000	\$0
West Jefferson ES FF&E	Construction	\$290,000	\$0
Fletcher Miller Special School Replacement	Construction	\$604,000	\$0
Carmody MS Abatement	Close Out	\$3,643	\$0
Columbine HS Dust Collector	Close Out	\$534,876	\$0
Meiklejohn ES Recommissioning	Close Out	\$34,026	\$0
Program Unallocated	Contingency	\$515,200	\$0
Program Totals:		\$23,310,000	\$14,310

2018 Capital Improvement Program

Program Dollar Value by Phase



Program Narrative

The 2018 Capital Improvement Program includes the 5B bond voted on and passed in November of 2018.

On June 12, 2025, Jeffco’s Board of Education made an important decision about the district budget. They decided to redirect \$58.8 million. This money was originally set aside for two new K-8 schools as part of the 2018 Capital Improvement Program (CIP). Instead, it will now be used for general improvements to our existing school buildings. This means the initial CIP budget of **\$836,816,107** is now **\$778,016,107** due to the Board's decision to reallocate **\$58.8 million**. Read the board resolution to learn more.

Occupancy Deadlines At-Risk

Priority	Facility Name	Project ID	Project name	Finish Date	
				Target	Forecast

Program Contingency and Remaining Funds

Program Contingency (Unallocated)	Forecast Remaining Funds in Projects	Net Remaining Program Funds
\$206,916	\$0	\$206,916

2018 Capital Improvement Program - Project Detail

Fiscal Plan Year: 2025	Work Progress		Budget Summary				
Project Description	Phase	%	Original	Current	Variance	Haz-Mat	Notes
Chatfield HS FF&E	Construction	59%	\$37,500	\$62,500	\$25,000	\$0	
Arvada West HS Floor Resurfacing	Complete	100%	\$0	\$75,662	\$75,662	\$0	
Columbine HS Retaining Wall	Complete	100%	\$0	\$83,200	\$83,200	\$0	
Drake MS FF&E	Complete	100%	\$126,000	\$319,454	\$193,454	\$0	
Fletcher Miller School Replacement FF&E (2018 CIP Funding)	Complete	100%	\$0	\$40,000	\$40,000	\$0	FMR
Normandy ES FF&E	Complete	100%	\$393,750	\$302,057	(\$91,693)	\$0	
Oberon MS Efficiency & Future Ready -F	Complete	100%	\$0	\$39,445	\$39,445	\$0	
Pennington ES FF&E	Complete	100%	\$68,250	\$156,921	\$88,671	\$0	
Reallocation of Great Work Charter Budget-Addenbrooke, Excel Collegiate, Compass (2), Lincoln, Mont Peaks, RMDS, Two Roads, Woodrow Wilson, Mtn Phoenix, RMA-Evergreen, Jefferson Aca, New America, Doral	Complete	100%	\$0	\$3,486,170	\$3,486,170	\$0	SC
Secrest ES FF&E	Complete	100%	\$357,000	\$189,230	(\$167,770)	\$0	
Stevens ES FF&E	Complete	100%	\$79,800	\$130,668	\$50,868	\$0	
Swanson ES FF&E	Complete	100%	\$498,750	\$158,655	(\$340,095)	\$0	
Ute Meadows ES FF&E	Complete	100%	\$52,500	\$411,300	\$358,800	\$0	
Van Arsdale ES FF&E	Complete	100%	\$444,150	\$260,464	(\$183,686)	\$0	
Warder ES FF&E	Complete	100%	\$400,973	\$261,430	(\$139,543)	\$0	
West Woods ES FF&E	Complete	100%	\$39,375	\$446,371	\$406,996	\$0	
Westgate ES FF&E	Complete	100%	\$509,250	\$275,699	(\$233,551)	\$0	
Wheat Ridge HS Efficiency & Future Ready Phase 2	Complete	100%	\$0	\$5,877,902	\$5,877,902	\$244,230	DB,SC
F DW Modular Bldg Removal 2024-25 3-ES 1-MS	Complete	100%	\$0	\$187,163	\$187,163	\$10,800	
Glennon Heights ES FF&E	Cancelled	0%	\$294,000	\$0	(\$294,000)	\$0	R
Moore MS FF&E	Cancelled	0%	\$710,850	\$0	-\$710,850	\$0	R
2025 Subtotals:			\$4,012,148	\$12,764,291	\$8,752,143	\$255,030	

Fiscal Plan Year: 2024	Work Progress		Budget Summary				
Project Description	Phase	%	Original	Current	Variance	Haz-Mat	Notes
F DW Security Glass 2024 14-ES 2-MS 2-HS 6-Other	Complete	100%	\$0	\$219,270	\$219,270	\$7597	
Fletcher Miller School Replacement (2018 CIP Funding)	Complete	100%	\$0	\$8,000,000	\$8,000,000	\$0	FMR
Bergen Valley ES FF&E	Complete	100%	\$78,750	\$244,208	\$165,458	\$0	
Bradford K-8 North Efficiency & Future Ready	Complete	100%	\$224,003	\$419,896	\$195,893	\$0	
Bradford K-8 South Efficiency & Future Ready	Complete	100%	\$163,904	\$441,470	\$277,566	\$0	
Charter Rocky Mountain Deaf School General Upgrades	Complete	100%	\$320,190	\$586,705	\$266,515	\$0	PI
Coal Creek Canyon K-8 Evacuation Shelter	Complete	100%	\$0	\$152,054	\$152,054	\$0	
Columbine Hills ES Secure Entry	Complete	100%	\$0	\$1,152,693	\$1,152,693	\$0	
Edgewater ES FF&E	Complete	100%	\$504,000	\$276,566	(\$227,434)	\$0	
Eiber ES HazMat Contract Settlement	Complete	100%	\$0	\$17,804	\$17,804	\$59,730	
Evergreen HS FF&E	Complete	100%	\$1,260,000	\$1,338,346	\$78,346	\$0	
Evergreen HS Recommissioning	Complete	100%	\$0	\$51,111	\$51,111	\$0	
F DW 2023 Hail Damage Repair	Complete	0%	\$0	\$0	\$0	\$0	
F DW FF&E Allocation 2024	Complete	100%	\$0	\$134,835	\$134,835	\$0	
F DW Fire Alarm Upgrades 2-HS	Complete	100%	\$0	\$1,325,780	\$1,325,780	\$0	SC
F DW LED Lighting 2024 4-ES 1-MS 8-HS 2-Other	Complete	100%	\$0	\$159,755	\$159,755	\$0	
Fairmount ES Efficiency & Future Ready	Complete	100%	\$1,366,995	\$1,120,625	(\$246,369)	\$0	
Falcon Bluffs MS FF&E	Complete	100%	\$136,500	\$235,802	\$99,302	\$0	
Free Horizon Montessori Efficiency & Future Ready	Complete	100%	\$174,682	\$353,726	\$179,045	\$11,191	
Lawrence ES Receiving School Upgrades	Complete	100%	\$0	\$472,154	\$472,154	\$0	R
Leawood ES Efficiency & Future Ready	Complete	100%	\$769,639	\$1,099,216	\$321,577	\$25,125	
Long View HS FF&E	Complete	100%	\$136,500	\$61,535	(\$74,965)	\$0	
Mandalay MS FF&E	Complete	100%	\$725,550	\$507,577	(\$217,973)	\$0	
McLain Community HS Efficiency & Future Ready	Complete	100%	\$737,211	\$741,513	\$4,302	\$0	
Meiklejohn ES Efficiency & Future Ready	Complete	100%	\$200,300	\$313,341	\$113,040	\$0	
N Arvada MS Receiving School Upgrades	Complete	100%	\$0	\$464,080	\$464,080	\$0	R
Normandy ES Efficiency & Future Ready	Complete	100%	\$796,345	\$1,002,737	\$206,392	\$0	
Parmalee ES Admin Office Ventilation	Complete	100%	\$0	\$312,702	\$312,702	\$0	
Pomona 6-12 Receiving School Upgrades	Complete	100%	\$0	\$2,266,277	\$2,266,277	\$4,325	R

JEFFCO PUBLIC SCHOOLS
Construction Management
Status of Projects by Program



Rooney Ranch ES Efficiency & Future Ready	Complete	100%	\$118,680	\$130,326	\$11,647	\$0	
South Lakewood ES FF&E	Complete	100%	\$89,250	\$209,770	\$120,520	\$0	
Warren Tech Central Efficiency & Future Ready	Complete	100%	\$2,928,616	\$2,668,766	(\$259,850)	\$667,143	
West Woods ES Efficiency & Future Ready	Complete	100%	\$1,896,098	\$1,601,555	(\$294,543)	\$0	
Westridge ES FF&E	Complete	100%	\$525,000	\$454,686	(\$70,314)	\$0	
Anderson Preschool Efficiency & Future Ready	Cancelled	0%	\$117,794	\$0	(\$117,794)	\$0	
Bergen Meadow ES Efficiency & Future Ready	Cancelled	0%	\$5,410,742	\$0	(\$5,410,742)	\$0	R
Bergen Meadow ES FF&E	Cancelled	0%	\$3,463	\$0	(\$3,463)	\$0	R
Edgewater ES Addition	Cancelled	0%	\$4,200,000	\$0	(\$4,200,000)	\$0	
Irwin Preschool Efficiency & Future Ready	Cancelled	0%	\$52,535	\$0	(\$52,535)	\$0	
Litz Preschool Efficiency & Future Ready	Cancelled	0%	\$77,479	\$0	(\$77,479)	\$0	
Molholm ES Addition	Cancelled	0%	\$3,675,000	\$0	(\$3,675,000)	\$0	R
Mount Evans OELS FF&E	Cancelled	0%	\$0	\$0	\$0	\$0	
Oberon MS Addition	Cancelled	0%	\$3,700,000	\$0	(\$3,700,000)	\$0	
2024 Subtotals:			\$30,389,226	\$28,536,881	(\$1,860,343)	\$775,111	

Fiscal Plan Year: 2023	Work Progress		Budget Summary				
Project Description	Phase	%	Original	Current	Variance	Haz-Mat	Notes
Alameda HS Kitchen Renovation	Complete	100%	\$0	\$238,275	\$238,275	\$0	
Anderson ECE Center FF&E	Complete	100%	\$0	\$37,637	\$37,637	\$0	R
Bear Creek K-8 Efficiency & Future Ready	Complete	100%	\$418,216	\$617,109	\$198,893	\$0	
Bergen Valley ES Addition	Complete	100%	\$0	\$11,074,281	\$11,074,281	\$0	R
Campbell ECE Center FF&E	Complete	100%	\$341,250	\$170,942	(\$170,308)	\$0	R
Campbell ES Efficiency & Future Ready	Complete	100%	\$419,655	\$2,609,694	\$2,190,039	\$0	R
Charter New America School General Upgrades	Complete	100%	\$0	\$639,094	\$639,094	\$0	PI
Coal Creek Canyon K-8 Efficiency & Future Ready	Complete	100%	\$1,089,185	\$158,299	(\$930,886)	\$0	
Connections Learning Center Efficiency & Future Ready	Complete	100%	\$239,900	\$224,915	(\$14,986)	\$0	
DW Mechanical 2023 1-ES 2-Other	Complete	100%	\$2,224,981	\$2,678,157	\$453,176	\$0	SC
Deer Creek MS Efficiency & Future Ready	Complete	100%	\$423,075	\$692,181	\$269,106	\$0	
Drake MS Efficiency & Future Ready	Complete	100%	\$841,473	\$854,327	\$12,854	\$0	
Dunstan MS Efficiency & Future Ready	Complete	100%	\$543,922	\$1,039,775	\$495,853	\$0	MC
Edgewater ES Efficiency & Future Ready	Complete	100%	\$447,984	\$819,612	\$371,628	\$11,973	
Evergreen HS Site & Utilities Upgrades	Complete	100%	\$281,129	\$184,402	(\$96,727)	\$0	
F DW Athletic Field Lighting 16-HS	Complete	100%	\$0	\$8,392,862	\$8,392,862	\$0	DB
F DW CO Detection Upgrades 6-ES 1-HS	Complete	100%	\$0	\$521,886	\$521,886	\$0	SC
F DW FF&E Allocation	Complete	100%	\$0	\$307,403	\$307,403	\$0	
F DW Mechanical 2023 1-ES	Complete	100%	\$0	\$1,323,744	\$1,323,744	\$0	MC
F DW Modular Bldg Removal 2023 4-ES	Complete	100%	\$0	\$256,524	\$256,524	\$0	
F DW Network Upgrades 2023	Complete	100%	\$222,204	\$881,748	\$659,544	\$0	SC
F DW Receiving School Upgrades 11-ES	Complete	100%	\$0	\$6,037,046	\$6,037,046	\$0	R
Falcon Bluffs MS Efficiency & Future Ready	Complete	100%	\$1,034,312	\$1,127,084	\$92,772	\$0	
Fremont ES Receiving School Upgrades	Complete	100%	\$0	\$354,989	\$354,989	\$0	R
G DW Network Upgrades 2023-Cost Xfer	Complete	100%	\$4,777,796	\$4,777,796	\$0	\$0	
Glennon Heights ES Efficiency & Future Ready	Complete	100%	\$1,053,403	\$44,370	(\$1,009,033)	\$0	R
Governor's Ranch ES Efficiency & Future Ready	Complete	100%	\$591,967	\$760,802	\$168,835	\$0	
H DW Playgrounds 2023 2-ES	Complete	100%	\$94,664	\$291,628	\$196,964	\$0	
Ken Caryl MS Efficiency & Future Ready	Complete	100%	\$1,481,690	\$1,953,314	\$471,624	\$149,877	MC
Kendallvue ES Efficiency & Future Ready	Complete	100%	\$1,456,006	\$1,570,722	\$114,716	\$0	R
Lasley ES Receiving School Upgrades	Complete	100%	\$0	\$2,799,434	\$2,799,434	\$0	R
Little ES Efficiency & Future Ready	Complete	100%	\$495,396	\$882,464	\$387,068	\$0	
Little ES FF&E	Complete	100%	\$361,200	\$137,376	(\$223,824)	\$0	R
Lukas ES Receiving School Upgrades	Complete	100%	\$0	\$1,012,365	\$1,012,365	\$0	R
Molholm ES Efficiency & Future Ready	Complete	100%	\$2,620,273	\$126,881	(\$2,493,392)	\$0	R
Moore MS Efficiency & Future Ready	Complete	100%	\$1,246,643	\$204,786	(\$1,041,857)	\$0	
Mount Carbon ES Efficiency & Future Ready	Complete	100%	\$407,158	\$634,058	\$226,900	\$0	
NATC Joyce Replacement	Complete	100%	\$0	\$165,404	\$165,404	\$0	
Oberon MS Efficiency & Future Ready	Complete	100%	\$3,656,042	\$4,058,415	\$402,374	\$0	MC
Oberon MS FF&E	Complete	100%	\$500,000	\$512,144	\$12,144	\$0	
Parr ES Efficiency & Future Ready	Complete	100%	\$288,500	\$2,264	(\$286,236)	\$0	R
Peiffer ES Efficiency & Future Ready	Complete	100%	\$530,436	\$8,533	(\$521,903)	\$0	R
Pennington ES Efficiency & Future Ready	Complete	100%	\$563,546	\$920,227	\$356,681	\$0	

Report Date: 15-Mar-26

JEFFCO PUBLIC SCHOOLS
Construction Management
Status of Projects by Program



Prospect Valley ES Addition	Complete	100%	\$0	\$6,923,267	\$6,923,267	\$0	R, DB
Prospect Valley ES Addition FF&E	Complete	100%	\$0	\$214,749	\$214,749	\$0	R
Red Rocks ES FF&E	Complete	100%	\$231,000	\$373,049	\$142,049	\$0	
Rose Stein ES Efficiency & Future Ready	Complete	100%	\$161,200	\$2,061,812	\$1,900,612	\$0	R
Sierra ES Efficiency & Future Ready	Complete	100%	\$670,442	\$1,106,015	\$435,574	\$0	R
Sobesky Academy Efficiency & Future Ready	Complete	100%	\$514,568	\$698,162	\$183,594	\$0	
South Lakewood ES Efficiency & Future Ready	Complete	100%	\$437,988	\$566,175	\$128,187	\$0	
Stober ES Addition & Kitchen Upgrades	Complete	100%	\$0	\$6,707,718	\$6,707,718	\$0	R
Stober ES Addition FF&E	Complete	100%	\$0	\$115,223	\$115,223	\$0	R
Stony Creek ES FF&E	Complete	100%	\$420,000	\$209,116	(\$210,884)	\$0	
Summit Ridge MS Efficiency & Future Ready	Complete	100%	\$1,333,476	\$1,347,413	\$13,937	\$0	
Swanson ES Efficiency & Future Ready	Complete	100%	\$2,147,580	\$2,739,253	\$591,673	\$2,238	MC
Thomson ES FF&E	Complete	100%	\$84,000	\$17,008	(\$66,992)	\$0	R
Van Arsdale ES Efficiency & Future Ready	Complete	100%	\$977,492	\$1,247,729	\$270,236	\$0	
Warren Tech Central Efficiency & Future Ready	Complete	100%	\$274,904	\$274,904	\$0	\$0	
Weber ES Efficiency & Future Ready	Complete	100%	\$584,296	\$2,875,578	\$2,291,282	\$17,912	R
Weber ES FF&E	Complete	100%	\$0	\$105,014	\$105,014	\$0	R
Wheat Ridge HS FF&E	Complete	100%	\$0	\$414,060	\$414,060	\$0	
20th and Hoyt - NOT ON LIST Efficiency & Future Ready	Cancelled	0%	\$0	\$0	\$0	\$0	
Coal Creek Canyon K-8 FF&E	Cancelled	0%	\$0	\$0	\$0	\$0	
Great Work Montessori Charter General Upgrades	Cancelled	0%	\$3,744,412	\$0	(\$3,744,412)	\$0	
Molholm ES FF&E	Cancelled	0%	\$68,250	\$0	(\$68,250)	\$0	R
Peiffer ES FF&E	Cancelled	0%	\$651,000	\$0	(\$651,000)	\$0	R
2023 Subtotals:			\$40,952,614	\$90,101,214	\$49,148,600	\$182,000	

Fiscal Plan Year: 2022		Work Progress		Budget Summary			
Project Description	Phase	%	Original	Current	Variance	Haz-Mat	Notes
Arvada West HS Efficiency & Future Ready	Complete	100%	\$1,038,715	\$1,659,251	\$620,535	\$0	BC
Bear Creek High HS Efficiency & Future Ready	Complete	100%	\$1,138,341	\$1,265,948	\$127,607	\$0	
Bergen Valley ES Efficiency & Future Ready	Complete	100%	\$277,506	\$633,269	\$355,763	\$0	
Blue Heron ES Efficiency & Future Ready	Complete	100%	\$489,889	\$755,238	\$265,349	\$0	
Carmody MS Eff & Future Rdy 2nd Floor	Complete	100%	\$0	\$101,679	\$101,679	\$0	
Charter Doral Academy New Site & School	Complete	100%	\$3,090,152	\$3,626,044	\$535,893	\$0	PI
Charter Rocky Mtn Academy Evergreen General Upgrades	Complete	100%	\$0	\$640,289	\$640,289	\$0	PI
Charter Woodrow Wilson Academy General Upgrades	Complete	100%	\$0	\$642,138	\$642,138	\$0	PI
Colorow ES Efficiency & Future Ready	Complete	100%	\$1,813,115	\$280,270	(\$1,532,845)	\$0	R
Creighton MS Efficiency & Future Ready	Complete	100%	\$876,001	\$1,273,220	\$397,218	\$0	
D'Evelyn Jr/Sr FF&E	Complete	100%	\$0	\$122,236	\$122,236	\$0	
Elk Creek ES Efficiency & Future Ready	Complete	100%	\$590,686	\$693,139	\$102,453	\$0	
Elk Creek ES FF&E	Complete	100%	\$0	\$295,733	\$295,733	\$0	
Emory ES Efficiency & Future Ready	Complete	100%	\$2,261,031	\$2,186,582	(\$74,449)	\$0	
Evergreen MS FF&E	Complete	100%	\$114,000	\$123,298	\$9,298	\$0	
Fairmount Mechanical & LED Upgrades	Complete	100%	\$176,070	\$150,977	(\$25,093)	\$0	
G DW Elevator Upgrades 2022 1-ES 1-MS 1-HS	Complete	100%	\$0	\$300,745	\$300,745	\$0	
G DW Flooring 2022-I 5-ES 3-MS	Complete	100%	\$1,720,830	\$1,943,339	\$222,509	\$255,158	
G DW Flooring 2022-II 7-ES	Complete	100%	\$1,460,855	\$1,519,780	\$58,925	\$545,782	
G DW LED Lighting 2022 8-ES 4-MS 2-HS 2-Other	Complete	100%	\$2,725,479	\$3,108,560	\$383,082	\$0	
G DW Mechanical 2022 3-ES	Complete	100%	\$4,597,740	\$4,416,683	(\$181,057)	\$0	
G DW Modular Bldg Removal 2022 7-ES 1-Other	Complete	100%	\$0	\$476,809	\$476,809	\$0	
G DW Network Upgrades 2022	Complete	100%	\$0	\$14,162,068	\$14,162,068	\$0	DB
G DW Paving 2022 5-ES 1-MS	Complete	100%	\$1,135,050	\$1,117,332	(\$17,718)	\$0	
G DW Playground 2022-I 4-ES	Complete	100%	\$564,500	\$953,213	\$388,713	\$0	
G DW Playground 2022-II 2-ES	Complete	100%	\$147,000	\$346,132	\$199,132	\$0	
G DW Roofing 2022 4-ES 1-MS	Complete	100%	\$2,850,746	\$2,804,350	(\$46,395)	\$30,340	
G DW Security Glass 2022 7-ES 1-MS 1-Other	Complete	100%	\$72,000	\$42,356	(\$29,644)	\$0	
Golden HS Efficiency & Future Ready	Complete	100%	\$535,812	\$519,066	(\$16,746)	\$0	
Green Mountain ES Efficiency & Future Ready	Complete	100%	\$634,629	\$1,136,291	\$501,662	\$38,963	SC

JEFFCO PUBLIC SCHOOLS
Construction Management
Status of Projects by Program



Jeffco Open School FF&E	Complete	100%	\$9,660	\$81,531	\$71,871	\$0	
Lakewood HS Efficiency & Future Ready	Complete	100%	\$2,046,141	\$2,191,977	\$145,836	\$0	
Long View HS Efficiency & Future Ready	Complete	100%	\$240,710	\$363,796	\$123,085	\$16,618	
Mandalay MS Efficiency & Future Ready	Complete	100%	\$771,454	\$918,538	\$147,084	\$0	
Marshdale ES FF&E	Complete	100%	\$1,000,000	\$514,994	(\$485,006)	\$0	
Mitchell ES Efficiency & Future Ready	Complete	100%	\$558,434	\$866,519	\$308,086	\$0	
Mortensen ES Efficiency & Future Ready	Complete	100%	\$538,997	\$1,130,006	\$591,009	\$0	AC
Mt Evans OELS Efficiency & Future Ready	Complete	100%	\$3,210,190	\$5,502,776	\$2,292,586	\$0	MC, UC, SC
North Arvada MS Efficiency & Future Ready	Complete	100%	\$2,392,923	\$2,725,925	\$333,001	\$0	
North Arvada MS FF&E	Complete	100%	\$735,000	\$229,396	(\$505,604)	\$0	
Peck ES Efficiency & Future Ready	Complete	100%	\$276,140	\$373,965	\$97,825	\$0	
Peck ES FF&E	Complete	100%	\$483,000	\$159,634	(\$323,366)	\$0	R
Powderhorn ES FF&E	Complete	100%	\$0	\$701,690	\$701,690	\$0	FFE
Prospect Valley ES FF&E	Complete	100%	\$401,409	\$684,067	\$282,658	\$0	
Ralston Valley HS FF&E	Complete	100%	\$0	\$398,644	\$398,644	\$0	
Red Rocks ES Efficiency & Future Ready	Complete	100%	\$1,260,562	\$1,152,259	(\$108,302)	\$29,940	
Secrest ES Efficiency & Future Ready	Complete	100%	\$407,894	\$608,627	\$200,733	\$5,785	
Shaffer ES Efficiency & Future Ready	Complete	100%	\$434,372	\$1,059,061	\$624,689	\$0	AC
Shelton ES Efficiency & Future Ready	Complete	100%	\$1,309,323	\$1,289,927	(\$19,396)	\$0	
Slater ES Efficiency & Future Ready	Complete	100%	\$1,325,059	\$1,509,918	\$184,859	\$0	
Standley Lake HS FF&E	Complete	100%	\$1,377,600	\$1,309,238	(\$68,362)	\$0	
Stevens ES Efficiency & Future Ready	Complete	100%	\$624,688	\$715,176	\$90,488	\$0	
Stony Creek ES Efficiency & Future Ready	Complete	100%	\$736,204	\$724,785	(\$11,418)	\$0	
Swanson ES Playground Upgrades	Complete	100%	\$175,000	\$178,679	\$3,679	\$0	
Thomson ES Efficiency & Future Ready	Complete	100%	\$664,090	\$980,485	\$316,395	\$97,380	
Ute Meadows ES Efficiency & Future Ready	Complete	100%	\$794,084	\$770,457	(\$23,627)	\$0	
Vanderhoof ES FF&E	Complete	100%	\$0	\$48,033	\$48,033	\$0	
Warder ES Efficiency & Future Ready	Complete	100%	\$512,728	\$1,289,897	\$777,169	\$22,899	MC,SC
Warren Tech North Efficiency & Future Ready	Complete	100%	\$425,202	\$1,119,744	\$694,542	\$19,784	MC,EC
Weber ES Walk-In Freezer	Complete	100%	\$63,000	\$40,382	(\$22,618)	\$0	
West Jeff ES Efficiency & Future Ready	Complete	100%	\$178,130	\$379,172	\$201,042	\$0	
Westgate ES Efficiency & Future Ready	Complete	100%	\$1,094,042	\$1,739,206	\$645,164	\$27,610	MC, SC
Wheat Ridge HS Efficiency & Future Ready	Complete	100%	\$13,848,732	\$14,459,380	\$610,647	\$0	MC, SC
Wilmore Davis ES Efficiency & Future Ready	Complete	100%	\$1,100,225	\$1,503,715	\$403,490	\$0	MC, SC
Wilmore-Davis ES FF&E	Complete	100%	\$218,850	\$136,870	(\$81,980)	\$0	R
Windy Peak OELS Efficiency & Future Ready	Complete	100%	\$3,340,982	\$2,894,934	(\$446,049)	\$0	
West Jefferson MS FF&E Phase II (cancelled)	Cancelled	0%	\$0	\$0	\$0	\$0	
2022 Subtotals:			\$70,864,972	\$98,049,438	\$27,184,466	\$1,090,259	

Fiscal Plan Year: 2021 Project Description	Work Progress		Budget Summary				
	Phase	%	Original	Current	Variance	Haz-Mat	Notes
Marshdale ES Replace School	Complete	100%	\$20,000,000	\$19,466,029	(\$533,971)	\$103,965	UC, EC
Alameda Int'l Jr-Sr HS FF&E	Complete	100%	\$378,000	\$911,087	\$533,087	\$0	FFE
Allendale ES Efficiency & Future Ready	Complete	100%	\$752,628	\$60,252	(\$692,376)	\$0	
Allendale ES FF&E	Complete	100%	\$365,872	\$71,409	(\$294,464)	\$0	
Bell MS FF&E	Complete	100%	\$225,000	\$787,916	\$562,916	\$0	FFE
CTE South FF&E	Complete	100%	\$500,000	\$199,432	(\$300,568)	\$0	
Carmody MS Efficiency & Future Ready	Complete	100%	\$1,589,108	\$1,863,863	\$274,754	\$23,327	
Carmody MS FF&E	Complete	100%	\$94,500	\$400,363	\$305,863	\$0	
Charter Compass Montessori Golden General Upgrades	Complete	100%	\$0	\$640,767	\$640,767	\$0	PI
Charter Two Roads Arvada General Upgrades	Complete	100%	\$0	\$637,477	\$637,477	\$0	PI
Chatfield HS Efficiency & Future Ready	Complete	100%	\$2,736,353	\$3,053,667	\$317,314	\$0	
Columbine HS FF&E	Complete	100%	\$1,470,000	\$1,308,175	(\$161,825)	\$0	
D'Evelyn Jr-Sr HS Addition	Complete	100%	\$870,082	\$6,364,871	\$5,494,788	\$0	SC, DB
Dakota Ridge HS Efficiency & Future Ready	Complete	100%	\$3,162,502	\$3,179,475	\$16,973	\$0	
Deane ES Efficiency & Future Ready	Complete	100%	\$847,878	\$609,560	(\$238,318)	\$12,521	
Dennison ES Efficiency & Future Ready	Complete	100%	\$966,488	\$1,053,290	\$86,802	\$87,945	
Dennison ES FF&E	Complete	100%	\$42,840	\$520,475	\$477,635	\$0	FFE
Deviny ES Efficiency & Future Ready	Complete	100%	\$745,596	\$954,282	\$208,686	\$15,009	
Deviny ES FF&E	Complete	100%	\$105,000	\$344,658	\$239,658	\$0	
Evergreen HS Renovation & General Upgrades	Complete	100%	\$9,855,564	\$9,873,283	\$17,719	\$565,824	
Evergreen MS Renovation & Upgrades	Complete	100%	\$7,606,755	\$7,324,938	(\$281,817)	\$201,784	
Everitt MS Efficiency & Future Ready	Complete	100%	\$3,000,921	\$2,891,753	(\$109,168)	\$91,559	
Everitt MS FF&E	Complete	100%	\$297,500	\$271,898	(\$25,602)	\$0	
Fitzmorris ES Efficiency & Future Ready	Complete	100%	\$1,059,436	\$990,847	(\$68,589)	\$20,910	
Fitzmorris ES FF&E	Complete	100%	\$110,250	\$295,485	\$185,235	\$0	

JEFFCO PUBLIC SCHOOLS
Construction Management
Status of Projects by Program



Foster ES FF&E	Complete	100%	\$498,750	\$303,351	(\$195,399)	\$0	
G DW Field Improvements 2021 1-ES 4-HS	Complete	100%	\$2,887,500	\$11,410,643	\$8,523,143	\$0	SC
G DW Flooring 2021 5-ES	Complete	100%	\$1,306,266	\$1,666,209	\$359,943	\$0	
G DW LED Lighting 2021 11-ES	Complete	100%	\$1,835,700	\$1,566,874	(\$268,826)	\$2,440	
G DW Mechanical 2021 5-ES	Complete	100%	\$2,924,250	\$4,114,555	\$1,190,305	\$81,480	SC
G DW Modular Bldg Removal 2021 5-ES	Complete	100%	\$0	\$201,014	\$201,014	\$0	
G DW Paving 2021 3-ES	Complete	100%	\$682,500	\$603,614	(\$78,886)	\$0	
G DW Playgrounds 2021 9-ES	Complete	100%	\$692,475	\$1,993,267	\$1,300,792	\$0	MC,SC
G DW Roofing 2021 5-ES	Complete	100%	\$1,887,929	\$1,659,341	(\$228,588)	\$0	
G DW Security Glass 2021 6-ES 5-MS 1-HS	Complete	100%	\$96,000	\$50,086	(\$45,914)	\$0	
Golden HS Doors Replacement	Complete	100%	\$263,486	\$257,443	(\$6,043)	\$0	
Green Mountain ES FF&E	Complete	100%	\$38,663	\$134,641	\$95,978	\$0	
H DW Elevator Upgrades 2021 6-ES 7-MS 9-HS 4-Other	Complete	100%	\$0	\$308,220	\$308,220	\$0	
Jeffco Open School Efficiency & Future Ready	Complete	100%	\$9,700,287	\$12,143,044	\$2,442,757	\$187,125	MC
Jefferson Academy Charter Debt Repayment	Complete	100%	\$0	\$1,281,894	\$1,281,894	\$0	PI
Jefferson Jr-Sr HS FF&E	Complete	100%	\$0	\$144,466	\$144,466	\$0	
Kullerstrand ES Efficiency & Future Ready	Complete	100%	\$1,143,045	\$1,184,548	\$41,503	\$97,555	
Kullerstrand ES FF&E	Complete	100%	\$147,000	\$245,268	\$98,268	\$0	
Kyffin ES Efficiency & Future Ready	Complete	100%	\$4,144,305	\$3,764,961	(\$379,344)	\$84,114	
Kyffin ES FF&E	Complete	100%	\$341,250	\$368,699	\$27,449	\$0	
Lasley ES Efficiency & Future Ready	Complete	100%	\$632,859	\$639,300	\$6,441	\$11,149	MC
Lasley ES FF&E	Complete	100%	\$441,000	\$140,271	(\$300,729)	\$0	
Lawrence ES Efficiency & Future Ready	Complete	100%	\$2,443,566	\$2,110,024	(\$333,542)	\$0	
Lumberg ES FF&E	Complete	100%	\$551,250	\$516,204	(\$35,046)	\$0	
Manning School FF&E	Complete	100%	\$21,105	\$391,779	\$370,674	\$0	
Maple Grove ES Efficiency & Future Ready	Complete	100%	\$807,121	\$723,322	(\$83,799)	\$28,360	
Maple Grove ES FF&E	Complete	100%	\$194,250	\$289,580	\$95,330	\$0	
Miller Special School Efficiency & Future Ready	Complete	100%	\$1,616,366	\$1,663,231	\$46,865	\$4,947	
Parmalee ES FF&E	Complete	100%	\$168,000	\$172,959	\$4,959	\$0	
Patterson Cottages Efficiency & Future Ready	Complete	100%	\$360,591	\$258,407	(\$102,184)	\$28,458	
Patterson International Efficiency & Future Ready	Complete	100%	\$526,229	\$595,884	\$69,655	\$32,212	
Pomona HS FF&E	Complete	100%	\$1,050,000	\$452,957	(\$597,043)	\$0	
Powderhorn ES Addition & General Upgrades	Complete	100%	\$5,876,860	\$6,184,263	\$307,402	\$15,600	
Prospect Valley ES Replace School	Complete	100%	\$20,000,000	\$22,003,559	\$2,003,559	\$623,093	MC, UC
Ralston Valley HS Addition & General Upgrades	Complete	100%	\$7,625,513	\$8,449,524	\$824,011	\$0	MC
Ryan ES Efficiency & Future Ready	Complete	100%	\$1,213,833	\$1,201,999	(\$11,834)	\$0	
Ryan ES FF&E	Complete	100%	\$362,250	\$334,842	(\$27,408)	\$0	
Sheridan Green ES Efficiency & Future Ready	Complete	100%	\$851,758	\$1,267,442	\$415,684	\$0	
Sheridan Green ES FF&E	Complete	100%	\$473,550	\$173,067	(\$300,483)	\$0	
Slater ES Asbestos Abatement	Complete	100%	\$0	\$0	\$0	\$5,850	
Standley Lake HS Addition & General Upgrades	Complete	100%	\$8,033,020	\$8,090,803	\$57,784	\$0	
Stott ES Efficiency & Future Ready	Complete	100%	\$826,580	\$878,236	\$51,656	\$87,872	
Vanderhoof ES Efficiency & Future Ready	Complete	100%	\$1,707,668	\$2,141,485	\$433,817	\$134,165	
Wayne Carle MS FF&E	Complete	100%	\$182,000	\$152,624	(\$29,376)	\$0	
Westridge ES Efficiency & Future Ready	Complete	100%	\$418,174	\$457,776	\$39,602	\$0	
Jefferson Acad. Elementary Charter	Cancelled	0%	\$640,682	\$0	(\$640,682)	\$0	
2021 Subtotals:			\$142,395,904	\$166,766,928	\$24,371,021	\$2,547,264	

Fiscal Plan Year: 2020		Work Progress		Budget Summary			
Project Description	Phase	%	Original	Current	Variance	Haz-Mat	Notes
Adams ES Efficiency & Future Ready	Complete	100%	\$1,053,714	\$991,491	(\$62,223)	\$0	
Arvada HS FF&E	Complete	100%	\$1,417,500	\$1,063,645	(\$353,855)	\$0	
Arvada K-8 Efficiency & Future Ready	Complete	100%	\$2,094,864	\$1,957,848	(\$137,015)	\$245,688	
Bell MS Addition & General Upgrades	Complete	100%	\$6,877,348	\$6,948,575	\$71,227	\$88,323	
Belmar ES Efficiency & Future + Paving	Complete	100%	\$690,210	\$848,999	\$158,790	\$85,281	
Belmar School of Integ. Arts FF&E	Complete	100%	\$78,750	\$374,494	\$295,744	\$0	
Brady Exploration School Efficiency & Future Ready	Complete	100%	\$1,752,517	\$1,914,897	\$162,380	\$0	
CTE South New Bldg	Complete	100%	\$10,000,000	\$10,131,754	\$131,754	\$0	

Report Date: 15-Mar-26

JEFFCO PUBLIC SCHOOLS
Construction Management
Status of Projects by Program



Charter Compass Montessori Wheat Ridge General Upgrades	Complete	100%	\$3,090,152	\$2,652,177	(\$437,974)	\$0	CC,PI
Charter Excel Academy Charter School General Upgrades	Complete	100%	\$3,090,152	\$3,831,583	\$741,431	\$0	PI
Charter Lincoln Academy Charter School General Upgrades	Complete	100%	\$3,090,152	\$3,827,478	\$737,326	\$0	PI
Charter Montessori Peaks Academy General Upgrades	Complete	100%	\$3,090,152	\$3,834,456	\$744,304	\$0	PI
Charter New America School New Building (formerly General Upgrades)	Complete	100%	\$3,090,152	\$3,146,962	\$56,810	\$0	PI
Charter Rocky Mountain Deaf School General Upgrades	Complete	100%	\$2,769,962	\$3,491,320	\$721,359	\$0	PI
Columbine Hills ES Efficiency & Future Ready	Complete	100%	\$820,608	\$1,030,910	\$210,302	\$18,306	
Conifer HS Addition & General Upgrades	Complete	100%	\$7,550,789	\$10,438,428	\$2,887,639	\$0	MC,UC,OB
Conifer HS FF&E	Complete	100%	\$892,500	\$928,551	\$36,051	\$0	
Coronado ES Efficiency & Future Ready	Complete	100%	\$2,377,700	\$2,211,237	(\$166,463)	\$11,023	
Coronado ES FF&E	Complete	100%	\$525,000	\$192,990	(\$332,010)	\$0	
Dunstan MS Technology Upgrades	Complete	100%	\$18,000	\$15,356	(\$2,644)	\$0	
Dutch Creek ES Efficiency & Future Ready	Complete	100%	\$1,101,361	\$1,238,749	\$137,388	\$38,240	
Dutch Creek ES FF&E	Complete	100%	\$472,500	\$146,847	(\$325,653)	\$0	
Eiber ES Efficiency & Future Ready	Complete	100%	\$1,016,502	\$1,382,154	\$365,653	\$128,504	
Eiber ES FF&E	Complete	100%	\$598,500	\$248,332	(\$350,168)	\$0	
Foothills ES Efficiency & Future Ready	Complete	100%	\$883,658	\$1,127,680	\$244,022	\$51,404	
Foothills ES FF&E	Complete	100%	\$378,000	\$137,254	(\$240,746)	\$0	
Foster ES Addition & General Upgrades	Complete	100%	\$5,364,815	\$5,875,454	\$510,639	\$203,716	SC
Fremont ES Efficiency & Future Ready	Complete	100%	\$1,038,912	\$1,087,700	\$48,788	\$102,186	
Fremont ES FF&E	Complete	100%	\$157,500	\$322,246	\$164,746	\$0	
Green Gables ES Efficiency & Future Ready	Complete	100%	\$1,477,970	\$1,471,253	(\$6,717)	\$71,513	
Green Gables ES FF&E	Complete	100%	\$399,000	\$95,144	(\$303,856)	\$0	
Green Mountain HS FF&E	Complete	100%	\$1,417,500	\$1,038,636	(\$378,864)	\$0	
H 581 Conference Place Reopen Phase 2	Complete	100%	\$0	\$506,698	\$506,698	\$0	UC,ED,SC
H DW Elevator Upgrades 3-ES 5-MS 2-HS 2-Other	Complete	100%	\$58,568	\$370,908	\$312,340	\$0	
H DW Field Improvements 11-HS	Complete	100%	\$8,400,000	\$19,162,749	\$10,762,749	\$172,216	SC,19M
H DW Fire Sprinklers Replacement 3-ES 1-MS 1-Other	Complete	100%	\$139,253	\$128,389	(\$10,863)	\$0	
H DW Flooring 2020-I 2-ES 2-Other	Complete	100%	\$600,430	\$642,980	\$42,550	\$47,252	
H DW Flooring 2020-II 4-ES	Complete	100%	\$411,604	\$395,793	(\$15,811)	\$58,547	
H DW HVAC 2020 2-ES 1-Other	Complete	100%	\$1,926,540	\$2,082,151	\$155,611	\$35,165	
H DW IT Cameras 2020 24-ES 6-MS 9-HS 14-Other	Complete	100%	\$878,600	\$862,398	(\$16,202)	\$0	
H DW LED Lighting - Interior 17-ES 1-Other	Complete	100%	\$2,781,920	\$2,881,698	\$99,778	\$31,522	
H DW Modular Bldg Removal 2020 8-ES 1-MS 1-HS	Complete	100%	\$0	\$445,625	\$445,625	\$0	
H DW Network Upgrades 66-ES 15-MS 15-HS 30-Other	Complete	100%	\$7,000,000	\$7,437,932	\$437,932	\$0	
H DW Paving 2020-I 2-ES	Complete	100%	\$225,750	\$311,775	\$86,025	\$0	
H DW Paving 2020-II 3-ES 1-Other	Complete	100%	\$509,250	\$532,621	\$23,371	\$0	
H DW Playgrounds 2020 8-ES 1-Other	Complete	100%	\$1,051,742	\$1,372,625	\$320,883	\$0	
H DW Roofing 2020-I 3-ES 1-Other	Complete	100%	\$2,182,195	\$2,390,300	\$208,105	\$0	
H DW Roofing 2020-II 4-ES 1-MS 1-HS	Complete	100%	\$1,398,952	\$1,032,486	(\$366,466)	\$0	
H DW Security Glass 2020-I 13-ES	Complete	100%	\$88,000	\$52,125	(\$35,875)	\$7,829	
Hackberry Hill ES Efficiency & Future Ready	Complete	100%	\$708,508	\$551,787	(\$156,721)	\$0	
Hutchinson ES Efficiency & Future Ready	Complete	100%	\$1,849,313	\$1,770,012	(\$79,301)	\$89,801	
Hutchinson ES FF&E	Complete	100%	\$288,750	\$93,708	(\$195,042)	\$0	
Jefferson HS Addition & General Upgrades	Complete	100%	\$12,225,139	\$12,137,770	(\$87,369)	\$341,668	
Ken Caryl MS FACS CR + Bldg Signage	Complete	100%	\$343,200	\$374,447	\$31,247	\$22,608	
Kendrick Lakes ES FF&E	Complete	100%	\$658,840	\$612,175	(\$46,665)	\$0	
Lukas ES Efficiency & Future Ready	Complete	100%	\$1,106,650	\$1,147,495	\$40,845	\$0	
Lukas ES FF&E	Complete	100%	\$151,450	\$86,577	(\$64,873)	\$0	
Lumberg ES Addition & General Upgrades	Complete	100%	\$7,397,620	\$7,302,442	(\$95,178)	\$298,902	
Manning School Addition & General Upgrades	Complete	100%	\$6,403,971	\$6,355,245	(\$48,726)	\$29,972	
Parmalee ES Addition & General Upgrades	Complete	100%	\$3,571,423	\$4,178,109	\$606,686	\$40,777	SC
Pomona HS Addition & General Upgrades	Complete	100%	\$9,368,604	\$8,776,421	(\$592,183)	\$0	
Ralston ES Efficiency & Future Ready	Complete	100%	\$827,236	\$916,564	\$89,327	\$102,488	

JEFFCO PUBLIC SCHOOLS
Construction Management
Status of Projects by Program



Semper ES Efficiency & Future Ready	Complete	100%	\$1,540,562	\$1,582,813	\$42,251	\$0	
Stober ES Efficiency & Future Ready	Complete	100%	\$3,492,085	\$3,413,009	(\$79,076)	\$142,252	
Stober ES FF&E	Complete	100%	\$78,750	\$190,522	\$111,772	\$0	
Three Creeks K-8 FF&E	Complete	100%	\$0	\$194,960	\$194,960	\$0	
Trailblazer Stadium Efficiency & Future Ready	Complete	100%	\$4,415,250	\$4,275,888	(\$139,362)	\$0	
Vivian ES Efficiency & Future Ready	Complete	100%	\$1,506,673	\$1,752,143	\$245,470	\$116,661	
Wayne Carle MS Addition & General Upgrades	Complete	100%	\$5,201,180	\$4,901,563	(\$299,617)	\$0	
Welchester ES Efficiency & Future Ready	Complete	100%	\$1,407,615	\$1,726,787	\$319,172	\$60,146	
Welchester ES FF&E	Complete	100%	\$288,750	\$80,358	(\$208,392)	\$0	
West Jefferson MS Efficiency & Future Ready	Complete	100%	\$1,809,680	\$1,693,835	(\$115,845)	\$0	
Westridge ES HVAC	Complete	100%	\$780,720	\$1,536,383	\$755,663	\$0	OB,EC,SC
Wilmot ES FF&E	Complete	100%	\$304,500	\$347,176	\$42,676	\$0	
Witt ES Efficiency & Future Ready	Complete	100%	\$1,737,130	\$2,006,960	\$269,830	\$103,815	
Witt ES FF&E	Complete	100%	\$220,350	\$127,368	(\$92,982)	\$0	
2020 Subtotals:			\$164,013,193	\$182,752,993	\$18,733,182	\$2,739,181	

Fiscal Plan Year: 2019	Work Progress		Budget Summary				
Project Description	Phase	%	Original	Current	Variance	Haz-Mat	Notes
Adams ES FF&E	Complete	100%	\$324,450	\$155,779	(\$168,671)	\$0	
Alameda HS Addition & General Upgrades	Complete	100%	\$19,055,745	\$30,295,034	\$11,239,289	\$0	UC,SC
Alameda Int'l Jr-Sr Asbestos Abatement	Complete	100%	\$0	\$0	\$0	\$2,531,887	MC
Arvada HS Addition & General Upgrades	Complete	100%	\$12,018,096	\$15,234,824	\$3,216,728	\$222,010	UC,OB,EC
Arvada K8 FF&E	Complete	100%	\$0	\$709,697	\$709,697	\$0	19M
Charter Addenbrooke Classical Academy General Upgrades	Complete	100%	\$3,090,152	\$3,828,963	\$738,811	\$0	PI
Charter Collegiate Academy of Colorado General Upgrades	Complete	100%	\$3,090,152	\$3,719,749	\$629,597	\$0	PI
Charter Mountain Phoenix Community School General Upgrades	Complete	100%	\$3,090,152	\$3,832,235	\$742,083	\$0	PI
Charter-Compass Montessori Golden Debt Repayment	Complete	100%	\$3,090,152	\$4,246,502	\$1,156,350	\$0	CC
Charter-Jefferson Acad. Secondary Addition	Complete	100%	\$6,180,304	\$6,213,940	\$33,636	\$0	CC,PI
Charter-Rocky Mtn Acad. Evergreen Debt Repayment	Complete	100%	\$3,090,152	\$3,101,864	\$11,712	\$0	PI
Charter-Two Roads Arvada Debt Repayment	Complete	100%	\$3,090,152	\$3,104,376	\$14,224	\$0	PI
Charter-Woodrow Wilson Academy Debt Repayment	Complete	100%	\$3,090,152	\$3,101,768	\$11,616	\$0	PI
Columbine HS Addition & General Upgrades	Complete	100%	\$11,482,013	\$17,847,095	\$6,365,082	\$272,854	UC,SC,OB
Creighton MS FF&E	Complete	100%	\$0	\$162,251	\$162,251	\$0	
Evergreen HS Storm Drain Repair	Complete	100%	\$0	\$389,281	\$389,281	\$0	
Everitt MS Library Renovation	Complete	100%	\$545,789	\$545,789	\$0	\$0	
Green Mountain HS Addition & General Upgrades	Complete	100%	\$11,105,728	\$12,169,414	\$1,063,686	\$70,021	MC,UC,SC
H DW Building Lighting 1-MS	Complete	100%	\$299,775	\$946,487	\$646,712	\$0	19M
H DW Curtain Riggings 8-HS	Complete	100%	\$0	\$173,922	\$173,922	\$0	
H DW FF&E Allocation 8-ES 3-Other	Complete	100%	\$0	\$43,746	\$43,746	\$0	
H DW Field Improvements 1-MS 8-HS 1-Other	Complete	100%	\$12,157,500	\$20,327,403	\$8,169,903	\$0	SC,19M
H DW Fire Alarms 1-ES 1-MS 1-HS 1-Other	Complete	100%	\$64,877	\$177,130	\$112,254	\$0	
H DW Flooring 11-ES 4-Other	Complete	100%	\$886,851	\$1,563,346	\$676,495	\$321,861	19M
H DW Gym Divider Curtains 6-MS 1-Other	Complete	100%	\$0	\$336,487	\$336,487	\$0	
H DW HVAC 2-MS	Complete	100%	\$185,913	\$1,500,354	\$1,314,441	\$0	19M
H DW IT Cameras 51-ES 1-HS 2-Other	Complete	100%	\$774,304	\$665,351	(\$108,953)	\$0	
H DW Irrigation 2-ES 1-MS 2-HS	Complete	100%	\$0	\$513,353	\$513,353	\$0	19M
H DW Modular Bldg Removal 8-ES 1-MS 2-Other	Complete	100%	\$0	\$408,390	\$408,390	\$0	
H DW Paving 6-ES 1-MS	Complete	100%	\$799,050	\$1,645,759	\$846,709	\$0	19M
H DW Playgrounds 4-ES 3-Other	Complete	100%	\$873,810	\$1,566,807	\$692,997	\$0	19M
H DW Roofing 3-ES 1-HS	Complete	100%	\$2,504,598	\$4,139,927	\$1,635,329	\$0	SC
H DW Security Glass 9-ES	Complete	100%	\$67,997	\$43,303	(\$24,694)	\$6,504	
H DW Site Lighting 4-ES 2-Other	Complete	100%	\$130,000	\$807,114	\$677,114	\$0	19M
H North Area Transportation-Joyce Renovation	Complete	100%	\$349,400	\$467,466	\$118,066	\$0	