WILLOUGHBY-EASTLAKE CITY SCHOOL DISTRICT

ACCUMULATED MONTHLY FINANCIAL REPORT MONTH ENDED FEBRUARY 28, 2026

PREPARED BY:
Willoughby-Eastlake City Schools School District
Treasurer's Office
Nicholas E. Ciarniello, Treasurer/CFO

Table of Contents

General Fund Variance Report 1

Spending Plan Summary 2

Revenue vs Estimate Report 3

Expenditure vs Appropriation Report 5

Disbursement Summary Report 9

Cash Summary Report 24

Cash Reconciliation 31

Monthly Cash and Investments 32

RedTree Investment Summary 33

Willoughby-Eastlake City School District
General Fund Fund Balances
Variance Report February 28, 2026

	July	August	September	October	November	December	January	February	March	April	May	June
FY 2024	$ 47,268,460	$ 57,537,988	$ 52,020,692	$ 49,946,611	$ 43,184,558	$ 36,626,951	$ 30,651,987	$ 37,883,427	$ 30,285,904	$ 52,377,024	$ 45,505,534	$ 40,601,798
FY 2025	$ 53,252,855	$ 63,691,024	$ 58,483,005	$ 55,298,011	$ 47,717,716	$ 41,586,548	$ 34,938,822	$ 48,311,563	$ 66,716,808	$ 59,822,587	$ 39,225,085	$ 31,192,899
Est. FY26	$ 46,986,736	$ 59,518,681	$ 52,890,271	$ 50,151,127	$ 42,189,533	$ 35,075,792	$ 27,838,952	$ 36,096,242	$ 51,640,018	$ 45,985,727	$ 38,755,747	$ 34,336,386
Actual FY26	$ 36,220,186	$ 57,362,933	$ 51,056,001	$ 48,523,352	$ 41,080,606	$ 34,207,189	$ 27,343,853	$ 38,919,663				

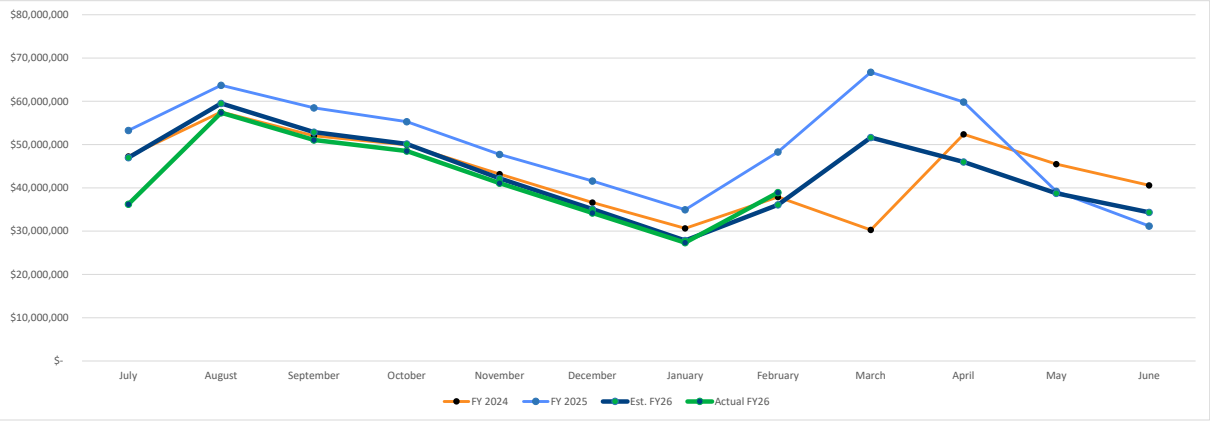

Willoughby-Eastlake City School District
General Fund Fund Revenues
Variance Report February 28, 2026

	July	August	September	October	November	December	January	February	March	April	May	June
FY 2024	$ 24,751,658	$ 43,841,827	$ 46,305,821	$ 52,963,965	$ 54,904,936	$ 56,886,878	$ 58,867,583	$ 74,892,382	$ 76,864,501	$ 108,056,575	$ 110,039,691	$ 116,425,758
FY 2025	$ 21,362,955	$ 41,473,846	$ 44,090,826	$ 50,133,498	$ 52,095,582	$ 54,748,533	$ 56,618,217	$ 79,533,902	$ 107,850,168	$ 109,975,810	$ 116,962,952	$ 119,789,159
Est. FY26	$ 25,138,494	$ 47,890,472	$ 50,184,793	$ 56,898,888	$ 59,028,268	$ 61,283,166	$ 63,528,436	$ 81,700,241	$ 107,434,424	$ 111,425,048	$ 113,769,452	$ 120,647,964
Actual FY26	$ 14,889,196	$ 44,757,946	$ 46,857,092	$ 53,822,067	$ 56,138,200	$ 58,146,171	$ 60,145,011	$ 81,213,968				

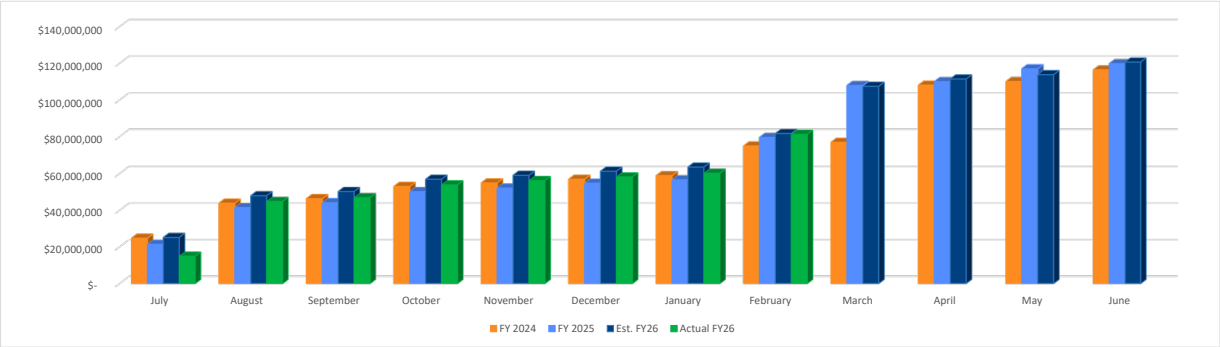

Willoughby-Eastlake City School District
General Fund Fund Expenditures
Variance Report February 28, 2026

	July	August	September	October	November	December	January	February	March	April	May	June
FY 2024	$ 8,940,344	$ 17,760,985	$ 25,742,275	$ 34,474,500	$ 43,177,525	$ 51,717,073	$ 59,672,742	$ 68,466,101	$ 78,035,743	$ 87,136,697	$ 95,991,303	$ 107,293,705
FY 2025	$ 8,695,448	$ 18,768,171	$ 26,193,170	$ 35,420,835	$ 44,963,213	$ 53,747,333	$ 62,264,744	$ 71,807,687	$ 81,718,709	$ 90,738,571	$ 118,323,215	$ 129,181,609
Est. FY26	$ 9,344,657	$ 19,564,690	$ 28,487,421	$ 37,940,660	$ 48,031,634	$ 57,400,273	$ 66,882,383	$ 76,796,898	$ 86,987,305	$ 96,632,220	$ 106,206,604	$ 117,504,477
Actual FY26	$ 9,861,908	$ 18,587,912	$ 26,993,989	$ 36,491,613	$ 46,250,493	$ 55,131,881	$ 63,994,057	$ 73,487,203				

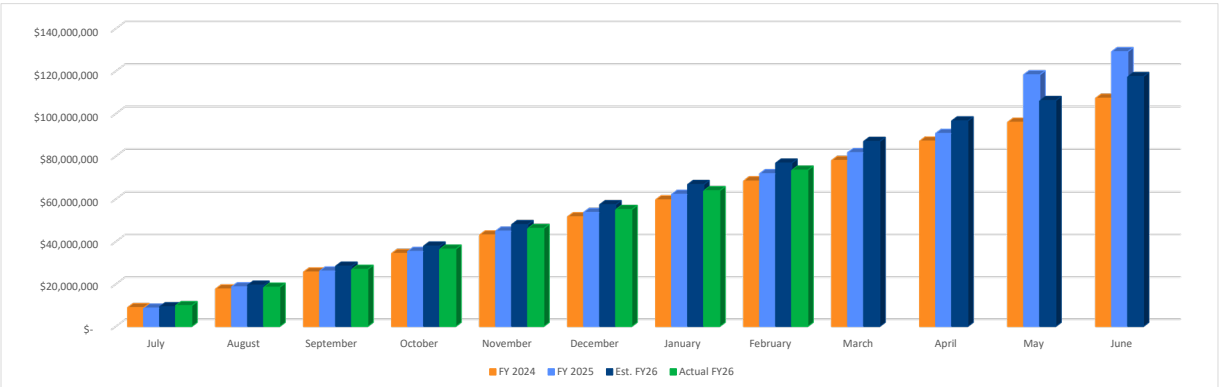

Willoughby-Eastlake City
Spending Plan Summary

ODE Line Number	Monthly Estimate	Monthly Actual	Monthly Difference	FYTDEstimate	FYTDActual	FYTDDifference
01.010 General Property (Real Estate)	$ 15,855,535.00	$ 19,500,000.00	$ 3,644,465.00	$ 54,645,516.00	$ 54,593,587.33	$ (51,928.67)
01.020 Tangible Personal Property Tax	0.00	0.00	0.00	4,128,599.00	4,179,453.44	50,854.44
01.030 Income Tax	0.00	0.00	0.00	0.00	0.00	0.00
01.035 Unrestricted Grants-in-Aid	1,527,021.00	1,409,248.55	(117,772.45)	11,738,514.00	11,799,281.50	60,767.50
01.040 Restricted Grants-in-Aid	139,884.00	111,609.44	(28,274.56)	924,256.00	926,982.26	2,726.26
01.045 Restricted Federal Grants-in-Aid - SFSF	0.00	0.00	0.00	0.00	0.00	0.00
01.050 State Reimbursement for Property Tax Credits	0.00	0.00	0.00	4,536,090.00	4,534,130.01	(1,959.99)
01.060 All Other Operating Revenue	599,365.00	47,850.39	(551,514.61)	4,611,637.00	4,165,239.03	(446,397.97)
01.070 Total Revenue	18,121,805.00	21,068,708.38	2,946,903.38	80,584,612.00	80,198,673.57	(385,938.43)
02.010 Proceeds from Sale of Notes	0.00	0.00	0.00	0.00	0.00	0.00
02.020 State Emergency Loans & Advancements (Approved)	0.00	0.00	0.00	0.00	0.00	0.00
02.040 Operating Transfers-In	0.00	0.00	0.00	0.00	0.00	0.00
02.050 Advances-In	0.00	0.00	0.00	1,000,629.00	1,000,628.79	(0.21)
02.060 All Other Financial Sources	50,000.00	248.75	(49,751.25)	115,000.00	14,665.68	(100,334.32)
02.070 Total Other Financing Sources	50,000.00	248.75	(49,751.25)	1,115,629.00	1,015,294.47	(100,334.53)
02.080 Total Revenues and Other Financing Sources	18,171,805.00	21,068,957.13	2,897,152.13	81,700,241.00	81,213,968.04	(486,272.96)
03.010 Personal Services	5,128,061.00	4,980,744.02	(147,316.98)	40,336,405.00	39,485,294.95	(851,110.05)
03.020 Employees' Retirement/Insurance Benefits	2,002,234.00	1,958,763.11	(43,470.89)	16,146,073.00	15,970,373.27	(175,699.73)
03.030 Purchased Services	1,997,236.00	1,860,337.35	(136,898.65)	12,897,554.00	12,017,653.47	(879,900.53)
03.040 Supplies and Materials	222,558.00	174,262.82	(48,295.18)	3,617,144.00	2,630,396.76	(986,747.24)
03.050 Capital Outlay	0.00	0.00	0.00	23,000.00	38,999.99	15,999.99
03.060 Intergovernmental	0.00	0.00	0.00	0.00	0.00	0.00
04.010 Debt Service: All Principal (Historical)	0.00	0.00	0.00	0.00	94,000.00	94,000.00
04.020 Debt Service: Principal-Notes	0.00	264,468.00	264,468.00	0.00	264,468.00	264,468.00
04.030 Debt Service: Principal - State Loans	0.00	0.00	0.00	0.00	0.00	0.00
04.040 Debt Service: Principal - State Advancements	0.00	0.00	0.00	0.00	0.00	0.00
04.050 Debt Service: Principal - HB 264 Loans	0.00	0.00	0.00	595,000.00	595,000.00	0.00
04.055 Debt Service: Principal - Other	264,470.00	0.00	(264,470.00)	358,470.00	0.00	(358,470.00)
04.060 Debt Service: Interest and Fiscal Charges	219,627.00	213,677.17	(5,949.83)	444,124.00	444,124.34	0.34
04.300 Other Objects	80,329.00	40,894.19	(39,434.81)	1,429,128.00	1,031,892.50	(397,235.50)
04.500 Total Expenditures	9,914,515.00	9,493,146.66	(421,368.34)	75,846,898.00	72,572,203.28	(3,274,694.72)
05.010 Operational Transfers - Out	0.00	0.00	0.00	950,000.00	915,000.00	(35,000.00)
05.020 Advances - Out	0.00	0.00	0.00	0.00	0.00	0.00
05.030 All Other Financing Uses	0.00	0.00	0.00	0.00	0.00	0.00
05.040 Total Other Financing Uses	0.00	0.00	0.00	950,000.00	915,000.00	(35,000.00)
05.050 Total Expenditure and Other Financing Uses	9,914,515.00	9,493,146.66	(421,368.34)	76,796,898.00	73,487,203.28	(3,309,694.72)
06.010 Excess Rev & Oth Financing Sources over(under) Exp & Oth F	8,257,290.00	11,575,810.47	3,318,520.47	4,903,343.00	7,726,764.76	2,823,421.76
07.010 Cash Balance-July1 -Excluding Proposed Renew/Replace & New	0.00	27,343,852.87	27,343,852.87	0.00	31,192,898.58	31,192,898.58
07.020 Cash Balance June 30	8,257,290.00	38,919,663.34	30,662,373.34	4,903,343.00	38,919,663.34	34,016,320.34
08.010 Estimated Encumbrances June 30	0.00	8,292,904.02	8,292,904.02	0.00	8,292,904.02	8,292,904.02

2

Willoughby-Eastlake City School District
Revenue vs Estimate Report
For The Month Ended February 28, 2026

SM-2 LINE #	RECEIPT CODE	REVENUE SOURCE	FISCAL YR 2026 ESTIMATE	66.67% FYTD ACTUAL	% OF FISCAL YR 2026 ESTIMATE
Revenues:					
1.010	1111	General Property Tax (Real Estate)	$ 74,997,328	$ 54,593,587	72.79%
1.020	1122	Public Utility Tangible Tax	$ 8,821,882	$ 4,179,453	47.38%
1.035	3110	State Foundation	$ 17,500,437	$ 11,358,242	64.90%
1.035	3190	Other Unrestricted Grants-In-Aid Casino	452,628	441,040	97.44%
			$ 17,953,065	$ 11,799,282	65.72%
1.040	3211	Economic Disadvantaged Funding	$ 818,520	$ 544,972	66.58%
1.040	3215	Career Technical Education Funding	74,775	53,002	70.88%
1.040	3216	Gifted Education Funding	126,303	86,359	68.37%
1.040	3217	English Learner Funding	14,424	9,840	68.22%
1.040	3218	Student Wellness and Success Funding	280,436	188,140	67.09%
1.040	3219	State Subsidy - Science of Reading	48,011	44,670	93.04%
			$ 1,362,469	$ 926,982	68.04%
1.050	3131	10% and 2.5% Rollback	$ 7,604,236	$ 3,794,506	49.90%
1.050	3132	Homestead Exemption	1,464,148	739,624	50.52%
			$ 9,068,384	$ 4,534,130	50.00%
1.060	1221	Tuition Regular School-Other Districts	$ 350,000	$ 258,946	73.98%
1.060	1223	Tuition, Other Districts-Special Education	205,307	91,238	44.44%
1.060	1229	Excel TECC Tuition	1,080,000	625,907	57.95%
1.060	1290	College Credit Plus	10,000	-	0.00%
1.060	1410	Interest on Investments	2,957,200	1,990,762	67.32%
1.060	1635	Pay-to-Participate Fees	175,000	112,205	64.12%
1.060	1710	Preschool Snack Fees	3,200	5,245	163.91%
1.060	1730	Sale of Textbooks	500	-	0.00%
1.060	1740	Class Fees	343,000	174,262	50.81%
1.060	1810	Rental Income	200,000	127,639	63.82%
1.060	1820	Donations	5,000	1,253	25.05%
1.060	1832	Services Provided to Mayfield	7,000	6,195	88.50%
1.060	1840	School Latch Key	140,000	97,508	69.65%
1.060	1860	Fines-lost/replaced/damaged Books	17,000	7,627	44.87%
1.060	1880	Compensation for Prop. Tax Exemption	700,000	363,670	51.95%
1.060	1899	Other Revenue & Miscellaneous	1,081,000	295,340	27.32%
1.060	1934	Insurance Proceeds	30,000	7,442	24.81%
			$ 7,304,207	$ 4,165,239	57.03%
		Total Revenue	**$ 119,507,335**	**$ 80,198,674**	**67.11%**

Willoughby-Eastlake City School District
Revenue vs Estimate Report
For The Month Ended February 28, 2026

SM-2 LINE #	RECEIPT CODE	REVENUE SOURCE	FISCAL YR 2026 ESTIMATE	66.67% FYTD ACTUAL	% OF FISCAL YR 2026 ESTIMATE
Other Financing Sources:					
2.040	5100	Transfers In	$ -	$ -	0.00%
2.050	5220	Advances In	1,000,629	1,000,629	100.00%
2.060	1933	Sale of Personal Property	25,000	14,202	56.81%
2.060	5300	Refund of Prior Year Expenditure	115,000	464	0.40%
		Total Other Financing Sources	**$ 1,140,629**	**$ 1,015,294**	**89.01%**
		Total Revenue and Other Financing Sources	**$ 120,647,964**	**$ 81,213,968**	**67.31%**

Willoughby-Eastlake City School District
Expenditure vs Appropriation Report
For The Month Ended February 28, 2026

SM-2 LINE #		EXPENDITURES	PERMANENT APPROPRIATION FISCAL YR 2026	66.67% FYTD 2026 ACTUAL	% OF PERMANENT APPROPRIATIONS FISCAL YR 2026
	111	Certified Employees Salary	$ 46,709,458	$ 30,190,925	64.64%
	112	Sub Teachers	1,500,000	856,758	57.12%
	113	Extra Duty/Supplemental Teachers	1,330,815	639,096	48.02%
	119	Other Certified - Meetings, Events, etc.	493,855	239,920	48.58%
	139	Other Salary - Certified	5,000	-	0.00%
	141	Classified Support Employees	10,492,426	7,096,582	67.64%
	142	Sub Employees	198,785	159,790	80.38%
	143	Extra Duty/Supplemental Classified	417,481	124,449	29.81%
	144	Overtime	169,841	125,989	74.18%
	149	Additional Hours	80,360	47,536	59.15%
	171	Board Members	15,000	4,250	28.33%
3.010		**SALARIES & WAGES**	**$ 61,413,019**	**$ 39,485,295**	**64.29%**
	211	STRS Retirement	$ 7,203,864	$ 4,806,134	66.72%
	212	STRS Retirement Pick-Up	813,396	520,360	63.97%
	213	Medicare Tax Payments	981,511	612,528	62.41%
	221	SERS Retirement	1,962,807	1,383,991	70.51%
	222	SERS Retirement Pick-Up	64,190	40,139	62.53%
	231	Tuition Reimbursement	15,000	-	0.00%
	232	Uniform, Tools and Equipment Reimb.	65,352	45,646	69.85%
	239	Insurance Waiver	325,933	217,314	66.67%
	241	Medical Insurance - Certified	9,709,018	6,463,846	66.58%
	242	Life Insurance - Certified	105,867	74,541	70.41%
	251	Medical Insurance - Classified	2,608,415	1,749,820	67.08%
	252	Life Insurance - Classified	16,183	14,613	90.30%
	260	Workers Compensation	221,500	-	0.00%
	270	Deferred Compensation	45,450	33,488	73.68%
	281	Unemployment Compensation	12,349	7,953	64.40%
3.020		**FRINGES**	**$ 24,150,835**	**$ 15,970,373**	**66.13%**
	411	Instructional Services	$ 297,600	$ 273,274	91.83%
	412	Instructional Improvement Services	58,563	18,245	31.15%
	413	Health Services	377,700	232,869	61.65%
	414	Staff Services	13,100	3,362	25.66%
	415	Management Services	131,461	80,932	61.56%
	416	Data Processing	200,957	166,462	82.83%
	417	Statistical Services	21,000	10,035	47.79%
	418	Professional/Legal Services	521,902	245,781	47.09%
	419	Other Professional Services	590,840	364,964	61.77%
	422	Garbage Removal & Cleaning	95,795	53,396	55.74%

Willoughby-Eastlake City School District
Expenditure vs Appropriation Report
For The Month Ended February 28, 2026

SM-2 LINE #		EXPENDITURES	PERMANENT APPROPRIATION FISCAL YR 2026	66.67% FYTD 2026 ACTUAL	% OF PERMANENT APPROPRIATIONS FISCAL YR 2026
400'S CONTINUED					
	423	Repairs	$ 427,067	$ 231,270	54.15%
	425	Rental Contracts/Agreements	63,000	41,623	66.07%
	426	Copier Lease	109,748	62,799	57.22%
	429	Other Property Services	724,315	381,667	52.69%
	439	Professional Meetings/Travel	476,261	172,642	36.25%
	441	Telephones	56,100	27,889	49.71%
	443	Postage	65,550	30,457	46.46%
	444	Postage Machine Rental	3,500	2,460	70.30%
	446	Advertising	3,100	2,204	71.09%
	447	Internet Access Service	125,037	82,594	66.06%
	451	Electric	1,848,700	950,981	51.44%
	452	Water/Sewage	180,000	98,878	54.93%
	453	Gas Heat	568,509	287,574	50.58%
	461	Printing	127,696	63,960	50.09%
	469	Other Trade Services	93,350	75,691	81.08%
	471	Tuition - Other Districts Regular	370,020	208,029	56.22%
	473	Tuition - Private Facility	40,000	2,704	6.76%
	474	Tuition - Excess Costs	350,200	516,660	147.53%
	475	Special Education Tuition - Other Dist.	1,356,790	786,349	57.96%
	476	Excel TECC Payments	1,598,434	468,898	29.33%
	479	Other Tuition - Post Secondary	365,000	242,168	66.35%
	483	Transportation Service	8,452,607	4,514,602	53.41%
	484	Payment in Lieu of Transportation	100,000	543	0.54%
	485	Transportation - Enrichment	1,812,235	1,064,503	58.74%
	486	Transportation - Extracurricular	252,551	154,189	61.05%
	499	Other Purchased Services	128,450	97,000	75.52%
3.030		**PURCHASED SERVICES**	**$ 22,007,138**	**$ 12,017,653**	**54.61%**
	511	Instructional-Materials/Supplies	$ 888,754	$ 274,625	30.90%
	512	Office-Materials/Supplies	67,275	25,352	37.68%
	514	Health & Hygiene Supplies	20,230	5,880	29.06%
	516	Software Materials	1,276,580	1,122,032	87.89%
	517	Computer Supplies	100,821	49,600	49.20%
	519	Other Supplies	1,200	488	40.67%
	521	Textbooks	1,000	-	0.00%
	525	Online Materials	1,500	-	0.00%
	526	College Credit Plus Textbooks	99,596	79,803	80.13%
	531	Library Books	600	-	0.00%
	542	Periodicals	259	128	49.34%

Willoughby-Eastlake City School District
Expenditure vs Appropriation Report
For The Month Ended February 28, 2026

SM-2 LINE #		EXPENDITURES	PERMANENT APPROPRIATION FISCAL YR 2026	66.67% FYTD 2026 ACTUAL	% OF PERMANENT APPROPRIATIONS FISCAL YR 2026
500'S CONTINUED					
	546	Digital Subscriptions	$ 12,570	$ 10,561	84.01%
	551	Supplies for Resale	588,645	436,118	74.09%
	569	Other - Food Expense	46,459	12,742	27.43%
	571	Grounds - Supplies	44,388	35,116	79.11%
	572	Maintenance - Supplies	326,893	232,422	71.10%
	573	Custodial - Supplies	55,071	15,580	28.29%
	581	Vehicle Supplies	10,000	-	0.00%
	582	Gasoline	651,000	228,647	35.12%
	590	Other Supplies & Materials	304,700	101,303	33.25%
3.040		**SUPPLIES, MATERIALS & TEXTS**	**$ 4,497,541**	**$ 2,630,397**	**58.49%**
	630	Improvements	$ 23,500	$ 23,500	100.00%
	645	Capitalized Equipment	31,424	15,500	49.33%
	650	Vehicles	1,000	-	0.00%
3.050		**TOTAL CAPITAL OUTLAY**	**$ 55,924**	**$ 39,000**	**69.74%**
4.055	811	Serial Bonds - Principal	$ 94,000	$ 94,000	100.00%
4.055	812	Short Term Notes - Principal	264,470	264,468	100.00%
4.050	814	Loans for Energy Conservation - Principal	595,000	595,000	100.00%
		PRINCIPAL PAYMENTS	**$ 953,470**	**$ 953,468**	**100.00%**
	821	Serial Bonds - Interest	$ 8,800	$ 4,870	55.34%
	822	Short Term Notes - Interest	380,354	380,354	100.00%
	824	Loans for Energy Conservation - Interest	58,900	58,900	100.00%
4.060		**INTEREST PAYMENTS**	**$ 448,054**	**$ 444,124**	**99.12%**
	841	Membership Fees	$ 34,198	$ 13,103	38.32%
	842	Shipping & Freight Charges	20,100	13,966	69.48%
	843	Charges for Audit Exams	63,000	47,112	74.78%
	844	ESC Per Pupil Deduction	50,000	33,367	66.73%
	845	Property Tax Collection Fees	900,000	247,617	27.51%
	846	Election Expenses	-	-	0.00%
	847	Delinquent Land Taxes	175,000	8,203	4.69%
	848	Bank Charges	50,450	46,638	92.44%
	849	Other Dues & Fees	139,235	60,725	43.61%
	851	Liability Insurance	591,880	560,807	94.75%
	889	Other Awards and Prizes	1,350	-	0.00%
	899	Miscellaneous	3,283	354	10.79%
4.300		**OTHER EXPENSES**	**$ 2,028,496**	**$ 1,031,893**	**50.87%**

Willoughby-Eastlake City School District
Expenditure vs Appropriation Report
For The Month Ended February 28, 2026

SM-2 LINE #		EXPENDITURES	PERMANENT APPROPRIATION FISCAL YR 2026	66.67% FYTD 2026 ACTUAL	% OF PERMANENT APPROPRIATIONS FISCAL YR 2026
5.010	911	Transfers	$ 950,000	915,000	96.32%
5.020	921	Advances	1,000,000	-	0.00%
		TRANSFERS & ADVANCES	**$ 1,950,000**	**$ 915,000**	**46.92%**
5.050		**TOTAL EXPENDITURES**	**$ 117,504,477**	**$ 73,487,202**	**62.54%**

Willoughby-Eastlake City

BOE Disbursement Summary Report

Reference Number	Check Number	Date	Type	Status	Name	Amount	Reconcile Date	Void Date
78946	0	2/6/2026	PAYROLL	RECONCILED	Willoughby-Eastlake City	$ 2,798,418.50	2/6/2026	
79064	0	2/20/2026	PAYROLL	RECONCILED	Willoughby-Eastlake City	2,709,595.84	2/20/2026	
78815	666309	2/3/2026	ACCOUNTS_PAYABLE	RECONCILED	HAMILTON, TANASIA	118.26	2/9/2026	
78818	666310	2/4/2026	ACCOUNTS_PAYABLE	RECONCILED	SMITH, RE'NIYA	2,722.00	2/11/2026	
78819	666311	2/4/2026	REFUND	RECONCILED	SMITH, RE'NIYA	337.10	2/11/2026	
78820	666312	2/4/2026	ACCOUNTS_PAYABLE	RECONCILED	ROBERTS, ALEXIS	180.86	2/17/2026	
78821	666313	2/5/2026	REFUND	RECONCILED	CARTER, KALIYAH	330.00	2/9/2026	
78822	666314	2/5/2026	REFUND	RECONCILED	TEAGUE, ALAYNA	330.00	2/9/2026	
78823	666315	2/5/2026	REFUND	RECONCILED	HALUSZKA, MYA	330.00	2/27/2026	
78824	666316	2/5/2026	REFUND	RECONCILED	NORRIS, KIE-ARRA	330.00	2/9/2026	
78825	666317	2/5/2026	REFUND	RECONCILED	SIMPSON, MALIYAH	330.00	2/9/2026	
78826	666318	2/5/2026	REFUND	RECONCILED	HIGGS, ROBYN	1,959.27	2/11/2026	
78829	666319	2/6/2026	ACCOUNTS_PAYABLE	RECONCILED	ACT	1,912.50	2/9/2026	
78866	666320	2/6/2026	ACCOUNTS_PAYABLE	OUTSTANDING	ACTIVE PLUMBING SUPPLY	425.22		
78930	666321	2/6/2026	ACCOUNTS_PAYABLE	OUTSTANDING	ADVANCED GAS & WELDING	201.60		
78881	666322	2/6/2026	ACCOUNTS_PAYABLE	RECONCILED	AGPARTS WORLDWIDE INC	2,100.00	2/9/2026	
78832	666323	2/6/2026	ACCOUNTS_PAYABLE	RECONCILED	AIRPORT GREENS GOLF COURSE	2,107.50	2/12/2026	
78932	666324	2/6/2026	ACCOUNTS_PAYABLE	RECONCILED	ALMUR CONSTRUCTION INC	986.25	2/9/2026	
78828	666325	2/6/2026	ACCOUNTS_PAYABLE	RECONCILED	AMAZON CAPITAL SERVICES INC	12,418.49	2/11/2026	
78842	666326	2/6/2026	ACCOUNTS_PAYABLE	RECONCILED	ARAMSCO	50,433.74	2/12/2026	
78854	666327	2/6/2026	ACCOUNTS_PAYABLE	RECONCILED	AUTOZONE STORES LLC	494.77	2/9/2026	
78899	666328	2/6/2026	ACCOUNTS_PAYABLE	RECONCILED	BANK OF AMERICA LOCKBOX SVCS	777,354.17	2/9/2026	
78840	666329	2/6/2026	ACCOUNTS_PAYABLE	RECONCILED	BEACHWOOD CITY SCHOOLS	300.00	2/12/2026	
78857	666330	2/6/2026	ACCOUNTS_PAYABLE	RECONCILED	BEST TRUCK EQUIP INC	4,357.22	2/9/2026	
78903	666331	2/6/2026	ACCOUNTS_PAYABLE	OUTSTANDING	BIAGIO'S DONUT SHOP & PIZZERIA	165.00		
78890	666332	2/6/2026	ACCOUNTS_PAYABLE	RECONCILED	BUCKEYE INTERNATIONAL INC	136.91	2/12/2026	
78889	666333	2/6/2026	ACCOUNTS_PAYABLE	RECONCILED	BUREAU OF EDUCATION & RESEARCH	295.00	2/23/2026	
78862	666334	2/6/2026	ACCOUNTS_PAYABLE	RECONCILED	CAKES BY MARIA & JOE	715.00	2/9/2026	

Willoughby-Eastlake City

BOE Disbursement Summary Report

Reference Number	Check Number	Date	Type	Status	Name	Amount	Reconcile Date	Void Date
78873	666335	2/6/2026	ACCOUNTS_PAYABLE	RECONCILED	CAMPUS IVY	$ 380.00	2/9/2026	
78843	666336	2/6/2026	ACCOUNTS_PAYABLE	RECONCILED	CARDINAL LOCAL SCHOOL DISTRICT	200.00	2/12/2026	
78893	666337	2/6/2026	ACCOUNTS_PAYABLE	RECONCILED	CDW GOVERNMENT	638.30	2/13/2026	
78918	666338	2/6/2026	ACCOUNTS_PAYABLE	RECONCILED	CHESSMAN ENTERPRISES INC	959.00	2/9/2026	
78868	666339	2/6/2026	ACCOUNTS_PAYABLE	RECONCILED	CHROMEBOOKPARTS .COM	699.76	2/9/2026	
78909	666340	2/6/2026	ACCOUNTS_PAYABLE	RECONCILED	CIARNIELLO, NICHOLAS	121.30	2/9/2026	
78839	666341	2/6/2026	ACCOUNTS_PAYABLE	OUTSTANDING	CINTAS CORPORATION	495.16		
78933	666342	2/6/2026	ACCOUNTS_PAYABLE	RECONCILED	CIRINO PHOTOGRAPHY LLC	1,705.00	2/17/2026	
78870	666343	2/6/2026	ACCOUNTS_PAYABLE	RECONCILED	CITY OF EASTLAKE	8,022.00	2/12/2026	
78901	666344	2/6/2026	ACCOUNTS_PAYABLE	RECONCILED	CLEVELAND-PRINTER.COM	262.50	2/12/2026	
78908	666345	2/6/2026	ACCOUNTS_PAYABLE	RECONCILED	COCA-COLA CONSOLIDATED, INC.	1,456.37	2/11/2026	
78877	666346	2/6/2026	ACCOUNTS_PAYABLE	RECONCILED	COMPLETE PEST MANAGEMENT LTD	195.00	2/9/2026	
78913	666347	2/6/2026	ACCOUNTS_PAYABLE	RECONCILED	CONFIDENT TIRE & AUTOMOTIVE	1,555.54	2/11/2026	
78841	666348	2/6/2026	ACCOUNTS_PAYABLE	RECONCILED	COUNCIL ON OCCUPATIONAL EDU	5,819.15	2/18/2026	
78833	666349	2/6/2026	ACCOUNTS_PAYABLE	OUTSTANDING	CURRICULUM ASSOCIATES LLC	128.52		
78849	666350	2/6/2026	ACCOUNTS_PAYABLE	RECONCILED	DAKTRONICS INSTALLATION INC	2,943.75	2/17/2026	
78926	666351	2/6/2026	ACCOUNTS_PAYABLE	RECONCILED	DCW GROUP	10,000.00	2/9/2026	
78935	666352	2/6/2026	ACCOUNTS_PAYABLE	RECONCILED	DIEFENBACH, CARL	3,000.00	2/9/2026	
78931	666353	2/6/2026	ACCOUNTS_PAYABLE	RECONCILED	DIETZ, JEFFREY	405.00	2/9/2026	
78879	666354	2/6/2026	ACCOUNTS_PAYABLE	OUTSTANDING	DODD, HEATHER	449.01		
78886	666355	2/6/2026	ACCOUNTS_PAYABLE	RECONCILED	ENBRIDGE GAS OHIO	1,502.36	2/13/2026	
78872	666356	2/6/2026	ACCOUNTS_PAYABLE	RECONCILED	ENTERPRISE DOOR & SUPPLY CO	360.00	2/9/2026	
78882	666357	2/6/2026	ACCOUNTS_PAYABLE	RECONCILED	ESC OF NORTHEAST OHIO	18,895.88	2/9/2026	
78941	666358	2/6/2026	ACCOUNTS_PAYABLE	RECONCILED	FALZONE, MONICA	5.28	2/9/2026	
78934	666359	2/6/2026	ACCOUNTS_PAYABLE	RECONCILED	FAMOUS DISTRIBUTION	248.00	2/12/2026	
78880	666360	2/6/2026	ACCOUNTS_PAYABLE	RECONCILED	FARNELL, NICOLE	32.69	2/23/2026	
78898	666361	2/6/2026	ACCOUNTS_PAYABLE	RECONCILED	FARNHAM EQUIPMENT CO	808.00	2/10/2026	

Willoughby-Eastlake City

BOE Disbursement Summary Report

Reference Number	Check Number	Date	Type	Status	Name	Amount	Reconcile Date	Void Date
78871	666362	2/6/2026	ACCOUNTS_PAYABLE	RECONCILED	FIRST AMERICAN ADMINISTRATORS INC	$ 445.68	2/11/2026	
78938	666363	2/6/2026	ACCOUNTS_PAYABLE	VOID	FISHER SCIENTIFIC	79.66		2/11/2026
78878	666364	2/6/2026	ACCOUNTS_PAYABLE	RECONCILED	FUSION CONNECT INC	2,423.34	2/13/2026	
78929	666365	2/6/2026	ACCOUNTS_PAYABLE	RECONCILED	GALLAGHER, TIMOTHY M	315.00	2/9/2026	
78831	666366	2/6/2026	ACCOUNTS_PAYABLE	RECONCILED	GARDINER SERVICE CO	1,928.62	2/9/2026	
78923	666367	2/6/2026	ACCOUNTS_PAYABLE	OUTSTANDING	GARRARD, CARLI	196.56		
78944	666368	2/6/2026	ACCOUNTS_PAYABLE	RECONCILED	GEORGE, LISA	6,050.00	2/9/2026	
78904	666369	2/6/2026	ACCOUNTS_PAYABLE	RECONCILED	GREAT LAKES THEATER FESTIVAL	2,200.00	2/17/2026	
78883	666370	2/6/2026	ACCOUNTS_PAYABLE	RECONCILED	GROSZ, ANN L	278.00	2/10/2026	
78876	666371	2/6/2026	ACCOUNTS_PAYABLE	RECONCILED	HINER, DAVID	170.56	2/9/2026	
78895	666372	2/6/2026	ACCOUNTS_PAYABLE	RECONCILED	ILLUMINATING CO	976.47	2/17/2026	
78902	666373	2/6/2026	ACCOUNTS_PAYABLE	RECONCILED	IMPACT GROUP PUBLIC RELATIONS,	3,850.00	2/9/2026	
78830	666374	2/6/2026	ACCOUNTS_PAYABLE	OUTSTANDING	IMPERIAL DADE	7,547.69		
78856	666375	2/6/2026	ACCOUNTS_PAYABLE	RECONCILED	JOHNSON, STEVEN	92.20	2/6/2026	
78837	666376	2/6/2026	ACCOUNTS_PAYABLE	RECONCILED	JOHNSTONE SUPPLY	2,170.97	2/9/2026	
78911	666377	2/6/2026	ACCOUNTS_PAYABLE	VOID	JOSTEN'S	146.15		2/10/2026
78863	666378	2/6/2026	ACCOUNTS_PAYABLE	RECONCILED	KASSERMAN, STANLEY	300.00	2/11/2026	
78858	666379	2/6/2026	ACCOUNTS_PAYABLE	RECONCILED	L. C. DEPT OF UTILITIES	4,323.69	2/10/2026	
78936	666380	2/6/2026	ACCOUNTS_PAYABLE	RECONCILED	LAKE COUNTY TREASURER	29,575.31	2/10/2026	
78906	666381	2/6/2026	ACCOUNTS_PAYABLE	RECONCILED	LAKE METROPARKS	315.00	2/10/2026	
78867	666382	2/6/2026	ACCOUNTS_PAYABLE	RECONCILED	LENTINE, LOUIS M	405.00	2/9/2026	
78940	666383	2/6/2026	ACCOUNTS_PAYABLE	RECONCILED	LESKIEWICZ, NICHOLAS	93.61	2/9/2026	
78859	666384	2/6/2026	ACCOUNTS_PAYABLE	RECONCILED	LEXIA VOYAGER SOPRIS INC	1,586.20	2/10/2026	
78891	666385	2/6/2026	ACCOUNTS_PAYABLE	RECONCILED	LINGO COMMUNICATIONS, LLC	782.91	2/17/2026	
78916	666386	2/6/2026	ACCOUNTS_PAYABLE	RECONCILED	LISA M. BURLESON	217.00	2/17/2026	
78835	666387	2/6/2026	ACCOUNTS_PAYABLE	RECONCILED	LOWE'S COMPANIES, INC	3,710.43	2/17/2026	
78844	666388	2/6/2026	ACCOUNTS_PAYABLE	OUTSTANDING	MARS ELECTRIC COMPANY	4,621.07		
78836	666389	2/6/2026	ACCOUNTS_PAYABLE	OUTSTANDING	MASTER PIZZA EASTLAKE	95.00		

Willoughby-Eastlake City

BOE Disbursement Summary Report

Reference Number	Check Number	Date	Type	Status	Name	Amount	Reconcile Date	Void Date
78892	666390	2/6/2026	ACCOUNTS_PAYABLE	VOID	MASTROCOLA, ANDREW STEPHEN	$ 315.00		2/11/2026
78846	666391	2/6/2026	ACCOUNTS_PAYABLE	RECONCILED	META SOLUTIONS	10,000.00	2/9/2026	
78927	666392	2/6/2026	ACCOUNTS_PAYABLE	RECONCILED	MICRO CENTER	185.86	2/9/2026	
78897	666393	2/6/2026	ACCOUNTS_PAYABLE	RECONCILED	MITCHELL 1	1,303.00	2/13/2026	
78875	666394	2/6/2026	ACCOUNTS_PAYABLE	RECONCILED	MORLEY, VICTORIA	15.12	2/9/2026	
78827	666395	2/6/2026	ACCOUNTS_PAYABLE	OUTSTANDING	MUSIC IS ELEMENTARY	815.34		
78851	666396	2/6/2026	ACCOUNTS_PAYABLE	OUTSTANDING	MYERS, NICOLE	88.76		
78847	666397	2/6/2026	ACCOUNTS_PAYABLE	RECONCILED	OHIO ASSOC OF SCHOOL BUSINESS OFFICIALS	445.00	2/9/2026	
78874	666398	2/6/2026	ACCOUNTS_PAYABLE	RECONCILED	OHIO BUREAU OF CRIMINAL IDENTIFICATION	2,148.00	2/12/2026	
78915	666399	2/6/2026	ACCOUNTS_PAYABLE	RECONCILED	OHIO BUREAU OF WORKERS COMP	10,310.00	2/12/2026	
78852	666400	2/6/2026	ACCOUNTS_PAYABLE	RECONCILED	OHIO DECA INC	350.00	2/9/2026	
78905	666401	2/6/2026	ACCOUNTS_PAYABLE	RECONCILED	PATRICK, BRIAN	121.10	2/9/2026	
78853	666402	2/6/2026	ACCOUNTS_PAYABLE	RECONCILED	PEEWEE ENTERPRISE LLC	255.14	2/9/2026	
78925	666403	2/6/2026	ACCOUNTS_PAYABLE	RECONCILED	PETRIC, ZACHARY	315.00	2/9/2026	
78943	666404	2/6/2026	ACCOUNTS_PAYABLE	OUTSTANDING	PIONEER MANUFACTURING COMPANY	116.10		
78845	666405	2/6/2026	ACCOUNTS_PAYABLE	RECONCILED	PLAYHOUSE SQUARE	637.00	2/9/2026	
78910	666406	2/6/2026	ACCOUNTS_PAYABLE	RECONCILED	POPULI, INC	2,818.00	2/12/2026	
78896	666407	2/6/2026	ACCOUNTS_PAYABLE	RECONCILED	PSI	104.44	2/9/2026	
78865	666408	2/6/2026	ACCOUNTS_PAYABLE	RECONCILED	R.E.K ENTERTAINMENT	1,200.00	2/9/2026	
78922	666409	2/6/2026	ACCOUNTS_PAYABLE	OUTSTANDING	RAPTOR TECHNOLOGIES LLC	280.00		
78887	666410	2/6/2026	ACCOUNTS_PAYABLE	RECONCILED	REA & ASSOCIATES INC	555.00	2/9/2026	
78861	666411	2/6/2026	ACCOUNTS_PAYABLE	RECONCILED	REFRIGERATION SALES CORP	80.36	2/9/2026	
78924	666412	2/6/2026	ACCOUNTS_PAYABLE	RECONCILED	REGOVICH CATERING	261.00	2/17/2026	
78848	666413	2/6/2026	ACCOUNTS_PAYABLE	OUTSTANDING	RETTIG MUSIC INC	6,707.00		
78838	666414	2/6/2026	ACCOUNTS_PAYABLE	RECONCILED	ROBB, DEBBIE	1,175.39	2/11/2026	
78921	666415	2/6/2026	ACCOUNTS_PAYABLE	RECONCILED	SANTEE LOCKS & MORE LLC	189.40	2/9/2026	
78888	666416	2/6/2026	ACCOUNTS_PAYABLE	OUTSTANDING	SHERWIN WILLIAMS CO	79.34		
78942	666417	2/6/2026	ACCOUNTS_PAYABLE	RECONCILED	SIGNARAMA	465.00	2/9/2026	

Willoughby-Eastlake City

BOE Disbursement Summary Report

Reference Number	Check Number	Date	Type	Status	Name	Amount	Reconcile Date	Void Date
					CLEVELAND			
78928	666418	2/6/2026	ACCOUNTS_PAYABLE	RECONCILED	SOUTHEAST SECURITY CORPORATION	$ 405.96	2/17/2026	
78937	666419	2/6/2026	ACCOUNTS_PAYABLE	RECONCILED	SPAKES, GREGORY T	252.00	2/9/2026	
78885	666420	2/6/2026	ACCOUNTS_PAYABLE	OUTSTANDING	STAPLES	2,861.06		
78869	666421	2/6/2026	ACCOUNTS_PAYABLE	OUTSTANDING	STEWARD, AMANDA	29.19		
78864	666422	2/6/2026	ACCOUNTS_PAYABLE	RECONCILED	STOTLER, NICOLE	109.06	2/9/2026	
78850	666423	2/6/2026	ACCOUNTS_PAYABLE	RECONCILED	TARKA TECHNOLOGY GROUP LLC	4,582.50	2/9/2026	
78860	666424	2/6/2026	ACCOUNTS_PAYABLE	RECONCILED	THE CLEVELAND MUSEUM OF ART	75.00	2/27/2026	
78914	666425	2/6/2026	ACCOUNTS_PAYABLE	RECONCILED	THE DISTILLATA COMPANY	123.30	2/9/2026	
78919	666426	2/6/2026	ACCOUNTS_PAYABLE	RECONCILED	THE HOSE SHACK, LLC.	310.36	2/9/2026	
78900	666427	2/6/2026	ACCOUNTS_PAYABLE	RECONCILED	THE MACOMB GROUP INC	126.79	2/9/2026	
78834	666428	2/6/2026	ACCOUNTS_PAYABLE	RECONCILED	TRANSFER EXPRESS INC	1,749.28	2/9/2026	
78945	666429	2/6/2026	ACCOUNTS_PAYABLE	RECONCILED	TROY'S PLUMBING	430.00	2/9/2026	
78912	666430	2/6/2026	ACCOUNTS_PAYABLE	RECONCILED	U.S. NEWS AWARDS	860.00	2/19/2026	
78855	666431	2/6/2026	ACCOUNTS_PAYABLE	RECONCILED	US SAFETYGEAR INC	490.91	2/9/2026	
78939	666432	2/6/2026	ACCOUNTS_PAYABLE	RECONCILED	VANAKIN, ROBERT	294.00	2/9/2026	
78920	666433	2/6/2026	ACCOUNTS_PAYABLE	RECONCILED	VELICHKA, MELINDA	85.00	2/18/2026	
78894	666434	2/6/2026	ACCOUNTS_PAYABLE	RECONCILED	VENTRIS LEARNING LLC	752.50	2/19/2026	
78917	666435	2/6/2026	ACCOUNTS_PAYABLE	RECONCILED	VERIZON WIRELESS	174.00	2/17/2026	
78884	666436	2/6/2026	ACCOUNTS_PAYABLE	OUTSTANDING	W.B. MASON CO	324.55		
78907	666437	2/6/2026	ACCOUNTS_PAYABLE	RECONCILED	WESTON HURD LLP	748.00	2/9/2026	
78947	666438	2/9/2026	ACCOUNTS_PAYABLE	RECONCILED	VALIC	762,347.93	2/10/2026	
78948	666439	2/11/2026	ACCOUNTS_PAYABLE	VOID	SMITH, RE'NIYA	2,722.00		2/11/2026
78960	666440	2/13/2026	REFUND	RECONCILED	JOSTEN'S	506.10	2/19/2026	
78959	666441	2/13/2026	REFUND	RECONCILED	JOSTEN'S	290.75	2/19/2026	
78958	666442	2/13/2026	REFUND	RECONCILED	JOSTEN'S	571.06	2/19/2026	
78957	666443	2/13/2026	REFUND	RECONCILED	JOSTEN'S	128.27	2/19/2026	
78956	666444	2/13/2026	REFUND	RECONCILED	JOSTEN'S	2,050.38	2/19/2026	
78955	666445	2/13/2026	REFUND	RECONCILED	JOSTEN'S	572.85	2/19/2026	
78954	666446	2/13/2026	REFUND	RECONCILED	JOSTEN'S	16.37	2/19/2026	
78953	666447	2/13/2026	REFUND	RECONCILED	JOSTEN'S	32.74	2/19/2026	
78952	666448	2/13/2026	REFUND	RECONCILED	NCS PEARSON INC	7,989.62	2/17/2026	
78951	666449	2/13/2026	REFUND	RECONCILED	NCS PEARSON INC	2,967.40	2/17/2026	

Willoughby-Eastlake City

BOE Disbursement Summary Report

Reference Number	Check Number	Date	Type	Status	Name	Amount	Reconcile Date	Void Date
78950	666450	2/13/2026	REFUND	RECONCILED	NCS PEARSON INC	$ 1,650.00	2/17/2026	
78949	666451	2/13/2026	REFUND	RECONCILED	FISHER SCIENTIFIC	108.75	2/17/2026	
78986	666452	2/13/2026	ACCOUNTS_PAYABLE	RECONCILED	ADLER TEAM SPORTS	2,033.25	2/18/2026	
78987	666453	2/13/2026	ACCOUNTS_PAYABLE	RECONCILED	AFFORDABLE UNIFORMS WEST SIDE LLC	6,304.87	2/25/2026	
79052	666454	2/13/2026	ACCOUNTS_PAYABLE	RECONCILED	AIR FORCE ONE INC	4,512.00	2/17/2026	
79025	666455	2/13/2026	ACCOUNTS_PAYABLE	RECONCILED	ALTERNATIVE LOGISTICS TECHNOLOGIES HOLDINGS, INC	1,761.70	2/18/2026	
78967	666456	2/13/2026	ACCOUNTS_PAYABLE	RECONCILED	AMAZON CAPITAL SERVICES INC	11,930.45	2/18/2026	
79006	666457	2/13/2026	ACCOUNTS_PAYABLE	OUTSTANDING	ARIS COMPANY	2,098.50		
79050	666458	2/13/2026	ACCOUNTS_PAYABLE	RECONCILED	AVENUE AUTO CLINIC INC	860.00	2/18/2026	
78964	666459	2/13/2026	ACCOUNTS_PAYABLE	RECONCILED	BANK OF AMERICA LOCKBOX SVCS	28,473.54	2/17/2026	
79031	666460	2/13/2026	ACCOUNTS_PAYABLE	RECONCILED	BEST PIZZA AND SANDWICHES	171.97	2/17/2026	
78974	666461	2/13/2026	ACCOUNTS_PAYABLE	RECONCILED	CARDINAL LOCAL SCHOOL DISTRICT	200.00	2/20/2026	
79024	666462	2/13/2026	ACCOUNTS_PAYABLE	RECONCILED	CDW GOVERNMENT	98.32	2/19/2026	
78988	666463	2/13/2026	ACCOUNTS_PAYABLE	RECONCILED	CLASSIC FORD	298.41	2/18/2026	
79021	666464	2/13/2026	ACCOUNTS_PAYABLE	RECONCILED	CLEVELAND PLUMBING SUPPLY	1,002.01	2/17/2026	
78990	666465	2/13/2026	ACCOUNTS_PAYABLE	RECONCILED	COCA-COLA CONSOLIDATED, INC.	1,619.71	2/17/2026	
79035	666466	2/13/2026	ACCOUNTS_PAYABLE	RECONCILED	COMMUNITY BUS SERVICES INC	5,896.80	2/17/2026	
78985	666467	2/13/2026	ACCOUNTS_PAYABLE	RECONCILED	CROSSROADS	66,762.53	2/17/2026	
79037	666468	2/13/2026	ACCOUNTS_PAYABLE	RECONCILED	CROWN AWARDS	97.31	2/17/2026	
78972	666469	2/13/2026	ACCOUNTS_PAYABLE	RECONCILED	D & W GOODS INC	2,367.00	2/17/2026	
79032	666470	2/13/2026	ACCOUNTS_PAYABLE	RECONCILED	DEFENSE DOCTOR, LLC	7,848.70	2/17/2026	
78970	666471	2/13/2026	ACCOUNTS_PAYABLE	RECONCILED	DIETZ, JEFFREY	675.00	2/17/2026	
78976	666472	2/13/2026	ACCOUNTS_PAYABLE	RECONCILED	ESC OF NORTHEAST OHIO	26,047.13	2/17/2026	
79020	666473	2/13/2026	ACCOUNTS_PAYABLE	OUTSTANDING	EUCLID GLASS & STEEL DOOR INC	108.00		
79040	666474	2/13/2026	ACCOUNTS_PAYABLE	RECONCILED	EUNA SOLUTIONS, INC.	6,090.00	2/23/2026	
78984	666475	2/13/2026	ACCOUNTS_PAYABLE	OUTSTANDING	FESTIVALS OF MUSIC	600.00		

Willoughby-Eastlake City

BOE Disbursement Summary Report

Reference Number	Check Number	Date	Type	Status	Name	Amount	Reconcile Date	Void Date
79009	666476	2/13/2026	ACCOUNTS_PAYABLE	RECONCILED	FINE ARTS ASSOCIATION	$ 960.36	2/19/2026	
79011	666477	2/13/2026	ACCOUNTS_PAYABLE	RECONCILED	FIRST COAST PROMOTIONS & MANAGEMENT INC	903.50	2/24/2026	
78961	666478	2/13/2026	ACCOUNTS_PAYABLE	RECONCILED	FISHER SCIENTIFIC	401.74	2/17/2026	
79060	666479	2/13/2026	ACCOUNTS_PAYABLE	RECONCILED	FLOW READING FLUENCY	129.00	3/2/2026	
79061	666480	2/13/2026	ACCOUNTS_PAYABLE	RECONCILED	FORDHAM, ANNA	2,517.20	2/13/2026	
79026	666481	2/13/2026	ACCOUNTS_PAYABLE	RECONCILED	FUSION CONNECT INC	897.22	2/23/2026	
79041	666482	2/13/2026	ACCOUNTS_PAYABLE	RECONCILED	GALLAGHER, TIMOTHY M	315.00	2/17/2026	
78997	666483	2/13/2026	ACCOUNTS_PAYABLE	RECONCILED	GLOWE, KATHLEEN	3.06	2/23/2026	
78977	666484	2/13/2026	ACCOUNTS_PAYABLE	RECONCILED	GOLNICK, JILL	84.84	3/2/2026	
78993	666485	2/13/2026	ACCOUNTS_PAYABLE	RECONCILED	GORDON FOOD SERVICE INC	221.34	2/17/2026	
79027	666486	2/13/2026	ACCOUNTS_PAYABLE	RECONCILED	GREAT LAKES PETROLEUM	23,514.30	2/17/2026	
79038	666487	2/13/2026	ACCOUNTS_PAYABLE	RECONCILED	HOGAN BUS SERVICE INC	14,428.00	2/17/2026	
79023	666488	2/13/2026	ACCOUNTS_PAYABLE	RECONCILED	ILLUMINATING CO	19,342.15	2/19/2026	
78968	666489	2/13/2026	ACCOUNTS_PAYABLE	OUTSTANDING	IMPERIAL DADE	2,806.96		
78982	666490	2/13/2026	ACCOUNTS_PAYABLE	RECONCILED	JOSTEN'S	9,429.60	2/19/2026	
78981	666491	2/13/2026	ACCOUNTS_PAYABLE	OUTSTANDING	JW PEPPER & SON	72.34		
79028	666492	2/13/2026	ACCOUNTS_PAYABLE	RECONCILED	KALEIDOSCOPE LEARNING INC	1,150.00	2/17/2026	
79008	666493	2/13/2026	ACCOUNTS_PAYABLE	OUTSTANDING	KOZENKO, EVE	98.70		
79014	666494	2/13/2026	ACCOUNTS_PAYABLE	RECONCILED	LEAF	7,748.42	2/17/2026	
79004	666495	2/13/2026	ACCOUNTS_PAYABLE	RECONCILED	LEARNWELL	1,138.56	2/17/2026	
79033	666496	2/13/2026	ACCOUNTS_PAYABLE	RECONCILED	LENTINE, LOUIS M	675.00	2/17/2026	
78983	666497	2/13/2026	ACCOUNTS_PAYABLE	RECONCILED	LESKIEWICZ, NICHOLAS	67.14	2/19/2026	
78965	666498	2/13/2026	ACCOUNTS_PAYABLE	RECONCILED	LOWE'S COMPANIES, INC	620.21	2/23/2026	
79042	666499	2/13/2026	ACCOUNTS_PAYABLE	RECONCILED	LUMINAUD, INC.	93.75	2/17/2026	
79044	666500	2/13/2026	ACCOUNTS_PAYABLE	OUTSTANDING	MALLEY'S CHOCOLATES	8,100.00		
79047	666501	2/13/2026	ACCOUNTS_PAYABLE	RECONCILED	MARTIN, MICHAEL	315.00	2/26/2026	
78989	666502	2/13/2026	ACCOUNTS_PAYABLE	RECONCILED	MASTROCOLA, ANDREW STEPHEN	567.00	2/17/2026	
79053	666503	2/13/2026	ACCOUNTS_PAYABLE	RECONCILED	MAXIM HEALTHCARE SERVICES, INC	2,559.24	2/17/2026	
79007	666504	2/13/2026	ACCOUNTS_PAYABLE	RECONCILED	MEDCO SUPPLY	864.00	2/17/2026	

Willoughby-Eastlake City

BOE Disbursement Summary Report

Reference Number	Check Number	Date	Type	Status	Name	Amount	Reconcile Date	Void Date
					COMPANY			
79051	666505	2/13/2026	ACCOUNTS_PAYABLE	RECONCILED	MENTOR EXEMPTED VILLAGE BOE	$ 46,458.96	2/18/2026	
79039	666506	2/13/2026	ACCOUNTS_PAYABLE	RECONCILED	META SOLUTIONS	662.33	2/17/2026	
79036	666507	2/13/2026	ACCOUNTS_PAYABLE	RECONCILED	MORLEY, VICTORIA	120.95	2/17/2026	
79049	666508	2/13/2026	ACCOUNTS_PAYABLE	OUTSTANDING	MUSIC AND ARTS	582.00		
78991	666509	2/13/2026	ACCOUNTS_PAYABLE	RECONCILED	NAPA AUTO PARTS	990.41	2/18/2026	
78996	666510	2/13/2026	ACCOUNTS_PAYABLE	RECONCILED	NATIONAL ASSOC FOR MUSIC ED	156.00	2/19/2026	
79010	666511	2/13/2026	ACCOUNTS_PAYABLE	RECONCILED	NEONET	637.60	2/17/2026	
78992	666512	2/13/2026	ACCOUNTS_PAYABLE	RECONCILED	NORTHEAST OHIO ASSOC. OF SCHOOL ADMINS	50.00	2/23/2026	
78973	666513	2/13/2026	ACCOUNTS_PAYABLE	RECONCILED	O'REILLY AUTO STORES INC	359.51	2/24/2026	
78998	666514	2/13/2026	ACCOUNTS_PAYABLE	RECONCILED	O.E. MEYER CO	3,847.41	2/17/2026	
78962	666515	2/13/2026	ACCOUNTS_PAYABLE	RECONCILED	ODP BUSINESS SOLUTIONS LLC	6.28	2/17/2026	
79048	666516	2/13/2026	ACCOUNTS_PAYABLE	RECONCILED	OHIO BUREAU OF CRIMINAL IDENTIFICATION	1,178.00	2/17/2026	
79015	666517	2/13/2026	ACCOUNTS_PAYABLE	OUTSTANDING	OHIO MIDDLE LEVEL ASSOCIATION	200.00		
79003	666518	2/13/2026	ACCOUNTS_PAYABLE	RECONCILED	OHIO MUSIC EDUCATION ASSOCIATION	120.00	2/18/2026	
78971	666519	2/13/2026	ACCOUNTS_PAYABLE	RECONCILED	PEARSON EDUCATION	3,993.00	2/20/2026	
79013	666520	2/13/2026	ACCOUNTS_PAYABLE	RECONCILED	PETERS KALAIL & MARKAKIS CO L.P.A	753.00	2/17/2026	
79034	666521	2/13/2026	ACCOUNTS_PAYABLE	RECONCILED	PETRIC, ZACHARY	630.00	2/17/2026	
79022	666522	2/13/2026	ACCOUNTS_PAYABLE	RECONCILED	PHILLIPS, CASSIA	315.00	2/17/2026	
78969	666523	2/13/2026	ACCOUNTS_PAYABLE	OUTSTANDING	PIONEER MANUFACTURING COMPANY	301.29		
79001	666524	2/13/2026	ACCOUNTS_PAYABLE	RECONCILED	PLAYHOUSE SQUARE	7.00	2/17/2026	
79000	666525	2/13/2026	ACCOUNTS_PAYABLE	RECONCILED	RE-ED ACCESS	24,624.00	2/24/2026	
79046	666526	2/13/2026	ACCOUNTS_PAYABLE	RECONCILED	RE-ED TRANSPORTATION	10,013.00	2/17/2026	
79029	666527	2/13/2026	ACCOUNTS_PAYABLE	RECONCILED	RE-EDUCATION SERVICES INC	26,410.00	2/17/2026	
79030	666528	2/13/2026	ACCOUNTS_PAYABLE	RECONCILED	REA & ASSOCIATES INC	2,975.00	2/17/2026	
78979	666529	2/13/2026	ACCOUNTS_PAYABLE	RECONCILED	REFRIGERATION HARDWARE SUPPLY	38.17	2/17/2026	

Willoughby-Eastlake City

BOE Disbursement Summary Report

Reference Number	Check Number	Date	Type	Status	Name	Amount	Reconcile Date	Void Date
78999	666530	2/13/2026	ACCOUNTS_PAYABLE	RECONCILED	ROLLHOUSE ENTERTAINMENT	$ 350.00	3/2/2026	
79019	666531	2/13/2026	ACCOUNTS_PAYABLE	RECONCILED	SALONCENTRIC INC	221.14	2/17/2026	
79002	666532	2/13/2026	ACCOUNTS_PAYABLE	RECONCILED	SANTEE LOCKS & MORE LLC	5,796.60	2/17/2026	
78966	666533	2/13/2026	ACCOUNTS_PAYABLE	RECONCILED	SEASONAL SPORTING GOODS	1,443.00	2/18/2026	
79012	666534	2/13/2026	ACCOUNTS_PAYABLE	OUTSTANDING	SEUFER, ABIGAIL	27.84		
79056	666535	2/13/2026	ACCOUNTS_PAYABLE	RECONCILED	SHERWOOD, THOMAS	315.00	2/17/2026	
79045	666536	2/13/2026	ACCOUNTS_PAYABLE	RECONCILED	SPAKES, GREGORY T	199.50	2/17/2026	
78980	666537	2/13/2026	ACCOUNTS_PAYABLE	OUTSTANDING	STAPLES	2,215.14		
79005	666538	2/13/2026	ACCOUNTS_PAYABLE	RECONCILED	T-MOBILE	740.00	2/23/2026	
79054	666539	2/13/2026	ACCOUNTS_PAYABLE	RECONCILED	TANNER JR, RALPH E	279.12	2/17/2026	
78978	666540	2/13/2026	ACCOUNTS_PAYABLE	RECONCILED	THE CITY OF WILLOUGHBY	12,248.25	2/17/2026	
78975	666541	2/13/2026	ACCOUNTS_PAYABLE	RECONCILED	TRANSFER EXPRESS INC	301.01	2/17/2026	
79059	666542	2/13/2026	ACCOUNTS_PAYABLE	RECONCILED	TWINSBURG ATHLETIC BOOSTERS	550.00	2/19/2026	
79058	666543	2/13/2026	ACCOUNTS_PAYABLE	RECONCILED	TYLICKI GIUSTO, KIMBERLY	179.41	2/17/2026	
79018	666544	2/13/2026	ACCOUNTS_PAYABLE	RECONCILED	UH OCCUPATIONAL HEALTH	7,406.63	2/19/2026	
79057	666545	2/13/2026	ACCOUNTS_PAYABLE	RECONCILED	UNITED CEREBRAL PALSY	9,800.00	2/18/2026	
79055	666546	2/13/2026	ACCOUNTS_PAYABLE	RECONCILED	US SAFETYGEAR INC	294.11	2/17/2026	
78995	666547	2/13/2026	ACCOUNTS_PAYABLE	RECONCILED	VANAKIN, ROBERT	294.00	2/17/2026	
79017	666548	2/13/2026	ACCOUNTS_PAYABLE	RECONCILED	WARD, PATRICK	121.10	2/17/2026	
78963	666549	2/13/2026	ACCOUNTS_PAYABLE	RECONCILED	WESTON HURD LLP	11,436.50	2/17/2026	
78994	666550	2/13/2026	ACCOUNTS_PAYABLE	RECONCILED	WILLO TRANSPORTATION	148,466.00	2/18/2026	
79016	666551	2/13/2026	ACCOUNTS_PAYABLE	RECONCILED	WILLOUGHBY PRINTING CO INC	215.12	2/17/2026	
79043	666552	2/13/2026	ACCOUNTS_PAYABLE	RECONCILED	WILLOUGHBY WESTERN LAKE COUNTY	60.00	2/19/2026	
79136	666553	2/20/2026	ACCOUNTS_PAYABLE	RECONCILED	A PLUS LEARNING SOLUTIONS LLC	345.00	2/23/2026	
79131	666554	2/20/2026	ACCOUNTS_PAYABLE	RECONCILED	ACCUWEATHER INC	2,021.22	2/23/2026	
79078	666555	2/20/2026	ACCOUNTS_PAYABLE	RECONCILED	ADLER TEAM SPORTS	5,613.60	2/26/2026	
79086	666556	2/20/2026	ACCOUNTS_PAYABLE	OUTSTANDING	ADVANCED GAS & WELDING	732.26		

Willoughby-Eastlake City

BOE Disbursement Summary Report

Reference Number	Check Number	Date	Type	Status	Name	Amount	Reconcile Date	Void Date
79074	666557	2/20/2026	ACCOUNTS_PAYABLE	RECONCILED	AMAZON CAPITAL SERVICES INC	$ 15,424.73	2/24/2026	
79120	666558	2/20/2026	ACCOUNTS_PAYABLE	RECONCILED	AMPLIFY EDUCATION, INC	1,176.00	3/2/2026	
79106	666559	2/20/2026	ACCOUNTS_PAYABLE	RECONCILED	ARAMSCO	186.76	2/25/2026	
79085	666560	2/20/2026	ACCOUNTS_PAYABLE	RECONCILED	AUTOSALES INCORPORATED	76.23	2/23/2026	
79092	666561	2/20/2026	ACCOUNTS_PAYABLE	RECONCILED	B & H PHOTO VIDEO	1,420.89	2/25/2026	
79112	666562	2/20/2026	ACCOUNTS_PAYABLE	RECONCILED	B&D ENTERPRISES INC	525.00	2/24/2026	
79102	666563	2/20/2026	ACCOUNTS_PAYABLE	RECONCILED	BEST PIZZA AND SANDWICHES	111.52	2/23/2026	
79121	666564	2/20/2026	ACCOUNTS_PAYABLE	RECONCILED	BEST SUPPLY INC	127.35	2/23/2026	
79082	666565	2/20/2026	ACCOUNTS_PAYABLE	RECONCILED	BLICK ART MATERIALS	271.13	2/25/2026	
79115	666566	2/20/2026	ACCOUNTS_PAYABLE	RECONCILED	BMI AUDIT SERVICES LLC	3,550.00	2/25/2026	
79107	666567	2/20/2026	ACCOUNTS_PAYABLE	RECONCILED	CAROLINA BIOLOGICAL SUPPLY	225.10	2/23/2026	
79105	666568	2/20/2026	ACCOUNTS_PAYABLE	RECONCILED	CENTURY EQUIPMENT, A JERRY PATE CO	124.49	2/25/2026	
79134	666569	2/20/2026	ACCOUNTS_PAYABLE	RECONCILED	CONFIDENT TIRE & AUTOMOTIVE	200.05	2/23/2026	
79080	666570	2/20/2026	ACCOUNTS_PAYABLE	RECONCILED	CTG ENVIRONMENTAL LLC	1,456.00	2/23/2026	
79081	666571	2/20/2026	ACCOUNTS_PAYABLE	RECONCILED	DIETZ, JEFFREY	675.00	2/23/2026	
79090	666572	2/20/2026	ACCOUNTS_PAYABLE	RECONCILED	ELSEVIER INC	2,495.56	2/24/2026	
79088	666573	2/20/2026	ACCOUNTS_PAYABLE	RECONCILED	ENBRIDGE GAS OHIO	20,773.19	3/3/2026	
79077	666574	2/20/2026	ACCOUNTS_PAYABLE	RECONCILED	FLOW READING FLUENCY	387.00	3/2/2026	
79113	666575	2/20/2026	ACCOUNTS_PAYABLE	RECONCILED	FREI, ERIC	220.14	2/23/2026	
79095	666576	2/20/2026	ACCOUNTS_PAYABLE	RECONCILED	GALLAGHER, TIMOTHY M	630.00	2/23/2026	
79138	666577	2/20/2026	ACCOUNTS_PAYABLE	OUTSTANDING	GLASSWORKS INC	301.68		
79083	666578	2/20/2026	ACCOUNTS_PAYABLE	RECONCILED	GORDON FOOD SERVICE INC	931.33	2/25/2026	
79094	666579	2/20/2026	ACCOUNTS_PAYABLE	RECONCILED	H2I GROUP INC	6,756.00	2/23/2026	
79089	666580	2/20/2026	ACCOUNTS_PAYABLE	RECONCILED	HERR ELECTRONICS	11,940.00	2/26/2026	
79103	666581	2/20/2026	ACCOUNTS_PAYABLE	RECONCILED	HOPKINS, ROBIN	185.70	2/23/2026	
79122	666582	2/20/2026	ACCOUNTS_PAYABLE	RECONCILED	JOSTEN'S	1,223.79	2/24/2026	
79137	666583	2/20/2026	ACCOUNTS_PAYABLE	RECONCILED	KALAHARI RESORT & CONVENTION CTR	169.99	2/25/2026	
79073	666584	2/20/2026	ACCOUNTS_PAYABLE	RECONCILED	L. C. DEPT OF	16,218.71	2/24/2026	

Willoughby-Eastlake City

BOE Disbursement Summary Report

Reference Number	Check Number	Date	Type	Status	Name	Amount	Reconcile Date	Void Date
					UTILITIES			
79104	666585	2/20/2026	ACCOUNTS_PAYABLE	RECONCILED	LENTINE, LOUIS M	$ 675.00	2/23/2026	
79132	666586	2/20/2026	ACCOUNTS_PAYABLE	RECONCILED	LESKIEWICZ, NICHOLAS	272.31	2/27/2026	
79100	666587	2/20/2026	ACCOUNTS_PAYABLE	RECONCILED	LITWIN PAINTS AND SUPPLIES LLC	197.68	2/23/2026	
79098	666588	2/20/2026	ACCOUNTS_PAYABLE	RECONCILED	MICHIGAN HEALTH COUNCIL	4,950.00	2/26/2026	
79140	666589	2/20/2026	ACCOUNTS_PAYABLE	RECONCILED	NAGAJ, KATY	298.27	2/23/2026	
79075	666590	2/20/2026	ACCOUNTS_PAYABLE	RECONCILED	O'REILLY AUTO STORES INC	274.41	2/26/2026	
79127	666591	2/20/2026	ACCOUNTS_PAYABLE	RECONCILED	OAASFEP	1,600.00	3/2/2026	
79096	666592	2/20/2026	ACCOUNTS_PAYABLE	RECONCILED	OAESA	295.00	2/23/2026	
79108	666593	2/20/2026	ACCOUNTS_PAYABLE	RECONCILED	ODP BUSINESS SOLUTIONS LLC	51.59	2/23/2026	
79135	666594	2/20/2026	ACCOUNTS_PAYABLE	RECONCILED	OHIO DECA INC	880.00	2/23/2026	
79126	666595	2/20/2026	ACCOUNTS_PAYABLE	OUTSTANDING	ORIENTAL TRADING COMPANY, INC.	64.55		
79111	666596	2/20/2026	ACCOUNTS_PAYABLE	RECONCILED	PATE, RYAN KENNETH	147.00	2/23/2026	
79117	666597	2/20/2026	ACCOUNTS_PAYABLE	RECONCILED	PENNINGTON, MICHAEL	137.00	2/23/2026	
79079	666598	2/20/2026	ACCOUNTS_PAYABLE	RECONCILED	PETRIC, ZACHARY	315.00	2/23/2026	
79118	666599	2/20/2026	ACCOUNTS_PAYABLE	RECONCILED	PHILLIPS, CASSIA	577.50	2/23/2026	
79093	666600	2/20/2026	ACCOUNTS_PAYABLE	RECONCILED	PROSELECT INSURANCE CO	141,008.20	2/23/2026	
79114	666601	2/20/2026	ACCOUNTS_PAYABLE	VOID	REIK, DANIEL JACOB	283.50		2/20/2026
79128	666602	2/20/2026	ACCOUNTS_PAYABLE	OUTSTANDING	RIDDELL/ALL AMERICAN SP CORP	10,412.90		
79133	666603	2/20/2026	ACCOUNTS_PAYABLE	OUTSTANDING	SCHOLASTIC INC	815.60		
79109	666604	2/20/2026	ACCOUNTS_PAYABLE	RECONCILED	SHERWOOD, THOMAS	483.00	2/23/2026	
79139	666605	2/20/2026	ACCOUNTS_PAYABLE	RECONCILED	SHRED-IT	176.28	2/24/2026	
79076	666606	2/20/2026	ACCOUNTS_PAYABLE	RECONCILED	SKILLS USA INC	2,677.50	2/24/2026	
79099	666607	2/20/2026	ACCOUNTS_PAYABLE	RECONCILED	SPLASHTOP INC	2,703.00	2/27/2026	
79084	666608	2/20/2026	ACCOUNTS_PAYABLE	OUTSTANDING	STAPLES	1,746.03		
79097	666609	2/20/2026	ACCOUNTS_PAYABLE	RECONCILED	SUPERIOR AUTO PARTS	314.80	2/20/2026	
79116	666610	2/20/2026	ACCOUNTS_PAYABLE	RECONCILED	THE BULK BOOKSTORE	3,679.92	2/23/2026	
79130	666611	2/20/2026	ACCOUNTS_PAYABLE	RECONCILED	THE HOSE SHACK, LLC.	159.00	2/23/2026	
79091	666612	2/20/2026	ACCOUNTS_PAYABLE	RECONCILED	TRANSFER EXPRESS INC	1,306.60	2/23/2026	

Willoughby-Eastlake City

BOE Disbursement Summary Report

Reference Number	Check Number	Date	Type	Status	Name	Amount	Reconcile Date	Void Date
79101	666613	2/20/2026	ACCOUNTS_PAYABLE	RECONCILED	TYLICKI GIUSTO, KIMBERLY	$ 173.92	2/24/2026	
79123	666614	2/20/2026	ACCOUNTS_PAYABLE	RECONCILED	UH OCCUPATIONAL HEALTH	253.00	2/27/2026	
79124	666615	2/20/2026	ACCOUNTS_PAYABLE	RECONCILED	UNITED SKATES OF AMERICA	1,380.00	2/24/2026	
79125	666616	2/20/2026	ACCOUNTS_PAYABLE	RECONCILED	VANAKIN, ROBERT	210.00	2/23/2026	
79119	666617	2/20/2026	ACCOUNTS_PAYABLE	RECONCILED	WARD, PATRICK	824.26	2/23/2026	
79129	666618	2/20/2026	ACCOUNTS_PAYABLE	RECONCILED	WASTE MANAGEMENT	5,931.81	2/27/2026	
79087	666619	2/20/2026	ACCOUNTS_PAYABLE	RECONCILED	WEBER DOOR INC	222.00	2/23/2026	
79141	666621	2/26/2026	ACCOUNTS_PAYABLE	RECONCILED	LAKE COUNTY GENERAL	3,597.00	2/27/2026	
79200	666622	2/27/2026	ACCOUNTS_PAYABLE	RECONCILED	ABS MONEY SYSTEMS INC	180.20	3/3/2026	
79215	666623	2/27/2026	ACCOUNTS_PAYABLE	OUTSTANDING	ADLER TEAM SPORTS	540.00		
79147	666624	2/27/2026	ACCOUNTS_PAYABLE	OUTSTANDING	AFFORDABLE UNIFORMS WEST SIDE LLC	3,316.88		
79214	666625	2/27/2026	ACCOUNTS_PAYABLE	RECONCILED	AGPARTS WORLDWIDE INC	1,995.00	3/2/2026	
79206	666626	2/27/2026	ACCOUNTS_PAYABLE	RECONCILED	AIR FORCE ONE INC	1,882.00	3/3/2026	
79149	666627	2/27/2026	ACCOUNTS_PAYABLE	RECONCILED	ALMUR CONSTRUCTION INC	3,870.00	3/3/2026	
79153	666628	2/27/2026	ACCOUNTS_PAYABLE	OUTSTANDING	ALTERNATIVE LOGISTICS TECHNOLOGIES HOLDINGS, INC	563.20		
79143	666629	2/27/2026	ACCOUNTS_PAYABLE	OUTSTANDING	AMAZON CAPITAL SERVICES INC	6,103.61		
79192	666630	2/27/2026	ACCOUNTS_PAYABLE	RECONCILED	AMERESCO, INC.	376,950.50	3/3/2026	
79202	666631	2/27/2026	ACCOUNTS_PAYABLE	RECONCILED	Argent Institutional Trust Company	1,500.00	3/3/2026	
79148	666632	2/27/2026	ACCOUNTS_PAYABLE	OUTSTANDING	ASSESSMENT TECHNOLOGIES INSTITUTE LLC	71,494.00		
79174	666633	2/27/2026	ACCOUNTS_PAYABLE	OUTSTANDING	AURA SCREENS INC.	675.88		
79224	666634	2/27/2026	ACCOUNTS_PAYABLE	RECONCILED	AUTOSALES INCORPORATED	167.99	3/3/2026	
79187	666635	2/27/2026	ACCOUNTS_PAYABLE	RECONCILED	AUTOZONE STORES LLC	59.36	3/3/2026	
79159	666636	2/27/2026	ACCOUNTS_PAYABLE	RECONCILED	AVENUE AUTO CLINIC INC	2,995.96	3/3/2026	
79212	666637	2/27/2026	ACCOUNTS_PAYABLE	OUTSTANDING	B&D ENTERPRISES INC	525.00		

Willoughby-Eastlake City

BOE Disbursement Summary Report

Reference Number	Check Number	Date	Type	Status	Name	Amount	Reconcile Date	Void Date
79145	666638	2/27/2026	ACCOUNTS_PAYABLE	RECONCILED	B.K. ELECTRIC CO INC	$ 15,966.10	3/3/2026	
79170	666639	2/27/2026	ACCOUNTS_PAYABLE	OUTSTANDING	BECKER'S SCHOOL SUPPLIES DBA	91.93		
79188	666640	2/27/2026	ACCOUNTS_PAYABLE	RECONCILED	BEST PIZZA AND SANDWICHES	128.99	3/3/2026	
79190	666641	2/27/2026	ACCOUNTS_PAYABLE	OUTSTANDING	BUCKEYE INTERNATIONAL INC	227.28		
79180	666642	2/27/2026	ACCOUNTS_PAYABLE	OUTSTANDING	CIRO'S SEWER CLEANING INC	1,300.00		
79160	666643	2/27/2026	ACCOUNTS_PAYABLE	OUTSTANDING	CITY OF EASTLAKE	5,376.00		
79171	666644	2/27/2026	ACCOUNTS_PAYABLE	RECONCILED	COCA-COLA CONSOLIDATED, INC.	1,505.28	3/3/2026	
79189	666645	2/27/2026	ACCOUNTS_PAYABLE	RECONCILED	COLE, WALTER	315.00	3/3/2026	
79162	666646	2/27/2026	ACCOUNTS_PAYABLE	RECONCILED	CONFIDENT TIRE & AUTOMOTIVE	265.47	3/3/2026	
79220	666647	2/27/2026	ACCOUNTS_PAYABLE	RECONCILED	DIETZ, JEFFREY	540.00	3/3/2026	
79223	666648	2/27/2026	ACCOUNTS_PAYABLE	OUTSTANDING	E3 GORDON STOWE	180.00		
79152	666649	2/27/2026	ACCOUNTS_PAYABLE	RECONCILED	EGOLDFAX DBA	239.96	3/3/2026	
79219	666650	2/27/2026	ACCOUNTS_PAYABLE	RECONCILED	ELECTRICAL APPLIANCE REPAIR	633.60	3/3/2026	
79144	666651	2/27/2026	ACCOUNTS_PAYABLE	RECONCILED	ESC OF NORTHEAST OHIO	8,343.00	3/3/2026	
79183	666652	2/27/2026	ACCOUNTS_PAYABLE	RECONCILED	ESC OF THE WESTERN RESERVE	11,756.46	3/3/2026	
79179	666653	2/27/2026	ACCOUNTS_PAYABLE	OUTSTANDING	FAMOUS DISTRIBUTION	686.58		
79218	666654	2/27/2026	ACCOUNTS_PAYABLE	OUTSTANDING	FLINN SCIENTIFIC INC	1,773.95		
79193	666655	2/27/2026	ACCOUNTS_PAYABLE	OUTSTANDING	FRONTLINE TECHNOLOGIES GROUP LLC	4,383.77		
79211	666656	2/27/2026	ACCOUNTS_PAYABLE	RECONCILED	GALLAGHER, TIMOTHY M	315.00	3/3/2026	
79199	666657	2/27/2026	ACCOUNTS_PAYABLE	OUTSTANDING	GARRARD, CARLI	33.64		
79146	666658	2/27/2026	ACCOUNTS_PAYABLE	RECONCILED	H2I GROUP INC	13,929.60	3/3/2026	
79173	666659	2/27/2026	ACCOUNTS_PAYABLE	OUTSTANDING	HOLVA, MELISSA	2,000.00		
79203	666660	2/27/2026	ACCOUNTS_PAYABLE	OUTSTANDING	ILLUMINATING CO	40,238.37		
79142	666661	2/27/2026	ACCOUNTS_PAYABLE	OUTSTANDING	IMPERIAL DADE	2,203.87		
79177	666662	2/27/2026	ACCOUNTS_PAYABLE	OUTSTANDING	IRVINE, DANIELLE	87.73		
79169	666663	2/27/2026	ACCOUNTS_PAYABLE	OUTSTANDING	JOSTEN'S	168.14		
79213	666664	2/27/2026	ACCOUNTS_PAYABLE	RECONCILED	KALEIDOSCOPE LEARNING INC	125.00	3/3/2026	
79175	666665	2/27/2026	ACCOUNTS_PAYABLE	OUTSTANDING	KONE	1,046.62		

Willoughby-Eastlake City

BOE Disbursement Summary Report

Reference Number	Check Number	Date	Type	Status	Name	Amount	Reconcile Date	Void Date
79161	666666	2/27/2026	ACCOUNTS_PAYABLE	OUTSTANDING	L. C. DEPT OF UTILITIES	$ 15,808.92		
79204	666667	2/27/2026	ACCOUNTS_PAYABLE	OUTSTANDING	LAKE COUNTY TREASURER	21.00		
79222	666668	2/27/2026	ACCOUNTS_PAYABLE	OUTSTANDING	LAKELAND COMMUNITY COLLEGE	31,625.00		
79194	666669	2/27/2026	ACCOUNTS_PAYABLE	OUTSTANDING	LAWRENCE, ADRIONNA	1,300.00		
79156	666670	2/27/2026	ACCOUNTS_PAYABLE	RECONCILED	LENTINE, LOUIS M	540.00	3/3/2026	
79158	666671	2/27/2026	ACCOUNTS_PAYABLE	OUTSTANDING	LEVINE, DEVRA	74.46		
79198	666672	2/27/2026	ACCOUNTS_PAYABLE	OUTSTANDING	LIBERTY MUTUAL INSURANCE CO	562.75		
79167	666673	2/27/2026	ACCOUNTS_PAYABLE	OUTSTANDING	LINGO COMMUNICATIONS, LLC	568.70		
79191	666674	2/27/2026	ACCOUNTS_PAYABLE	RECONCILED	LITWIN PAINTS AND SUPPLIES LLC	118.99	3/3/2026	
79209	666675	2/27/2026	ACCOUNTS_PAYABLE	OUTSTANDING	MATTEO ALUMIUM, INC.	179.28		
79181	666676	2/27/2026	ACCOUNTS_PAYABLE	OUTSTANDING	MAYFIELD CITY SCHOOLS	250.00		
79157	666677	2/27/2026	ACCOUNTS_PAYABLE	OUTSTANDING	O.E. MEYER CO	773.55		
79216	666678	2/27/2026	ACCOUNTS_PAYABLE	RECONCILED	PETRIC, ZACHARY	588.00	3/3/2026	
79163	666679	2/27/2026	ACCOUNTS_PAYABLE	RECONCILED	PHILLIPS, CASSIA	630.00	3/3/2026	
79165	666680	2/27/2026	ACCOUNTS_PAYABLE	OUTSTANDING	PIONEER MANUFACTURING COMPANY	1,364.33		
79186	666681	2/27/2026	ACCOUNTS_PAYABLE	RECONCILED	PITNEY BOWES GLOBAL FINANCIAL	820.14	3/3/2026	
79154	666682	2/27/2026	ACCOUNTS_PAYABLE	RECONCILED	PLAYHOUSE SQUARE	738.00	3/3/2026	
79178	666683	2/27/2026	ACCOUNTS_PAYABLE	OUTSTANDING	POCKET NURSE	1,849.92		
79166	666684	2/27/2026	ACCOUNTS_PAYABLE	RECONCILED	PROSELECT INSURANCE CO	141,008.20	3/3/2026	
79217	666685	2/27/2026	ACCOUNTS_PAYABLE	RECONCILED	PSI	27,664.60	3/3/2026	
79151	666686	2/27/2026	ACCOUNTS_PAYABLE	RECONCILED	RCM FLOORING	1,430.00	3/3/2026	
79208	666687	2/27/2026	ACCOUNTS_PAYABLE	RECONCILED	REFRIGERATION SALES CORP	817.32	3/3/2026	
79172	666688	2/27/2026	ACCOUNTS_PAYABLE	OUTSTANDING	REIK, JACOB DANIEL	283.50		
79176	666689	2/27/2026	ACCOUNTS_PAYABLE	OUTSTANDING	RIVERSIDE INSIGHTS	1,861.00		
79197	666690	2/27/2026	ACCOUNTS_PAYABLE	RECONCILED	SANDERS, JAMES	252.00	3/3/2026	
79182	666691	2/27/2026	ACCOUNTS_PAYABLE	RECONCILED	SANTEE LOCKS & MORE LLC	63.00	3/3/2026	
79201	666692	2/27/2026	ACCOUNTS_PAYABLE	OUTSTANDING	SCHOLASTIC INC	59.29		

Willoughby-Eastlake City

BOE Disbursement Summary Report

Reference Number	Check Number	Date	Type	Status	Name	Amount	Reconcile Date	Void Date
79221	666693	2/27/2026	ACCOUNTS_PAYABLE	RECONCILED	SIGNARAMA CLEVELAND	$ 10,518.48	3/3/2026	
79196	666694	2/27/2026	ACCOUNTS_PAYABLE	OUTSTANDING	SOLAR MADE	1,315.92		
79164	666695	2/27/2026	ACCOUNTS_PAYABLE	OUTSTANDING	SOUTHEAST SECURITY CORPORATION	963.43		
79168	666696	2/27/2026	ACCOUNTS_PAYABLE	OUTSTANDING	STAPLES	939.22		
79150	666697	2/27/2026	ACCOUNTS_PAYABLE	RECONCILED	TRANSFER EXPRESS INC	1,848.91	3/3/2026	
79207	666698	2/27/2026	ACCOUNTS_PAYABLE	OUTSTANDING	UNITED CEREBRAL PALSY	9,800.00		
79210	666699	2/27/2026	ACCOUNTS_PAYABLE	RECONCILED	US SAFETYGEAR INC	45.00	3/3/2026	
79205	666700	2/27/2026	ACCOUNTS_PAYABLE	RECONCILED	VANAKIN, ROBERT	273.00	3/3/2026	
79185	666701	2/27/2026	ACCOUNTS_PAYABLE	OUTSTANDING	VENTRIS LEARNING LLC	160.00		
79195	666702	2/27/2026	ACCOUNTS_PAYABLE	RECONCILED	WILLOUGHBY GENERAL STORE	250.00	3/3/2026	
79155	666703	2/27/2026	ACCOUNTS_PAYABLE	RECONCILED	WOOD COUNTY EDUCATIONAL	1,536.00	3/3/2026	
79184	666704	2/27/2026	ACCOUNTS_PAYABLE	RECONCILED	ZOHO CORPORATION	1,252.35	3/3/2026	
79062	943114	2/17/2026	ACCOUNTS_PAYABLE	RECONCILED	SOUTH HIGH SCHOOL STORE	4,634.25	2/17/2026	
79063	943115	2/17/2026	ACCOUNTS_PAYABLE	RECONCILED	FOOD SERVICE	155.25	2/17/2026	
79068	943116	2/19/2026	ACCOUNTS_PAYABLE	RECONCILED	STRS	69,700.18	2/19/2026	
79065	943117	2/19/2026	ACCOUNTS_PAYABLE	RECONCILED	STRS	636,248.00	2/19/2026	
79067	943118	2/19/2026	ACCOUNTS_PAYABLE	RECONCILED	WILLOUGHBY EASTLAKE INTERNAL	1,094,327.64	2/19/2026	
79066	943119	2/19/2026	ACCOUNTS_PAYABLE	RECONCILED	SERS	155,618.00	2/19/2026	
79069	943120	2/19/2026	ACCOUNTS_PAYABLE	RECONCILED	SERS	4,974.96	2/19/2026	
79070	943121	2/19/2026	ACCOUNTS_PAYABLE	RECONCILED	OHIO DEFERRED COMPENSATION	714.28	2/19/2026	
79071	943122	2/19/2026	ACCOUNTS_PAYABLE	RECONCILED	GUARDIAN	55,400.54	2/19/2026	
79072	943123	2/19/2026	ACCOUNTS_PAYABLE	RECONCILED	ZIONS BANK	23,500.00	2/19/2026	
79225	943124	2/27/2026	ACCOUNTS_PAYABLE	RECONCILED	MUTUAL HEALTH SERVICES	3,670,500.42	2/27/2026	
79110	1000014	2/20/2026	ACCOUNTS_PAYABLE	OUTSTANDING	WUNDERKIND LANGUAGE, LLC	2.80		
79226	1000016	2/27/2026	ACCOUNTS_PAYABLE	RECONCILED	Argent Institutional Trust Company	2,161,934.59	2/27/2026	
79227	1000017	2/27/2026	ACCOUNTS_PAYABLE	RECONCILED	BANK FEES	5,690.10	2/27/2026	
79228	1000018	2/27/2026	ACCOUNTS_PAYABLE	RECONCILED	PNC BANK	9,233.15	2/27/2026	
Grand Total						**$ 16,974,969.52**		

Willoughby-Eastlake City

BOE Cash Summary (FINSUMDTR)Report

Fund	SCC	Description	Beginning Balance	MTD Revenues	FYTD Revenues	MTD Expenditures	FYTD Expenditures	Current Available Balance
001	0000	GENERAL FUND	$ 31,192,898.58	$ 21,068,957.13	$ 81,213,968.04	$ 9,493,146.66	$ 73,487,203.28	$ 38,919,663.34
002	0000	Debt Retirement	0.00	0.00	503,851.36	1,707,289.42	2,211,140.78	(1,707,289.42)
002	9999	November Bond Issue	7,564,877.74	1,000,000.00	3,716,484.92	0.00	4,005,946.87	7,275,415.79
003	0000	PERMANENT IMPROVEMENT FUND	18,486,541.96	400,000.00	1,497,589.35	459,543.46	6,989,908.83	12,994,222.48
004	9010	Board Office and Garage	16,597.56	0.00	0.00	0.00	16,597.56	0.00
006	0000	Food Service	2,599,157.80	17,651.85	1,291,201.03	104,120.35	1,823,322.11	2,067,036.72
007	0000	Jennings CSI Urb 2 Burb	11,959.90	0.00	0.00	0.00	0.00	11,959.90
007	9002	Autism Community	808.66	0.00	0.00	0.00	0.00	808.66
007	9003	Camp Invention	2,637.26	0.00	0.00	0.00	0.00	2,637.26
007	9006	KOSTER SCHOLARSHIP	110,583.69	348.72	2,663.50	0.56	2,002.69	111,244.50
007	9007	MMO SCHOLARSHIP	1,000.00	0.00	0.00	0.00	0.00	1,000.00
007	9008	PHONEMIC AWARENESS	241.80	0.00	0.00	0.00	0.00	241.80
007	9009	R. LEWIS FUND	231.62	0.00	0.00	0.00	0.00	231.62
007	9010	RAYNOR SCHOLARSHIP	2,762.32	0.00	0.00	0.00	2,762.32	0.00
007	9011	SOUTH BERLIN	14,716.09	0.00	7,719.35	0.00	0.00	22,435.44
007	9013	LAKE TRANSITIONS	66.00	0.00	0.00	0.00	0.00	66.00
007	9014	LONGFELLOW SPECIAL NEEDS	141.03	0.00	0.00	0.00	0.00	141.03
007	9015	UNCLAIMED FUNDS	14,460.43	0.00	0.00	0.00	0.00	14,460.43
007	9016	Special Education Supplies	156.00	0.00	0.00	0.00	0.00	156.00
007	9017	OASBO Foundation Scholarship-School Bus. Mgmt.	500.00	0.00	0.00	0.00	0.00	500.00
007	9018	Career Explorations Berlin	20.02	0.00	0.00	0.00	0.00	20.02
007	9020	Bridge to Success Berlin	5.20	0.00	0.00	0.00	0.00	5.20
007	9021	NCIW Berlin	1,044.36	0.00	0.00	0.00	0.00	1,044.36
007	9025	NCIW Lozick Foundation	8,775.23	0.00	0.00	0.00	0.00	8,775.23
007	9030	North Class of 1972 Scholarship Fund	1,646.56	0.00	211.00	0.00	0.00	1,857.56
007	9033	Peggy Atkinson Jackson KSU Scholarship	600.00	0.00	0.00	0.00	0.00	600.00
007	9035	North Berlin	19,056.03	0.00	6,940.00	2,000.00	2,000.00	23,996.03
007	9040	North High Ohio Arts Council	326.36	0.00	0.00	0.00	0.00	326.36
007	9042	North ConsSci,Music,SciLabsDepts	5.00	0.00	0.00	0.00	0.00	5.00
007	9044	North American Red Cross HS Scholarship Program	1,000.00	0.00	0.00	0.00	500.00	500.00
007	9052	Jefferson Jennings	0.00	0.00	1,000.00	0.00	0.00	1,000.00
007	9055	Edison Jennings	0.30	0.00	0.00	0.00	0.00	0.30
007	9057	EMS Jennings	0.00	0.00	1,000.00	0.00	0.00	1,000.00
007	9060	North Jennings	4.16	0.00	0.00	0.00	0.00	4.16
007	9070	South Jennings	1.00	0.00	0.00	0.00	0.00	1.00
007	9072	South American Red Cross HS Scholarship Program	1,250.00	0.00	0.00	0.00	0.00	1,250.00
007	9075	South ConsSci,Music,SciLabsDepts	15,000.00	0.00	0.00	0.00	0.00	15,000.00
007	9080	Steven Bennett Memorial Fund	3,528.00	0.00	0.00	0.00	0.00	3,528.00
007	9090	WWMS G.F. Martin Educational	4,979.99	0.00	0.00	0.00	0.00	4,979.99

Willoughby-Eastlake City

BOE Cash Summary (FINSUMDTR)Report

Fund	SCC	Description	Beginning Balance	MTD Revenues	FYTD Revenues	MTD Expenditures	FYTD Expenditures	Current Available Balance
		Foundation						
007	9100	SOI The NEA Foundation	$ 0.25	$ 0.00	$ 0.00	$ 0.00	$ 0.00	$ 0.25
011	0000	Auto Collision	2,296.72	95.29	1,187.36	356.53	1,260.91	2,223.17
011	9001	Automotive Technology	19,698.47	6,228.42	16,644.76	5,720.13	16,752.30	19,590.93
011	9003	Cosmetology	12,537.66	600.00	2,660.00	80.82	301.96	14,895.70
011	9238	Welding	1,008.21	0.00	0.00	0.00	0.00	1,008.21
012	9026	ADULT EDUCATION	0.00	(1,650.00)	67,033.57	158,294.23	486,176.60	(419,143.03)
018	0000	W-E Foundation	196.02	0.00	0.00	0.00	0.00	196.02
018	9110	Superintendent	68,335.50	7,548.64	86,247.10	5,004.46	45,873.91	108,708.69
018	9115	The Performing Arts Center	2,053.46	0.00	0.00	0.00	0.00	2,053.46
018	9131	Gifted Services	640.13	0.00	0.00	0.00	0.00	640.13
018	9132	Early Literacy Program	(81.09)	25.00	135.00	0.00	0.00	53.91
018	9133	Bridge to Success	1,044.56	0.00	0.00	0.00	0.00	1,044.56
018	9134	PACE	4,243.13	68.00	1,027.00	543.23	3,634.21	1,635.92
018	9168	Pre-School	26,750.27	0.00	3,601.16	774.53	4,374.85	25,976.58
018	9170	Life Skills	473.40	0.00	0.00	0.00	0.00	473.40
018	9209	North High School Special Ed.	3,980.33	0.00	0.00	0.00	332.82	3,647.51
018	9210	North High School (Main)	22,769.16	240.00	2,812.33	95.00	1,218.38	24,363.11
018	9211	North High School Art	325.83	0.00	0.00	0.00	0.00	325.83
018	9212	North High School English	1,703.47	0.00	336.00	362.30	362.30	1,677.17
018	9213	North High School Foreign Language	2,358.57	0.00	0.00	0.00	0.00	2,358.57
018	9214	North High School Math	400.00	0.00	0.00	0.00	400.00	0.00
018	9215	North High School Science	87.92	0.00	0.00	0.00	0.00	87.92
018	9217	North High Bike Club	409.85	0.00	0.00	0.00	0.00	409.85
018	9218	North High School Spanish	838.04	0.00	0.00	75.00	75.00	763.04
018	9220	South High School (Main)	51,465.44	100.00	5,678.64	240.82	1,506.08	55,638.00
018	9222	The Frank Platzar Memorial Fund	560.00	0.00	0.00	0.00	0.00	560.00
018	9230	NCI (Main)	12,327.25	0.00	789.96	3,416.79	3,531.76	9,585.45
018	9235	NCI Career Explorations	1,564.85	0.00	0.00	0.00	0.00	1,564.85
018	9236	NCI Nursing	8,340.91	0.00	1,665.45	0.00	200.00	9,806.36
018	9241	NCI Employment Assistance	1,536.29	0.00	0.00	0.00	0.00	1,536.29
018	9250	School of Innovation (Main)	16,481.65	2,240.25	23,041.15	2,962.60	9,783.43	29,739.37
018	9310	Eastlake (Main)	6,129.45	1,123.00	25,707.60	2,412.38	17,617.93	14,219.12
018	9311	Eastlake Autism	4,127.96	0.00	500.00	542.25	1,139.05	3,488.91
018	9313	Eastlake Laker Academy	542.97	0.00	0.00	0.00	0.00	542.97
018	9320	Willoughby (Main)	14,632.02	785.00	17,567.56	2,010.99	9,931.28	22,268.30
018	9321	Willoughby Choir	1,229.12	0.00	0.00	0.00	0.00	1,229.12
018	9322	Willoughby Physical Ed.	766.91	0.00	0.00	0.00	0.00	766.91
018	9324	Willoughby Drama	1,155.31	0.00	0.00	0.00	0.00	1,155.31
018	9325	Willoughby Power of the Pen	167.15	0.00	0.00	0.00	0.00	167.15
018	9326	Willoughby Math	3,543.50	0.00	0.00	0.00	0.00	3,543.50

Willoughby-Eastlake City

BOE Cash Summary (FINSUMDTR)Report

Fund	SCC	Description	Beginning Balance	MTD Revenues	FYTD Revenues	MTD Expenditures	FYTD Expenditures	Current Available Balance
018	9327	Willoughby PBIS Program	$ 131.84	$ 0.00	$ 0.00	$ 0.00	$ 0.00	$ 131.84
018	9330	Willowick (Main)	10,098.08	0.00	574.20	609.31	709.29	9,962.99
018	9331	Willowick Media Center	5,992.69	0.00	3,573.56	1,176.76	1,435.93	8,130.32
018	9332	Willowick Physical Education	1,928.23	0.00	0.00	0.00	0.00	1,928.23
018	9410	Edison (Main)	20,301.14	1,520.00	4,110.63	3,909.25	8,509.17	15,902.60
018	9420	Grant (Main)	23,867.68	697.00	1,314.00	218.42	1,674.82	23,506.86
018	9430	Jefferson (Main)	12,948.18	525.00	4,590.96	650.18	2,352.06	15,187.08
018	9440	Longfellow (Main)	32,686.88	68.00	7,649.50	1,962.01	8,515.93	31,820.45
018	9447	Royalview Grade 5	391.31	0.00	0.00	0.00	0.00	391.31
018	9448	Royalview Community Challenge (formerly RV Mayor's Challenge)	1,070.15	0.00	0.00	0.00	0.00	1,070.15
018	9449	Royal Council	3,764.96	0.00	170.00	31.84	1,584.68	2,350.28
018	9450	Royalview (Main)	10,337.67	288.00	5,630.25	0.00	4,731.10	11,236.82
018	9451	Royalview 1st Grade Box Tops	228.66	0.00	0.00	0.00	0.00	228.66
018	9452	Royalview 2nd Grade Box Tops	312.87	0.00	0.00	0.00	0.00	312.87
018	9453	Royalview 3rd Grade Box Tops	637.83	0.00	0.00	0.00	0.00	637.83
018	9454	Royalview 4th Grade Box Tops	95.40	0.00	0.00	0.00	0.00	95.40
018	9455	Royalview 5th Grade Box Tops	578.61	0.00	0.00	0.00	0.00	578.61
018	9456	Royalview KDG Box Tops	176.62	0.00	0.00	0.00	0.00	176.62
018	9457	Royalview Special Ed. Box Tops	339.69	0.00	0.00	0.00	0.00	339.69
018	9458	Royalview RV Bldg Box Tops	3,489.15	0.00	344.70	0.00	0.00	3,833.85
018	9459	Royalview Courtyard	1,197.94	818.00	818.00	0.00	126.98	1,888.96
019	9051	Longfellow Academic Boosters (to be closed)	300.00	0.00	0.00	0.00	0.00	300.00
019	9126	Safety	13.26	0.00	0.00	0.00	0.00	13.26
019	9133	Bridge to Success	(341.15)	0.00	0.00	0.00	0.00	(341.15)
019	9134	Success Academy	684.72	0.00	0.00	0.00	0.00	684.72
019	9211	North Library	40.56	0.00	0.00	0.00	0.00	40.56
019	9215	North Target Grants	10.50	0.00	0.00	0.00	0.00	10.50
019	9220	Rebel Families	2,598.78	400.00	1,596.22	0.00	0.00	4,195.00
019	9221	Walmart Grants	4.13	0.00	0.00	0.00	0.00	4.13
019	9223	South Lakeland PSE	9.03	0.00	0.00	0.00	0.00	9.03
019	9225	South PLTW Engineering	5,002.80	0.00	0.00	0.00	0.00	5,002.80
019	9237	NCI Bus Tech Believe In Ohio	504.46	0.00	0.00	0.00	0.00	504.46
019	9240	Health Informatics Pilot Site	5,000.00	0.00	0.00	0.00	0.00	5,000.00
019	9250	FirstEnergy STEM Classroom Grants	38.89	0.00	0.00	0.00	0.00	38.89
019	9273	NCI Bus Tech The Veale Foundation	3,959.17	0.00	10,172.22	2,863.34	6,615.65	7,515.74
019	9310	Eastlake Share-A-Vision	(51.69)	0.00	664.00	0.00	0.00	612.31
019	9312	Eastlake GPD Group Emp Found Grt	3,249.00	0.00	0.00	0.00	3,249.00	0.00
019	9320	Willoughby OHGMEC	139.99	0.00	0.00	0.00	0.00	139.99
019	9321	Willoughby OMLA	17.40	0.00	0.00	0.00	0.00	17.40
019	9323	Willoughby Lakeland PSE	4.01	0.00	0.00	0.00	0.00	4.01

Willoughby-Eastlake City

BOE Cash Summary (FINSUMDTR)Report

Fund	SCC	Description	Beginning Balance	MTD Revenues	FYTD Revenues	MTD Expenditures	FYTD Expenditures	Current Available Balance
019	9330	Willowick Academic Boosters	$ 400.00	$ 0.00	$ 0.00	$ 0.00	$ 0.00	$ 400.00
019	9335	Willowick Mlakar Enrich. Fund	159.37	0.00	0.00	0.00	0.00	159.37
019	9410	Edison Lakeland PSE Grants	0.00	0.00	325.00	0.00	0.00	325.00
019	9412	Edison PPG Grants	0.07	0.00	0.00	0.00	0.00	0.07
019	9420	Grant United Way of Lake County	199.77	0.00	0.00	0.00	0.00	199.77
019	9429	Jefferson Mastin/Lakeland PSE Grant	875.60	0.00	0.00	0.00	0.00	875.60
019	9432	Jefferson PPG Innovative Classroom Grant	20.97	0.00	0.00	0.00	0.00	20.97
019	9435	Jefferson Lentz Memorial Grant-LCRTA	32.45	0.00	0.00	0.00	0.00	32.45
019	9440	Longfellow Academic Boosters	(277.45)	0.00	0.00	0.00	0.00	(277.45)
019	9441	Longfellow SST4 MiniG	353.27	0.00	0.00	0.00	0.00	353.27
019	9445	Longfellow Lentz Memorial Grant-LCRTA	6.94	0.00	0.00	0.00	0.00	6.94
019	9450	Royalview SST4 MiniG	(219.43)	0.00	0.00	0.00	0.00	(219.43)
019	9451	Royalview Battelle Foundation	3.08	0.00	0.00	0.00	0.00	3.08
019	9452	Royalview GPD Group Emp Found Grt	57.83	0.00	0.00	0.00	0.00	57.83
019	9455	Royalview Lentz Memorial Grant-LCRTA	3.79	0.00	0.00	0.00	0.00	3.79
019	9458	Royalview Grant Imahara STEAM Found.	6,000.00	0.00	0.00	0.00	5,753.90	246.10
019	9510	Longfellow GPD Group Emp Found Grt	261.29	0.00	0.00	0.00	0.00	261.29
019	9610	Compass Group	5,000.00	0.00	0.00	0.00	0.00	5,000.00
019	9710	Jeanne Cocco Memorial Grant	1,279.09	0.00	0.00	0.00	0.00	1,279.09
019	9810	Mastin/Lakeland-PSE Grant	39.58	0.00	0.00	0.00	0.00	39.58
020	9001	Summer School	30,463.22	0.00	834.67	0.00	0.00	31,297.89
020	9010	Field House Maintenance	134,372.99	591.42	23,481.21	0.00	20,752.21	137,101.99
020	9015	Pool Maintenance	67,186.48	295.71	11,740.62	0.00	0.00	78,927.10
020	9026	Post-Secondary Nursing	0.00	63,766.65	3,042,963.70	120,902.52	357,169.53	2,685,794.17
020	9250	SOI Fab Lab (Resale out of district)	714.07	0.00	0.00	0.00	0.00	714.07
020	9510	Kennedy Preschool	48,700.21	0.00	0.00	0.00	0.00	48,700.21
020	9610	Food Service	7,929.71	0.00	0.00	0.00	0.00	7,929.71
021	9250	SOI Fab Lab (Resale within district)	923.08	0.00	0.00	0.00	0.00	923.08
022	9001	Adult Nursing Program	0.00	0.00	629,229.00	2,722.00	115,929.79	513,299.21
022	9302	North OHSAA Tournaments	2,803.87	0.00	1,615.00	0.00	800.00	3,618.87
022	9402	South OHSAA Tournaments	7,294.47	0.00	3,004.00	0.00	310.00	9,988.47
024	9001	Medical Self-Insurance	2,052,290.43	2,270,768.64	12,918,045.23	4,017,390.09	13,795,530.26	1,174,805.40
024	9002	Workers' Comp. Self-Insurance	17,306.72	0.00	0.00	0.00	(8,054.36)	25,361.08
027	9001	Workers' Comp. Self-Insurance	491,586.36	0.00	0.00	15,988.00	317,673.50	173,912.86
035	9001	TERMINATION BENEFITS	487,106.35	0.00	900,000.00	25,092.51	955,559.86	431,546.49
200	9001	EASTLAKE INSTRUMENTAL MUSIC	1,273.29	0.00	587.00	896.00	896.00	964.29
200	9002	EASTLAKE GREEN TEAM	212.42	0.00	0.00	0.00	0.00	212.42
200	9005	EASTLAKE STUDENT COUNCIL	24,724.30	0.00	0.00	361.34	1,139.33	23,584.97
200	9006	EASTLAKE VOCAL MUSIC	5,321.92	60.00	285.00	529.73	797.88	4,809.04
200	9007	EASTLAKE NATIONAL JR. HONOR SOCIETY	615.28	0.00	0.00	0.00	0.00	615.28

Willoughby-Eastlake City

BOE Cash Summary (FINSUMDTR)Report

Fund	SCC	Description	Beginning Balance	MTD Revenues	FYTD Revenues	MTD Expenditures	FYTD Expenditures	Current Available Balance
200	9008	EASTLAKE ART CLUB	$ 234.02	$ 0.00	$ 0.00	$ 0.00	$ 0.00	$ 234.02
200	9101	WILLOUGHBY ART CLUB	3,767.42	145.00	145.00	0.00	0.00	3,912.42
200	9103	WILLOUGHBY INSTRUMENTAL MUSIC	449.92	0.00	0.00	0.00	0.00	449.92
200	9104	WILLOUGHBY LIBRARY CLUB	11.37	0.00	0.00	0.00	0.00	11.37
200	9105	WILLOUGHBY ROCKET CLUB	2,227.73	0.00	0.00	0.00	0.00	2,227.73
200	9107	Willoughby Student Council	2,251.06	0.00	0.00	120.00	299.82	1,951.24
200	9108	WILLOUGHBY YEARBOOK	4,279.23	0.00	0.00	0.00	0.00	4,279.23
200	9109	Willoughby 8th Grade Club	6,755.71	289.00	4,448.00	0.00	5,420.42	5,783.29
200	9110	WMS Makerspace Club	135.76	7.00	157.00	299.78	299.78	(7.02)
200	9166	Career Explorations	3,887.34	283.00	1,345.50	999.26	2,055.90	3,176.94
200	9202	WILLOWICK MUSIC PROGRAMS	3,687.85	0.00	1,300.00	0.00	1,766.89	3,220.96
200	9203	WILLOWICK LANCE NEWSPAPER	1,420.03	0.00	0.00	0.00	0.00	1,420.03
200	9204	WILLOWICK LIBRARY CLUB	29.15	0.00	0.00	0.00	0.00	29.15
200	9205	WILLOWICK MATH CLUB	44.50	0.00	0.00	0.00	0.00	44.50
200	9206	WILLOWICK NATIONAL JR. HONOR SOCIETY	443.71	0.00	0.00	0.00	0.00	443.71
200	9208	WILLOWICK STUDENT COUNCIL	6,907.55	0.00	0.00	0.00	0.00	6,907.55
200	9209	WILLOWICK DRAMA CLUB	4,748.53	0.00	0.00	0.00	0.00	4,748.53
200	9301	NORTH HIGH ACADEMIC DECATHLON	530.55	77.00	807.00	0.00	0.00	1,337.55
200	9304	North High Music Programs	28,501.09	5,461.00	13,476.00	8,700.00	10,034.42	31,942.67
200	9305	North High Quizbowl	2,081.18	0.00	0.00	0.00	0.00	2,081.18
200	9309	NORTH HIGH DRAMA CLUB	24,825.59	166.00	6,876.00	4,039.96	10,787.51	20,914.08
200	9310	NORTH HIGH VOLUNTEERS' CLUB	6,661.98	0.00	0.00	0.00	66.34	6,595.64
200	9313	NORTH HIGH NATIONAL HONOR SOCIETY	219.30	0.00	320.00	0.00	0.00	539.30
200	9314	NORTH HIGH NATURE CLUB	2,946.98	0.00	0.00	0.00	0.00	2,946.98
200	9315	NORTH HIGH SEARCH LIGHT NEWSPAPER	716.88	0.00	0.00	0.00	0.00	716.88
200	9316	NORTH HIGH STUDENT COUNCIL	41,544.97	0.00	18,536.00	3,274.06	16,720.23	43,360.74
200	9317	NORTH HIGH YEARBOOK	26,318.04	1,440.00	2,422.00	0.00	28.49	28,711.55
200	9319	NORTH HIGH ART CLUB	3,772.97	0.00	0.00	0.00	0.00	3,772.97
200	9321	North High Science Club	188.62	0.00	0.00	0.00	0.00	188.62
200	9328	North High Class of 2025	6,109.25	0.00	0.00	4,701.95	6,109.25	0.00
200	9329	North High Class of 2026	8,284.75	4,701.95	6,311.95	0.00	2,037.75	12,558.95
200	9330	North High Coffee Cart Club	15.25	0.00	0.00	0.00	0.00	15.25
200	9331	North High Class of 2027	943.58	84.00	951.00	0.00	0.00	1,894.58
200	9340	North High Ranger Yell	156.88	0.00	8,132.22	123.95	123.95	8,165.15
200	9344	North High Robotics Club	310.00	0.00	2,142.00	0.00	0.00	2,452.00
200	9346	North High Fab Lab	2,391.47	0.00	103.48	0.00	0.00	2,494.95
200	9401	SOUTH HIGH ACADEMIC DECATHLON	1,314.25	0.00	0.00	0.00	0.00	1,314.25
200	9402	South High School Store	5,058.21	7,246.75	46,898.25	8,050.59	54,211.47	(2,255.01)
200	9409	SOUTH HIGH DRAMA CLUB	16,649.98	6,735.00	14,276.00	1,412.44	8,198.47	22,727.51

Willoughby-Eastlake City

BOE Cash Summary (FINSUMDTR)Report

Fund	SCC	Description	Beginning Balance	MTD Revenues	FYTD Revenues	MTD Expenditures	FYTD Expenditures	Current Available Balance
200	9410	SOUTH HIGH FOREIGN LANGUAGE	$ 2,252.85	$ 0.00	$ 56.00	$ 0.00	$ 0.00	$ 2,308.85
200	9411	SOUTH HIGH DIGITAL MEDIA CLUB	305.59	0.00	0.00	0.00	0.00	305.59
200	9412	South High Key Club	6,832.81	0.00	900.00	0.00	416.00	7,316.81
200	9413	SOUTH HIGH MARCHING BAND	7,838.24	0.00	10,285.00	9,707.00	15,535.41	2,587.83
200	9415	SOUTH HIGH NATIONAL HONOR SOCIETY	1,692.69	40.00	720.00	0.00	385.00	2,027.69
200	9418	SOUTH HIGH STUDENT COUNCIL	20,693.20	0.00	14,755.00	135.00	9,234.10	26,214.10
200	9419	SOUTH HIGH YEARBOOK	10,973.34	0.00	174.00	0.00	968.46	10,178.88
200	9425	South High Art Club	1,562.43	0.00	0.00	0.00	0.00	1,562.43
200	9426	South High Modern Dance Club	895.25	0.00	0.00	0.00	0.00	895.25
200	9429	South High Class of 2025	1,285.36	0.00	0.00	1,285.36	1,285.36	0.00
200	9430	South High Class of 2026	0.00	1,285.36	1,285.36	0.00	0.00	1,285.36
200	9445	South High Rebel Yell	1,098.80	0.00	8,649.90	0.00	0.00	9,748.70
200	9446	South High Fab Lab	(2,216.69)	0.00	0.00	0.00	0.00	(2,216.69)
200	9452	South High School Store Debt	9,000.00	0.00	0.00	0.00	0.00	9,000.00
200	9501	Auto Coll.	768.93	0.00	0.00	0.00	0.00	768.93
200	9502	Auto Tech.	3,223.59	0.00	120.00	15.47	485.02	2,858.57
200	9503	Business Technology	1,085.61	0.00	0.00	0.00	96.00	989.61
200	9504	Hospitality	817.71	0.00	0.00	0.00	0.00	817.71
200	9506	Welding	10,772.87	0.00	1,210.71	0.00	0.00	11,983.58
200	9508	Cosmetology	186.88	0.00	0.00	0.00	0.00	186.88
200	9601	GRANT STUDENT COUNCIL	1,619.78	0.00	0.00	0.00	0.00	1,619.78
200	9608	GRANT SCHOOL STORE	644.99	0.00	0.00	0.00	0.00	644.99
200	9801	Supt-Student Advisory Council	1,716.46	0.00	0.00	0.00	0.00	1,716.46
300	9001	EASTLAKE ATHLETICS	38,015.17	0.00	20,834.35	506.52	24,323.90	34,525.62
300	9101	WILLOUGHBY ATHLETICS	31,649.10	0.00	29,355.00	719.99	21,179.48	39,824.62
300	9201	WILLOWICK ATHLETICS	29,380.37	1,500.00	2,433.00	0.00	336.10	31,477.27
300	9301	NORTH ATHLETICS	71,278.15	7,523.80	65,825.80	3,633.84	63,062.81	74,041.14
300	9401	SOUTH ATHLETICS	300,449.40	5,394.00	105,196.39	12,168.35	57,280.06	348,365.73
413	9025	POST SECONDARY VOC EDUCATION	2,401,991.22	0.00	0.00	0.00	2,401,991.22	0.00
439	9025	PRESCHOOL	(17,675.09)	0.00	34,127.39	0.00	16,452.30	0.00
439	9026	PUBLIC SCHOOL PRESCHOOL	0.00	9,347.36	46,592.48	9,302.36	55,894.84	(9,302.36)
451	9026	DATA COMMUNICATION FUND	0.00	0.00	12,000.00	0.00	12,000.00	0.00
499	9026	Job Coach/Skills Trainer	0.00	8,357.94	8,357.94	2,785.98	8,357.94	0.00
499	9124	ODHE WORK READY GRANT	67,592.00	0.00	0.00	0.00	34,773.12	32,818.88
499	9324	ODHE SUPER RAPIDS GRANT	1,105.95	0.00	0.00	0.00	1,105.95	0.00
499	9424	ODHE TALENT READY GRANT	0.00	0.00	0.00	0.00	(1,000.00)	1,000.00
499	9425	ODHE TALENT READY GRANT	52,630.00	0.00	0.00	0.00	0.00	52,630.00
499	9526	AGO Formula-Based SSTG 25 Safety Grant	30,167.80	0.00	0.00	3,870.00	25,313.20	4,854.60
499	9626	Ohio DoD Tech Cred Agreements	0.00	0.00	0.00	0.00	68,000.00	(68,000.00)
499	9726	ODHE Center for Training Excellence	0.00	25,000.00	25,000.00	6,649.74	6,649.74	18,350.26

Willoughby-Eastlake City

BOE Cash Summary (FINSUMDTR)Report

Fund	SCC	Description	Beginning Balance	MTD Revenues	FYTD Revenues	MTD Expenditures	FYTD Expenditures	Current Available Balance
		(CTX)						
502	9025	ODHE AWE NURSING FY25	$ 396,879.71	$ 0.00	$ 0.00	$ 0.00	$ 396,879.71	$ 0.00
516	9025	IDEA PART B GRANTS	67,326.35	0.00	58,884.17	0.00	126,210.52	0.00
516	9026	IDEA PART B GRANTS	0.00	167,592.62	842,804.90	166,670.25	1,009,475.15	(166,670.25)
524	9026	E4E Competitive Grant FY2026	0.00	0.00	100,000.00	0.00	191,910.00	(91,910.00)
536	9025	TITLE I SCHOOL IMPROVEMENT A	2,837.90	0.00	4,641.96	0.00	7,479.86	0.00
551	9026	LIMITED ENGLISH PROFICIENCY	0.00	0.00	6,885.90	0.00	6,885.90	0.00
551	9125	TITLE III-IMMIGRANT	0.00	0.00	298.26	0.00	298.26	0.00
572	9025	TITLE I-A DISADVANTAGED CHILDREN	46,673.62	0.00	155,868.52	0.00	202,542.14	0.00
572	9026	TITLE I DISADVANTAGED CHILDREN	0.00	106,407.88	537,763.23	130,703.72	668,466.95	(130,703.72)
572	9125	Expanding Opportunities for Each Child	100.46	0.00	605.13	0.00	705.59	0.00
572	9226	TITLE I DISADVANTAGED CHILDREN	0.00	0.00	5,096.05	8,062.69	13,158.74	(8,062.69)
584	9025	TITLE IV, PART A, STUDENT SUPPORT AND ACADEMIC ENRICHMENT PROGRAMS	6,083.98	0.00	2,615.61	0.00	8,699.59	0.00
584	9026	TITLE IV, PART A, STUDENT SUPPORT AND ACADEMIC ENRICHMENT PROGRAMS	0.00	1,103.70	23,588.22	1,855.83	25,444.05	(1,855.83)
587	9026	IDEA PRESCHOOL-HANDICAPPED	0.00	15,867.48	47,602.44	7,933.74	47,602.44	0.00
590	9025	IMPROVING TEACHER QUALITY	14,888.56	0.00	29,298.43	0.00	44,186.99	0.00
590	9026	IMPROVING TEACHER QUALITY	0.00	19,188.49	93,162.84	21,928.42	115,091.26	(21,928.42)
599	9026	Post-Secondary Nursing Pell Grants - FY26	0.00	0.00	445,813.29	105,417.05	824,829.34	(379,016.05)
599	9126	ODHE AWE Nursing FY26	0.00	120,574.00	758,601.71	27,837.36	220,709.74	537,891.97
599	9226	CLSD Competitive Grant - FY26	0.00	0.00	65,815.14	33,516.76	145,816.28	(80,001.14)
599	9624	NSLP Equipment Assistance	0.00	0.00	10,000.00	0.00	10,000.00	0.00
Grand Total			**$ 67,766,250.11**	**$ 25,359,978.05**	**$ 109,778,453.38**	**$ 16,730,723.23**	**$ 111,758,298.93**	**$ 65,786,404.56**

Gross Depository Balances:		
US Bank 2030	$0.00	
US Bank 2014	$26,076.16	
Farmers Master	$25,000.00	
Farmers Sweep	$17,887,321.94	
Huntington 7314	$931,698.96	
Total Depository Balances (Gross)		$18,870,097.06
Adjustments to Bank Balance:		
Cash in Transit to Bank	$3,386.61	
Outstanding Checks	($1,030,145.70)	
Adjustments:		
Total Adjustments to Bank Balance		($1,026,759.09)
Investments:		
Treasury Bonds and Notes	$0.00	
Certificate of Deposits	$0.00	
Other Securities	$0.00	
Other Investments:		
STAR Ohio	$817.05	
Investments at RedTree	$47,829,455.09	
Investments at RedTree - Koster Scholarship	$112,794.45	
Total Investments		$47,943,066.59
Cash on Hand:		
Petty Cash:		
Change Cash:		
Cash with Fiscal Agent	$0.00	
Total Cash on Hand		$0.00
Total Balances		$65,786,404.56
Total Fund Balance		$65,786,404.56
Depository Clearance Accounts:		
US Bank Payroll 2022	$2,989.46	
Huntington Bank Payroll	$5,162.44	
Total Clearance Account Balances		$8,151.90

Treasurer

WILLOUGHBY-EASTLAKE CITY SCHOOLS
BOARD OF EDUCATION

Monthly Cash and Investments
For the Month Ended February 28, 2026

BANKS/FINANCIAL INSTITUTIONS	*Current Interest Rate*	*Prior month Interest Rate*	*Funds Held*
U.S. Bank	-	-	26,076.16
Huntington National Bank	-	-	(95,060.13)
Farmers National Bank	3.88	3.96	17,912,321.94
RedTree Investments	4.15	4.16	47,829,455.09
RedTree – Koster Scholarship	3.73	3.73	112,794.45
STAR Ohio	3.80	3.84	817.05
Total Cash and Investments			**$65,786,404.56**

General Fund Interest Income Snapshot Year to Date
FY24 and FY25 vs FY26

Interest Income to date – FY26	$1,990,762.20
Interest Income to date – FY25	$1,880,550.06
Interest Income to date – FY24	$1,672,941.23
Change from prior year	6%
Change from two years	19%

Monthly Activity Summary

	Since 2/1/2026
Beginning Book Value	**55,740,481.89**
Contributions	0.00
Withdrawals	-8,200,000.00
Prior Month Management Fees	-4,722.35
Prior Month Custody Fees	-283.50
Realized Gains/Losses	9,231.36
Gross Interest Earnings	284,747.69
Ending Book Value	**47,829,455.09**

Portfolio Allocation as of 2/28/2026

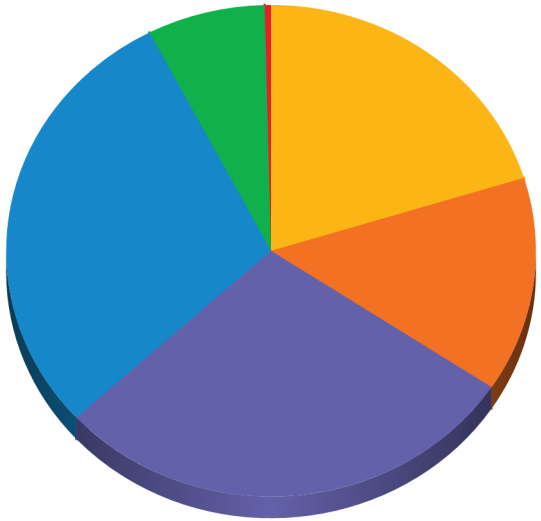

Distribution by Maturity

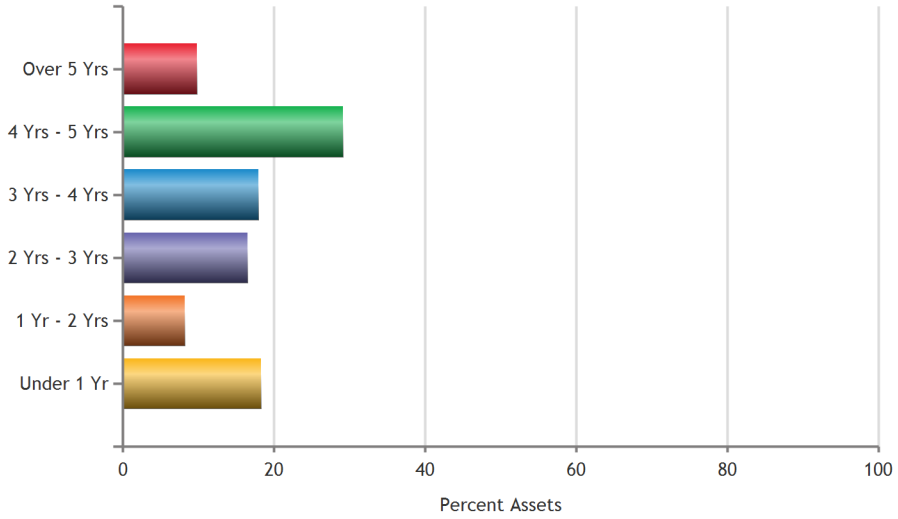

Allocation Information

Security Type	Market Value	% Assets	Yield	WAM
U.S. GOVERNMENT AGENCY NOTES	9,880,069.91	20.2	4.07	3.49
MUNICIPAL BONDS	6,919,225.69	14.1	4.31	5.00
U.S. TREASURY NOTES	14,079,855.60	28.8	4.01	3.30
CERTIFICATES OF DEPOSIT	14,313,594.53	29.3	4.25	1.92
COMMERCIAL PAPERS	3,525,014.71	7.2	4.29	0.18
MONEY MARKET FUNDS	187,095.40	0.4	3.56	0.00
Total	**48,904,855.83**	**100.0**	**4.15**	**2.94**

Estimated Gross Income Projection

3/1/2026 - 2/28/2027

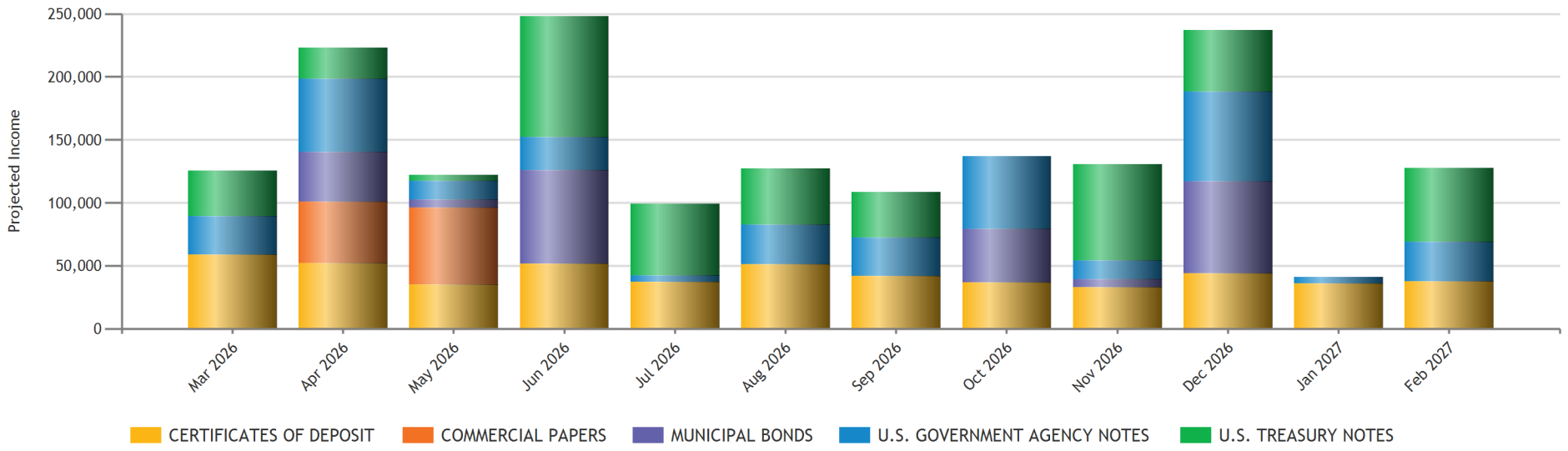

	Mar 2026	Apr 2026	May 2026	Jun 2026	Jul 2026	Aug 2026	Sep 2026	Oct 2026	Nov 2026	Dec 2026	Jan 2027	Feb 2027
CERTIFICATES OF DEPOSIT	58,869	52,252	35,064	51,728	37,531	51,179	42,157	37,112	33,269	43,937	36,157	37,772
COMMERCIAL PAPERS	0	48,792	61,350	0	0	0	0	0	0	0	0	0
MUNICIPAL BONDS	0	39,324	6,384	74,195	0	0	0	42,026	6,384	73,057	0	0
U.S. GOVERNMENT AGENCY NOTES	30,546	58,042	14,790	26,550	4,946	31,416	30,546	58,042	14,790	71,490	4,946	31,416
U.S. TREASURY NOTES	35,953	24,675	4,688	95,678	56,700	44,734	35,953	0	76,416	48,750	0	58,497
Total	**125,368**	**223,084**	**122,276**	**248,151**	**99,176**	**127,330**	**108,657**	**137,180**	**130,859**	**237,234**	**41,102**	**127,685**

Grand Total	**1,728,102**

Gross Monthly Income

Negative Amounts Represent Paid Accrued Interest
2/1/2026 - 2/28/2026

Pay-Date	CUSIP	Security	Amount
U.S. GOVERNMENT AGENCY NOTES			
2/12/2026	3133EL3J1	Federal Farm Credit Bank 1.150% Due 8/12/2030	2,012.50
2/12/2026	3133ETYU5	Federal Farm Credit Bank 3.500% Due 9/23/2030	14,324.72
2/17/2026	3133EKA30	Federal Farm Credit Bank 2.250% Due 8/15/2029	10,653.75
2/17/2026	3133ERPS4	Federal Farm Credit Bank 3.750% Due 8/15/2029	18,750.00
2/18/2026	3130AV6J6	Federal Home Ln Bank 4.500% Due 3/13/2026	9,687.50
2/18/2026	3133EPBJ3	Federal Farm Credit Bank 4.375% Due 2/23/2026	8,506.94
2/18/2026	3133ETUP0	Federal Farm Credit Bank 4.490% Due 5/20/2030	8,780.44
			72,715.85
U.S. TREASURY NOTES			
2/2/2026	91282CGJ4	US Treasury Note 3.500% Due 1/31/2030	14,700.00
2/2/2026	91282CJW2	US Treasury Note 4.000% Due 1/31/2029	15,000.00
2/2/2026	91282CLC3	US Treasury Note 4.000% Due 7/31/2029	10,000.00
2/2/2026	91282CMG3	US Treasury Note 4.250% Due 1/31/2030	17,000.00
2/4/2026	91282CEV9	US Treasury Note 3.250% Due 6/30/2029	4,352.04
2/17/2026	9128284V9	US Treasury Note 2.875% Due 8/15/2028	1,796.88
			62,848.92
CERTIFICATES OF DEPOSIT			
2/2/2026	05465DBR8	Axos Bank, CA 3.800% Due 4/2/2027	803.62
2/6/2026	097281CC1	Bogota Savings Bank, NJ 4.450% Due 2/6/2026	5,443.87
2/9/2026	29367RND4	Enterprise Bank, PA 4.600% Due 6/7/2029	972.81
2/9/2026	319050AQ3	First Bank of Berne, IN 4.300% Due 8/7/2026	5,289.12
2/9/2026	88054RBZ2	Tennessee State Bank, TN 4.150% Due 2/9/2027	5,104.61
2/10/2026	74086MAZ6	Presidential Bank, MD 3.650% Due 4/12/2027	771.90

Gross Monthly Income

Negative Amounts Represent Paid Accrued Interest
2/1/2026 - 2/28/2026

Pay-Date	CUSIP	Security	Amount
2/11/2026	88241TTK6	Texas Exchange Bank Crowley 3.700% Due 10/11/2028	361.38
2/12/2026	23322GY76	DMB Community Bank, WI 3.850% Due 8/14/2028	814.20
2/12/2026	59013KG34	Merrick Bank, UT 4.100% Due 8/12/2027	867.07
2/12/2026	91139LAM8	United Roosevelt Svgs Bank, NJ 4.500% Due 9/12/2028	951.66
2/13/2026	02554BFF3	American Eagle Bank, IL 3.850% Due 7/13/2027	814.20
2/13/2026	05584CZG4	BNY Mellon, NA 3.800% Due 8/13/2030	4,693.26
2/13/2026	09582YBD3	Blue Ridge Bank, VA 4.450% Due 8/13/2026	5,473.62
2/13/2026	31925YCU4	First Bank of The Lake, MO 4.150% Due 6/13/2028	877.64
2/13/2026	523744BA7	Lea County State Bank, NM 4.100% Due 8/13/2027	867.07
2/13/2026	695292FT4	Paducah B&T, KY 4.500% Due 4/13/2026	951.66
2/13/2026	857894Q77	Stearns Bank, MN 4.050% Due 8/14/2028	3,062.47
2/17/2026	098079BG0	b1Bank, LA 4.650% Due 9/15/2026	983.38
2/17/2026	15118RG68	Celtic Bank, UT 4.500% Due 4/14/2026	951.66
2/17/2026	20033A3V6	Comenity Capital Bank, UT 4.550% Due 4/17/2026	962.23
2/17/2026	23204HQA9	Customers Bank, PA 4.050% Due 8/13/2027	4,981.61
2/17/2026	32110YW27	First National Bank of America, MI 3.650% Due 12/26/2030	771.90
2/17/2026	34387AHW2	Flushing Bank, NY 4.000% Due 8/12/2026	845.92
2/17/2026	58404DYM7	Medallion Bank, UT 3.650% Due 9/16/2030	771.90
2/17/2026	949764NJ9	Wells Fargo Bank, SD 4.850% Due 5/14/2027	1,021.56
2/18/2026	47804GLG6	John Marshall Bank, VA 4.750% Due 2/23/2026	874.91
2/19/2026	38150V4S5	Goldman Sachs Bank USA, NY 3.850% Due 8/19/2030	4,755.01
2/19/2026	70086VAU5	Park State Bank, MN 4.450% Due 7/19/2028	449.75
2/23/2026	32117BFQ6	First Natl Bank Damariscotta, ME 4.800% Due 3/23/2026	1,011.02
2/24/2026	09776DAZ7	BOM Bank, LA 3.650% Due 10/24/2030	771.90
2/25/2026	307811KJ7	Farmers & Merchants Bank, WI 3.750% Due 9/27/2027	793.05

Pay-Date	CUSIP	Security	Amount
2/26/2026	31904PDH6	First B&T Brookings, SD 4.650% Due 7/26/2027	983.38
2/26/2026	90355GB47	UBS Bank USA, UT 3.900% Due 11/26/2030	824.77
			59,874.11
COMMERCIAL PAPERS			
2/4/2026	06054PBD7	Bank of America 0.000% Due 2/13/2026	10,239.37
2/5/2026	45685RDM6	ING US CP 0.000% Due 4/21/2026	16,431.92
2/5/2026	89233HCL6	Toyota Motor Credit 0.000% Due 3/20/2026	13,725.55
2/6/2026	89233HB60	Toyota Motor Credit 0.000% Due 2/6/2026	14,626.87
2/12/2026	45685RDM6	ING US CP 0.000% Due 4/21/2026	6,044.65
2/19/2026	63307MDU0	National Bank CDA 0.000% Due 4/28/2026	27,657.53
			88,725.89
MONEY MARKET FUNDS			
2/2/2026	USBMMF	First American Treasury Obligations Fund	582.92
			582.92
TOTAL INCOME			**284,747.69**

Realized Gains and Losses

2/1/2026 - 2/28/2026

Purchase Date	Close Date	Quantity	CUSIP	Security	Cost Basis	Proceeds	Total Gain/Loss
8/22/2024	2/4/2026	635,000	91282CEV9	US Treasury Note 3.250% Due 6/30/2029	619,000.97	626,219.14	7,218.17
8/30/2024	2/4/2026	750,000	91282CEV9	US Treasury Note 3.250% Due 6/30/2029	735,527.34	739,628.91	4,101.57
2/7/2024	2/6/2026	244,000	097281CC1	Bogota Savings Bank, NJ 4.450% Due 2/6/2026	243,756.00	244,000.00	244.00
9/23/2025	2/12/2026	500,000	3133ETYU5	Federal Farm Credit Bank 3.500% Due 9/23/2030	497,789.50	493,548.00	-4,241.50
9/23/2025	2/12/2026	560,000	3133ETYU5	Federal Farm Credit Bank 3.500% Due 9/23/2030	555,134.16	552,773.76	-2,360.40
9/5/2025	2/18/2026	800,000	3133ETUP0	Federal Farm Credit Bank 4.490% Due 5/20/2030	799,600.00	800,022.40	422.40
2/23/2023	2/18/2026	400,000	3133EPBJ3	Federal Farm Credit Bank 4.375% Due 2/23/2026	398,272.00	400,021.60	1,749.60
3/2/2023	2/18/2026	500,000	3130AV6J6	Federal Home Ln Bank 4.500% Due 3/13/2026	498,322.98	500,296.00	1,973.02
3/22/2024	2/18/2026	249,000	47804GLG6	John Marshall Bank, VA 4.750% Due 2/23/2026	248,751.00	248,875.50	124.50
Total Gains							**15,833.26**
Total Losses							**-6,601.90**
Total					**4,596,153.95**	**4,605,385.31**	**9,231.36**

Quantity	Cusip	Security Description	Moody's	S&P	Call Date	Cost Basis	Market Value	Yield at Cost	Wtd Maturity	FDIC Number	Purchase Date
U.S. GOVERNMENT AGENCY NOTES											
500,000	3130AMUL4	Federal Home Ln Bank 1.000% Due 12/30/2026	Aa1	AA+	3/30/2026	455,060.00	489,304.68	4.29	0.82		1/22/2024
680,000	3130B1TM9	Federal Home Ln Bank 4.350% Due 11/24/2028	Aa1	AA+		677,640.40	694,992.44	4.44	2.54		6/28/2024
425,000	3130B0SL4	Federal Home Ln Bank 5.000% Due 4/2/2029	Aa1	AA+	4/2/2026	425,000.00	425,412.81	5.00	2.78		4/8/2024
595,000	3133ERDH1	Federal Farm Credit Bank 4.750% Due 4/30/2029	Aa1	AA+		594,728.07	618,339.58	4.76	2.89		4/30/2024
500,000	3130B1RB5	Federal Home Ln Bank 5.000% Due 6/26/2029	Aa1	AA+	6/26/2026	500,000.00	501,936.56	5.00	3.01		6/26/2024
947,000	3133EKA30	Federal Farm Credit Bank 2.250% Due 8/15/2029	Aa1	AA+	3/9/2026	896,562.78	908,081.32	3.74	3.29		10/2/2025
500,000	3133ERPS4	Federal Farm Credit Bank 3.750% Due 8/15/2029	Aa1	AA+		497,908.00	504,523.14	3.84	3.22		8/15/2024
500,000	3133ERPS4	Federal Farm Credit Bank 3.750% Due 8/15/2029	Aa1	AA+		498,035.00	504,523.14	3.84	3.22		8/16/2024
500,000	3133ETBF3	Federal Farm Credit Bank 4.000% Due 4/1/2030	Aa1	AA+		500,000.00	509,359.13	4.00	3.69		4/3/2025
480,000	3133EL2C7	Federal Farm Credit Bank 1.230% Due 7/29/2030	Aa1	AA+	3/9/2026	427,608.00	434,078.19	3.76	4.23		10/31/2025
350,000	3133EL3J1	Federal Farm Credit Bank 1.150% Due 8/12/2030	Aa1	AA+	3/9/2026	309,330.00	315,060.22	3.80	4.27		10/8/2025
330,000	3133EL5K6	Federal Farm Credit Bank 1.240% Due 9/3/2030	Aa1	AA+	3/9/2026	293,013.60	298,664.75	3.81	4.29		11/7/2025
900,000	3130AF2S5	Federal Home Ln Bank 3.500% Due 9/13/2030	Aa1	AA+		894,240.90	900,265.51	3.64	4.10		9/15/2025
600,000	3130B7QC1	Federal Home Ln Bank 4.250% Due 9/23/2030	Aa1	AA+	3/23/2026	600,000.00	599,049.92	4.25	4.04		9/23/2025
1,200,000	3133ETH67	Federal Farm Credit Bank 3.625% Due 10/17/2030	Aa1	AA+		1,197,276.00	1,206,113.00	3.68	4.18		10/17/2025
240,000	3134GW4E3	Federal Home Ln Mtg 1.280% Due 10/28/2030	Aa1	AA+	4/28/2026	214,045.25	216,755.30	3.77	4.44		1/15/2026
550,000	3134HCDL0	Federal Home Ln Mtg 4.200% Due 12/26/2030	Aa1	AA+	6/26/2026	550,000.00	549,890.85	4.20	4.30		12/26/2025
110,000	3133ET7A9	Federal Farm Credit Bank 3.625% Due 1/13/2031	Aa1	AA+		109,516.66	110,550.68	3.72	4.42		1/13/2026
	Accrued Interest						93,168.69				
						9,639,964.66	**9,880,069.91**	**4.07**	**3.49**		
MUNICIPAL BONDS											
750,000	186392CD6	Cleveland SD, OH GO 5.200% Due 12/1/2026	Aa1	AA+		737,542.50	757,505.55	5.78	0.73		10/4/2023
400,000	407774GK8	Hamilton CSD, OH GO 4.000% Due 12/1/2026		AA+		413,596.00	401,618.00	3.20	0.74		4/22/2022

Quantity	Cusip	Security Description	Moody's	S&P	Call Date	Cost Basis	Market Value	Yield at Cost	Wtd Maturity	FDIC Number	Purchase Date
950,000	172252K64	Cincinnati CSD, OH GO 3.745% Due 6/1/2030	Aa2		6/1/2026	940,500.00	949,993.54	4.00	3.87		1/26/2026
1,165,000	19951BBS2	City of Columbus, OH GO 3.976% Due 10/1/2031	Aaa	AAA		1,165,000.00	1,179,241.19	3.98	4.91		10/22/2025
605,000	199492XP9	City of Columbus, OH GO 4.020% Due 4/1/2032	Aaa	AAA	10/1/2028	600,873.90	608,434.83	4.15	5.28		1/22/2026
440,000	138471DE4	Canton LSD, OH GO 2.902% Due 11/1/2032		AA+	11/1/2029	396,774.40	410,002.03	4.34	5.91		8/13/2024
825,000	172217Q79	City of Cincinnati, OH GO 2.000% Due 12/1/2033	Aa2	AA	12/1/2030	673,414.50	717,241.14	4.60	7.00		4/3/2025
425,000	840658QL5	South-Western CSD, OH GO 2.932% Due 12/1/2033	Aa2		12/1/2029	385,381.50	395,753.92	4.33	6.78		12/9/2025
500,000	199492E88	City of Columbus, OH, GO 2.682% Due 4/1/2034	Aaa	AAA		448,745.00	456,611.05	4.15	7.06		12/3/2025
655,000	479545EC5	Johnstown-Monroe CSD, OH GO 2.470% Due 12/1/2034		AA	12/1/2030	566,522.60	578,246.77	4.27	7.65		10/7/2025
425,000	840658QM3	South-Western CSD, OH GO 2.982% Due 12/1/2034	Aa2		12/1/2029	382,279.00	390,904.38	4.35	7.51		12/9/2025
	Accrued Interest						73,673.29				
						6,710,629.40	**6,919,225.69**	**4.31**	**5.00**		

U.S. TREASURY NOTES

750,000	91282CGT2	US Treasury Note 3.625% Due 3/31/2028	Aa1	AA+		746,835.94	753,603.52	3.75	1.96		8/14/2024
125,000	9128284V9	US Treasury Note 2.875% Due 8/15/2028	Aa1	AA+		114,995.13	123,535.16	4.73	2.35		9/29/2023
300,000	9128285M8	US Treasury Note 3.125% Due 11/15/2028	Aa1	AA+		288,316.38	298,019.53	4.01	2.55		1/5/2024
460,000	91282CJN2	US Treasury Note 4.375% Due 11/30/2028	Aa1	AA+		457,915.58	471,841.41	4.49	2.56		5/23/2024
2,000,000	91282CJR3	US Treasury Note 3.750% Due 12/31/2028	Aa1	AA+		1,990,625.00	2,019,765.62	3.87	2.66		8/12/2024
750,000	91282CJW2	US Treasury Note 4.000% Due 1/31/2029	Aa1	AA+		741,298.83	762,714.85	4.28	2.73		6/25/2024
750,000	91282CKD2	US Treasury Note 4.250% Due 2/28/2029	Aa1	AA+		749,824.22	768,193.36	4.25	2.80		6/25/2024
570,000	91282CKG5	US Treasury Note 4.125% Due 3/31/2029	Aa1	AA+		560,603.87	582,090.24	4.50	2.83		5/13/2024
500,000	91282CLC3	US Treasury Note 4.000% Due 7/31/2029	Aa1	AA+		496,834.07	509,375.00	4.14	3.17		7/31/2024
560,000	91282CLR0	US Treasury Note 4.125% Due 10/31/2029	Aa1	AA+		559,081.25	573,103.13	4.16	3.34		11/4/2024
145,000	91282CMA6	US Treasury Note 4.125% Due 11/30/2029	Aa1	AA+		144,943.36	148,438.09	4.13	3.43		12/5/2024
500,000	91282CGJ4	US Treasury Note 3.500% Due 1/31/2030	Aa1	AA+		487,597.66	500,839.85	4.09	3.63		6/10/2025

Quantity	Cusip	Security Description	Moody's	S&P	Call Date	Cost Basis	Market Value	Yield at Cost	Wtd Maturity	FDIC Number	Purchase Date
340,000	91282CGJ4	US Treasury Note 3.500% Due 1/31/2030	Aa1	AA+		336,799.22	340,571.09	3.74	3.63		9/30/2025
800,000	91282CMG3	US Treasury Note 4.250% Due 1/31/2030	Aa1	AA+		792,862.47	823,093.75	4.45	3.59		1/31/2025
480,000	91282CGQ8	US Treasury Note 4.000% Due 2/28/2030	Aa1	AA+		472,756.14	489,562.50	4.34	3.68		2/28/2025
585,000	91282CGS4	US Treasury Note 3.625% Due 3/31/2030	Aa1	AA+		575,516.56	588,541.99	4.01	3.71		7/21/2025
750,000	91282CGZ8	US Treasury Note 3.500% Due 4/30/2030	Aa1	AA+		740,097.65	750,761.72	3.81	3.81		8/15/2025
600,000	91282CHF1	US Treasury Note 3.750% Due 5/31/2030	Aa1	AA+		599,625.00	606,375.00	3.76	3.87		8/14/2025
600,000	91282CHJ3	US Treasury Note 3.750% Due 6/30/2030	Aa1	AA+		599,343.75	606,375.00	3.77	3.95		8/14/2025
460,000	91282CNX5	US Treasury Note 3.625% Due 8/31/2030	Aa1	AA+		458,472.64	462,479.69	3.70	4.12		9/24/2025
500,000	91282CNX5	US Treasury Note 3.625% Due 8/31/2030	Aa1	AA+		498,339.80	502,695.32	3.70	4.12		10/6/2025
1,300,000	91282CPN5	US Treasury Note 3.500% Due 11/30/2030	Aa1	AA+		1,288,472.65	1,299,593.75	3.70	4.31		12/23/2025
	Accrued Interest						98,286.05				
						13,701,157.17	**14,079,855.60**	**4.01**	**3.30**		
CERTIFICATES OF DEPOSIT											
244,000	552249CH5	Lyons National Bank, NY 4.850% Due 3/16/2026				243,695.00	244,117.10	4.89	0.04	7151	3/15/2023
243,000	02357QBU0	Amerant Bank NA, FL 5.000% Due 3/23/2026				242,635.50	243,188.71	5.05	0.06	22953	3/21/2023
248,000	32117BFQ6	First Natl Bank Damariscotta, ME 4.800% Due 3/23/2026				247,628.00	248,234.04	4.90	0.06	4256	3/23/2023
249,000	695292FT4	Paducah B&T, KY 4.500% Due 4/13/2026				248,751.00	249,280.15	4.58	0.12	16664	4/13/2023
249,000	15118RG68	Celtic Bank, UT 4.500% Due 4/14/2026				248,626.50	249,285.11	4.60	0.12	57056	4/17/2023
249,000	20033A3V6	Comenity Capital Bank, UT 4.550% Due 4/17/2026				248,626.50	249,317.18	4.65	0.13	57570	4/18/2023
244,000	064455AU2	Bank of Pontiac, IL 4.500% Due 4/20/2026				243,634.00	244,239.66	4.55	0.14	16982	4/19/2023
243,000	227563DD2	Cross River Bank, NJ 4.700% Due 6/30/2026				242,635.50	243,670.85	4.75	0.33	58410	6/30/2023
244,000	319050AQ3	First Bank of Berne, IN 4.300% Due 8/7/2026				243,756.00	244,506.71	4.34	0.43	9288	2/7/2024
249,000	34387AHW2	Flushing Bank, NY 4.000% Due 8/12/2026				248,875.50	249,306.49	4.06	0.44	58564	8/12/2024
244,000	09582YBD3	Blue Ridge Bank, VA 4.450% Due 8/13/2026				243,756.00	244,692.15	4.50	0.45	35274	8/13/2024

Quantity	Cusip	Security Description	Moody's	S&P	Call Date	Cost Basis	Market Value	Yield at Cost	Wtd Maturity	FDIC Number	Purchase Date
249,000	098079BG0	b1Bank, LA 4.650% Due 9/15/2026				248,688.75	250,208.60	4.75	0.52	58228	3/15/2024
243,000	760296FW8	Republic B&T Co, KY 5.150% Due 10/27/2026				242,757.00	245,070.17	5.19	0.63	23627	10/27/2023
244,000	319267LP3	First Bank of Richmond, IN 4.100% Due 1/19/2027				243,634.00	244,789.54	4.15	0.86	28533	1/17/2024
244,000	88054RBZ2	Tennessee State Bank, TN 4.150% Due 2/9/2027				243,634.00	244,860.15	4.20	0.92	20720	2/9/2024
249,000	05465DBR8	Axos Bank, CA 3.800% Due 4/2/2027				248,863.05	249,160.63	3.85	1.05	35546	10/2/2024
249,000	74086MAZ6	Presidential Bank, MD 3.650% Due 4/12/2027				248,688.75	248,768.98	3.73	1.07	32363	10/10/2024
245,000	89235MRH6	Toyota Financial Savings Bank, NV 4.000% Due 4/12/2027				244,755.00	245,624.70	4.05	1.07	57542	4/10/2025
248,000	949764NJ9	Wells Fargo Bank, SD 4.850% Due 5/14/2027				247,752.00	251,222.96	4.94	1.15	3511	5/14/2024
243,000	61690DRG5	Morgan Stanley Bank, UT 4.900% Due 5/24/2027				242,635.50	246,268.06	4.95	1.17	32992	5/22/2024
244,000	34520LBD4	Forbright Bank, MD 4.850% Due 6/14/2027				243,634.00	247,198.01	4.90	1.23	57614	6/14/2024
249,000	02554BFF3	American Eagle Bank, IL 3.850% Due 7/13/2027				248,676.30	249,261.52	3.93	1.31	57359	8/13/2024
249,000	31904PDH6	First B&T Brookings, SD 4.650% Due 7/26/2027				248,688.75	251,993.60	4.74	1.34	3973	7/26/2024
249,000	59013KG34	Merrick Bank, UT 4.100% Due 8/12/2027				248,751.00	250,126.50	4.17	1.38	34519	8/12/2024
244,000	23204HQA9	Customers Bank, PA 4.050% Due 8/13/2027				243,975.60	244,871.08	4.05	1.39	34444	8/14/2024
249,000	523744BA7	Lea County State Bank, NM 4.100% Due 8/13/2027				248,626.50	250,127.52	4.19	1.38	12259	8/13/2024
247,000	73317AEE8	Popular Bank, NY 3.700% Due 9/10/2027				246,753.00	246,620.76	3.77	1.45	34967	9/10/2025
245,000	02007G3Q4	Ally Bank, UT 3.900% Due 9/20/2027				244,632.50	245,413.83	3.95	1.47	57803	9/19/2024
249,000	307811KJ7	Farmers & Merchants Bank, WI 3.750% Due 9/27/2027				248,626.50	248,854.96	3.83	1.50	15779	9/25/2024
245,000	320437BJ4	1st Guaranty Bank of Hammond, LA 3.750% Due 12/17/2027				244,755.00	244,649.70	3.80	1.71	14028	12/19/2025
245,000	06051XZ54	Bank of America NA, NC 3.650% Due 1/21/2028				244,755.00	244,123.83	3.70	1.80	3510	1/21/2026
244,000	12547CAX6	CIBC Bank USA, IL 4.450% Due 4/13/2028				243,390.00	246,985.56	4.51	1.98	33306	4/14/2023
245,000	33766NBD5	FirstBank, TN 3.700% Due 4/28/2028				244,877.50	244,271.17	3.72	2.04	8663	10/31/2025
244,000	05600XQE3	BMO Harris Bank, IL 4.500% Due 5/16/2028				243,390.00	247,318.20	4.56	2.06	16571	5/16/2023
244,000	919853QS3	Valley National Bank, NJ 4.150% Due 6/12/2028				243,634.00	245,631.55	4.20	2.14	9396	6/10/2025

Quantity	Cusip	Security Description	Moody's	S&P	Call Date	Cost Basis	Market Value	Yield at Cost	Wtd Maturity	FDIC Number	Purchase Date
249,000	31925YCU4	First Bank of The Lake, MO 4.150% Due 6/13/2028				248,751.00	250,723.23	4.22	2.14	26960	6/13/2025
244,000	68405VCB3	Optum Bank, UT 4.550% Due 7/10/2028				243,512.00	247,832.36	4.61	2.21	57408	7/10/2024
119,000	70086VAU5	Park State Bank, MN 4.450% Due 7/19/2028				118,702.50	122,402.32	4.55	2.23	8851	7/19/2023
249,000	23322GY76	DMB Community Bank, WI 3.850% Due 8/14/2028				248,502.00	249,132.67	3.94	2.30	14769	8/12/2024
150,000	857894Q77	Stearns Bank, MN 4.050% Due 8/14/2028				150,000.00	150,744.14	4.05	2.32	10988	8/13/2024
245,000	33652FAR9	1st State Bank Irvington, KY 3.650% Due 9/11/2028				244,632.50	243,863.54	3.70	2.35	12149	9/11/2025
249,000	91139LAM8	United Roosevelt Svgs Bank, NJ 4.500% Due 9/12/2028				248,377.50	256,185.79	4.60	2.36	29170	9/12/2023
115,000	88241TTK6	Texas Exchange Bank Crowley 3.700% Due 10/11/2028				114,827.50	114,630.26	3.77	2.44	20099	10/11/2024
243,000	87165F3D4	Synchrony Bank, UT 5.000% Due 11/3/2028				242,392.50	250,091.44	5.06	2.45	27314	11/3/2023
244,000	07371BVV0	Beal Bank SSB, TX 4.650% Due 5/30/2029				243,390.00	249,914.88	4.71	2.97	32574	6/5/2024
249,000	29367RND4	Enterprise Bank, PA 4.600% Due 6/7/2029				248,377.50	254,801.20	4.70	2.98	34786	6/7/2024
245,000	05612LGB2	BMW Bank of North America, UT 3.650% Due 9/19/2029				244,510.00	243,201.90	3.70	3.25	35141	9/19/2025
245,000	92512KBE2	VersaBank, MN 3.800% Due 12/17/2029				244,510.00	244,195.67	3.85	3.48	10160	12/17/2025
245,000	795451DX8	Sallie Mae Bank, UT 4.050% Due 7/9/2030				244,387.50	246,247.34	4.10	3.94	58177	7/10/2025
245,000	05584CZG4	BNY Mellon, NA 3.800% Due 8/13/2030				244,387.50	243,747.98	3.86	4.05	7946	8/13/2025
245,000	38150V4S5	Goldman Sachs Bank USA, NY 3.850% Due 8/19/2030				244,387.50	244,235.36	3.91	4.07	33124	8/19/2025
249,000	58404DYM7	Medallion Bank, UT 3.650% Due 9/16/2030				248,377.50	246,175.29	3.73	4.10	57449	9/17/2025
245,000	88413QHX9	Third Federal Savings & Loan, OH 3.750% Due 9/19/2030				244,510.00	243,166.30	3.80	4.08	30012	9/22/2025
245,000	61776NYP2	Morgan Stanley Private Bank, NY 3.700% Due 9/24/2030				244,387.50	242,645.92	3.76	4.09	34221	9/24/2025
245,000	32022WEG7	First Federal Bank, FL 3.800% Due 10/17/2030				245,000.00	243,581.65	3.83	4.11	31313	10/17/2025
249,000	09776DAZ7	BOM Bank, LA 3.650% Due 10/24/2030				248,502.00	246,059.86	3.72	4.19	1373	10/24/2025
249,000	45780PDK8	Institution for Savings, MA 3.650% Due 10/28/2030				248,377.50	245,968.82	3.73	4.21	90250	10/28/2025
249,000	90355GB47	UBS Bank USA, UT 3.900% Due 11/26/2030				248,377.50	248,651.62	3.99	4.25	57565	11/26/2025
249,000	32110YW27	First National Bank of America, MI 3.650% Due 12/26/2030				248,377.50	245,897.68	3.73	4.33	17438	12/15/2025
	Accrued Interest						96,237.59				

Quantity	Cusip	Security Description	Moody's	S&P	Call Date	Cost Basis	Market Value	Yield at Cost	Wtd Maturity	FDIC Number	Purchase Date
						14,150,750.20	**14,313,594.53**	**4.25**	**1.92**		
COMMERCIAL PAPERS											
500,000	13607FDD5	CIBC Bank 0.000% Due 4/13/2026	P-1	A-1		484,409.45	497,676.05	4.36	0.12		7/21/2025
550,000	45685RDM6	ING US CP 0.000% Due 4/21/2026	P-1	A-1		532,826.71	546,995.96	4.35	0.14		7/28/2025
500,000	06054PDT0	Bank of America 0.000% Due 4/27/2026		A-1		483,972.10	496,935.30	4.43	0.16		8/1/2025
2,000,000	06054PEJ1	Bank of America 0.000% Due 5/18/2026		A-1		1,938,650.00	1,983,407.40	4.22	0.22		8/21/2025
	Accrued Interest						0.00				
						3,439,858.26	**3,525,014.71**	**4.29**	**0.18**		
MONEY MARKET FUNDS											
	USBMMF	First American Treasury Obligations Fund				187,095.40	187,095.40	3.56	0.00		
						187,095.40	**187,095.40**	**3.56**	**0.00**		
Total Portfolio						**47,829,455.09**	**48,904,855.83**	**4.15**	**2.94**		

Disclaimer & Terms

2/28/2026

Monthly Investment Report Disclosures:

This report is provided by RedTree Investment Group, a Registered Investment Adviser with the SEC, solely for informational purposes and is intended for use by the account holder(s) listed.

The valuations and performance shown in this report may differ from those provided by the custodian due to differences in pricing sources, the timing of data reconciliation, and the treatment of accruals or cash flows. We encourage you to compare this report with your custodial statement.

Advisory fees are charged based on the terms outlined in your Investment Advisory Agreement. Fees may be calculated as a percentage of assets under management and may be deducted directly from your account(s) at the custodian. Please refer to your agreement and your custodial statements for fee details.

This report may include hypothetical assumptions or forward-looking illustrations regarding the income, yield, or future value of fixed income securities currently held in your portfolio. These projections are for illustrative purposes only and should not be interpreted as guarantees or predictions of actual results.

Fixed income securities, including corporate, municipal, and other debt instruments, are subject to the risk that the issuer may default on interest or principal payments. In such cases, the bondholder may lose some or all of their invested principal. Hypothetical models typically assume full and timely payment of all interest and principal, which may not reflect actual outcomes in the event of issuer distress or default.

If you have questions about this report or your financial situation has changed, please call 888.596.2293 or email info@redtreeinv.com.

Monthly Activity Summary

	Since 2/1/2026
Beginning Book Value	**112,446.29**
Contributions	0.00
Withdrawals	0.00
Prior Month Custody Fees	-0.56
Realized Gains/Losses	0.00
Gross Interest Earnings	348.72
Ending Book Value	**112,794.45**

Portfolio Allocation as of 2/28/2026

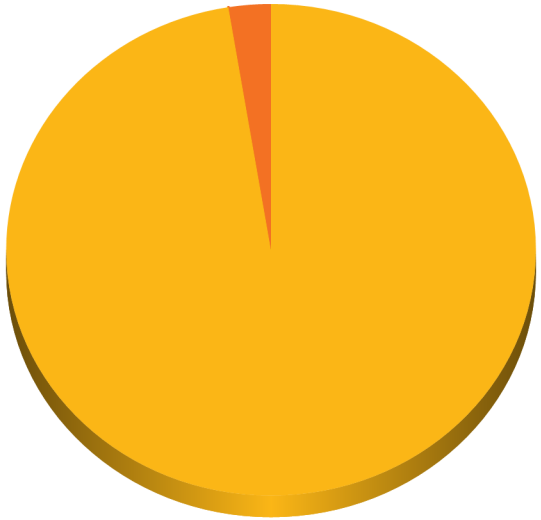

Distribution by Maturity

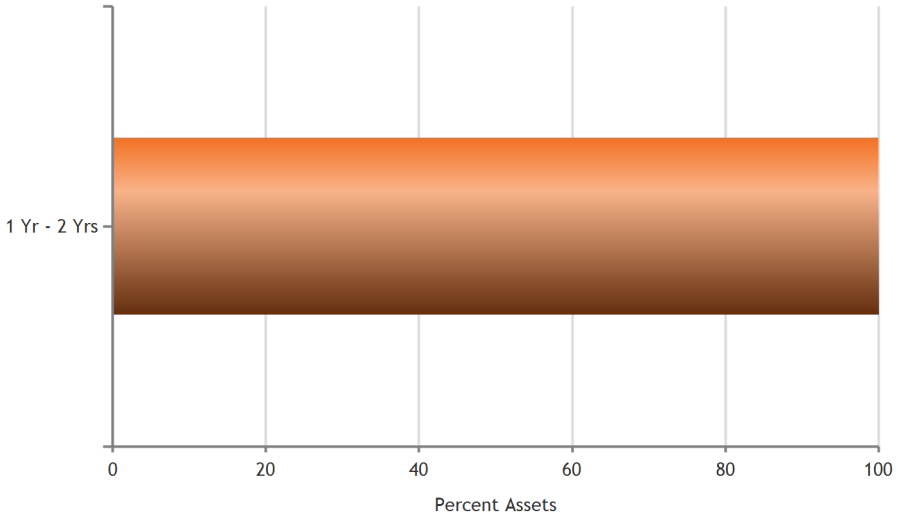

Allocation Information

Security Type	Market Value	% Assets	Yield	WAM
CERTIFICATES OF DEPOSIT	110,018.38	97.4	3.73	1.62
MONEY MARKET FUNDS	2,904.45	2.6	3.56	0.00
Total	**112,922.83**	**100.0**	**3.73**	**1.58**

Estimated Gross Income Projection

3/1/2026 - 2/28/2027

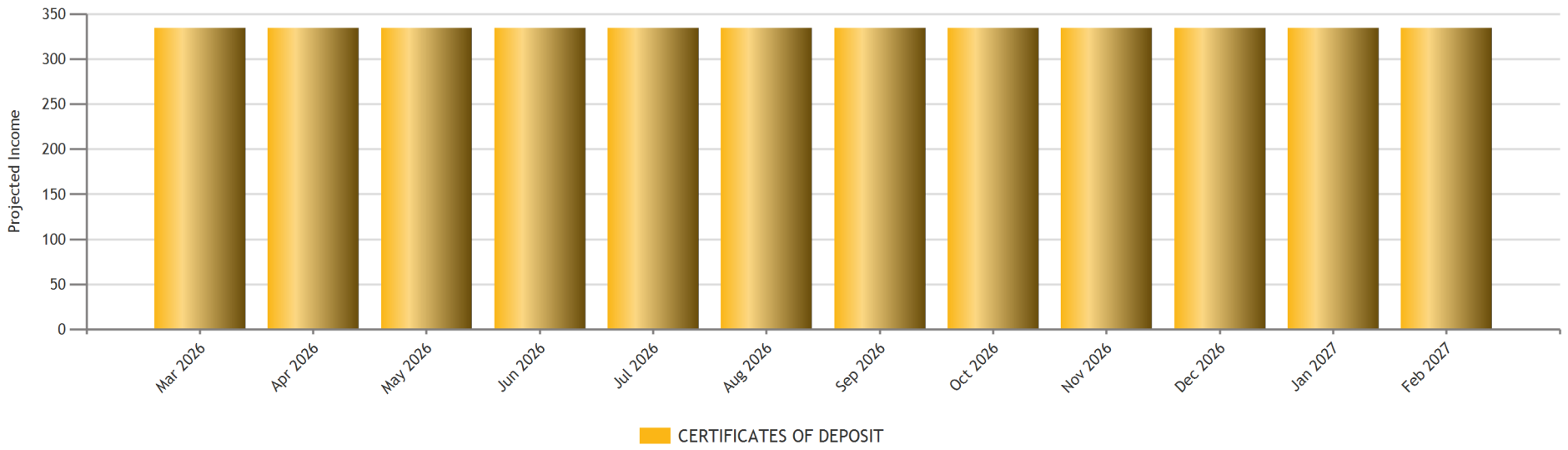

	Mar 2026	Apr 2026	May 2026	Jun 2026	Jul 2026	Aug 2026	Sep 2026	Oct 2026	Nov 2026	Dec 2026	Jan 2027	Feb 2027
CERTIFICATES OF DEPOSIT	335	335	335	335	335	335	335	335	335	335	335	335
Total	**335**	**335**	**335**	**335**	**335**	**335**	**335**	**335**	**335**	**335**	**335**	**335**

Grand Total	**4,015**

Gross Monthly Income

Negative Amounts Represent Paid Accrued Interest
2/1/2026 - 2/28/2026

Pay-Date	CUSIP	Security	Amount
CERTIFICATES OF DEPOSIT			
2/2/2026	5380366A7	Live Oak Banking Co, NC 3.650% Due 11/15/2027	341.00
			341.00
MONEY MARKET FUNDS			
2/2/2026	USBMMF	First American Treasury Obligations Fund	7.72
			7.72
TOTAL INCOME			**348.72**

Realized Gains and Losses

2/1/2026 - 2/28/2026

Purchase Date	Close Date	Quantity	CUSIP	Security	Cost Basis	Proceeds	Total Gain/Loss
							0.00
Total Gains							**0.00**
Total Losses							**0.00**
Total					**0.00**	**0.00**	**0.00**

Quantity	Cusip	Security Description	Moody's	S&P	Call Date	Cost Basis	Market Value	Yield at Cost	Wtd Maturity	FDIC Number	Purchase Date
CERTIFICATES OF DEPOSIT											
110,000	5380366A7	Live Oak Banking Co, NC 3.650% Due 11/15/2027				109,890.00	109,710.38	3.73	1.62	58665	11/14/2025
	Accrued Interest						308.00				
						109,890.00	**110,018.38**	**3.73**	**1.62**		
MONEY MARKET FUNDS											
	USBMMF	First American Treasury Obligations Fund				2,904.45	2,904.45	3.56	0.00		
						2,904.45	**2,904.45**	**3.56**	**0.00**		
Total Portfolio						**112,794.45**	**112,922.83**	**3.73**	**1.58**		

Disclaimer & Terms

2/28/2026

Monthly Investment Report Disclosures:

This report is provided by RedTree Investment Group, a Registered Investment Adviser with the SEC, solely for informational purposes and is intended for use by the account holder(s) listed.

The valuations and performance shown in this report may differ from those provided by the custodian due to differences in pricing sources, the timing of data reconciliation, and the treatment of accruals or cash flows. We encourage you to compare this report with your custodial statement.

Advisory fees are charged based on the terms outlined in your Investment Advisory Agreement. Fees may be calculated as a percentage of assets under management and may be deducted directly from your account(s) at the custodian. Please refer to your agreement and your custodial statements for fee details.

This report may include hypothetical assumptions or forward-looking illustrations regarding the income, yield, or future value of fixed income securities currently held in your portfolio. These projections are for illustrative purposes only and should not be interpreted as guarantees or predictions of actual results.

Fixed income securities, including corporate, municipal, and other debt instruments, are subject to the risk that the issuer may default on interest or principal payments. In such cases, the bondholder may lose some or all of their invested principal. Hypothetical models typically assume full and timely payment of all interest and principal, which may not reflect actual outcomes in the event of issuer distress or default.

If you have questions about this report or your financial situation has changed, please call 888.596.2293 or email info@redtreeinv.com.