



Adelanto High School

Secondary Student Survey
25-26 | Fall



Report created by
Panorama Education



Summary

Topic Description	Results	Comparison
<p>Challenging Feelings</p> <p>How frequently students feel challenging emotions, with higher scores indicating less frequent challenging emotions.</p>	<p>52%</p> <p>▲ 3 since last survey</p>	<p>54% Victor Valley Union High School District</p>
<p>Positive Feelings</p> <p>How frequently students feel positive emotions.</p>	<p>53%</p> <p>▲ 3 since last survey</p>	<p>56% Victor Valley Union High School District</p>
<p>Supportive Relationships</p> <p>How supported students feel through their relationships with friends, family, and adults at school.</p>	<p>82%</p> <p>▼ 1 since last survey</p>	<p>83% Victor Valley Union High School District</p>

1,812 responses



Challenging Feelings

Your average

52%

1,812 responses

Change

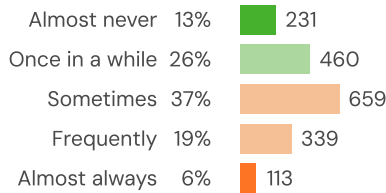
▲ 3

since last survey

District average: **54%** Victor Valley Union High School District

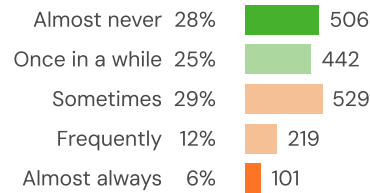
How did people respond?

Q.1: During the past week, how often did you feel angry?



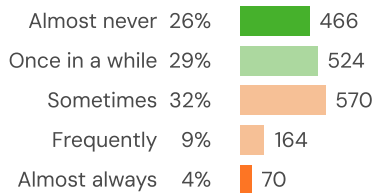
▲ 1 from last survey Favorable: **38%**

Q.2: During the past week, how often did you feel lonely?




▲ 5 from last survey Favorable: **53%**

Q.3: During the past week, how often did you feel sad?



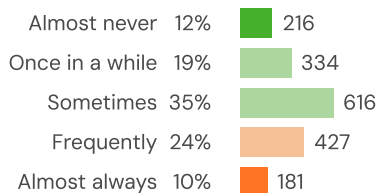
▲ 3 from last survey Favorable: **55%**

Q.4: During the past week, how often did you feel worried?



▲ 6 from last survey Favorable: **46%**

Q.5: During the past week, how often did you feel frustrated?



▼ 3 from last survey Favorable: **66%**



Positive Feelings

Your average

53%

1,812 responses

Change

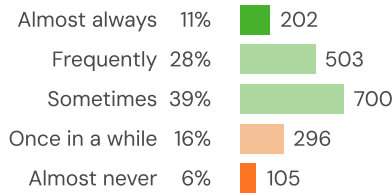
▲ 3

since last survey

District average: **56%** Victor Valley Union High School District

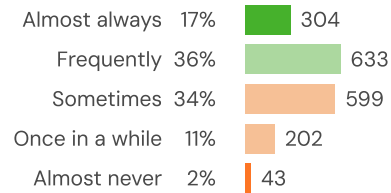
How did people respond?

Q.1: During the past week, how often did you feel excited?



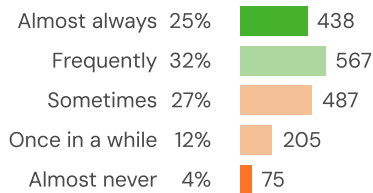
▲ 1 from last survey Favorable: **78%**

Q.2: During the past week, how often did you feel happy?



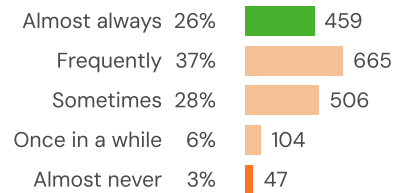
▲ 3 from last survey Favorable: **53%**

Q.3: During the past week, how often did you feel loved?



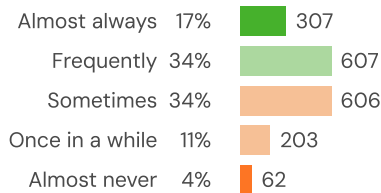
▲ 2 from last survey Favorable: **57%**

Q.4: During the past week, how often did you feel safe?



▲ 6 from last survey Favorable: **26%**

Q.5: During the past week, how often did you feel hopeful?



▲ 4 from last survey Favorable: **51%**



Supportive Relationships

Your average

82%

1,812 responses

Change

▼ **1**

since last survey

District average: **83%** Victor Valley Union High School District

How did people respond?

Q.1: Do you have a teacher or other adult from school who you can count on to help you, no matter what?



▼ **2** from last survey

Favorable: **71%**

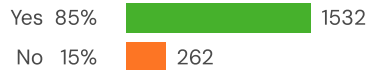
Q.2: Do you have a family member or other adult outside of school who you can count on to help you, no matter what?



▲ **1** from last survey

Favorable: **89%**

Q.3: Do you have a friend from school who you can count on to help you, no matter what?



▼ **1** from last survey

Favorable: **85%**

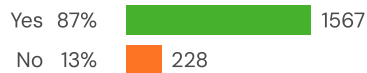
Q.4: Do you have a teacher or other adult from school who you can be completely yourself around?



▼ **2** from last survey

Favorable: **68%**

Q.5: Do you have a family member or other adult outside of school who you can be completely yourself around?



▼ **1** from last survey

Favorable: **87%**

Q.6: Do you have a friend from school who you can be completely yourself around?



▼ **2** from last survey

Favorable: **89%**



Background Questions

How did people respond? _____

Q.1: Have you visited or met with the Mental Health Clinician?

