



# Adelanto High School

Secondary Student Survey  
25-26 | Fall



Report created by  
Panorama Education



# Summary

Topic Description	Results	Comparison
<b>Climate of Support for Academic Learning</b>	<b>76%</b> ▲ 7 since last survey	<b>78%</b> Victor Valley Union High School District
<b>Knowledge and Fairness of Discipline, Rules and Norms</b>	<b>55%</b> ▲ 5 since last survey	<b>57%</b> Victor Valley Union High School District
<b>Safety</b>	<b>70%</b> ▲ 3 since last survey	<b>70%</b> Victor Valley Union High School District
<b>Sense of Belonging (School Connectedness)</b>	<b>53%</b> ▲ 5 since last survey	<b>59%</b> Victor Valley Union High School District
<b>Teacher-Student Relationships</b> <small>How strong the social connection is between teachers and students within and beyond the classroom.</small>	<b>47%</b> ▲ 8 since last survey	<b>49%</b> Victor Valley Union High School District
<b>TechEd</b>	<b>52%</b> ▼ 4 since last survey	<b>55%</b> Victor Valley Union High School District
<b>Valuing of ELA &amp; Math</b>	<b>74%</b> ▲ 4 since last survey	<b>78%</b> Victor Valley Union High School District

1,820 responses



# Climate of Support for Academic Learning

Your average

# 76%

1,820 responses

Change

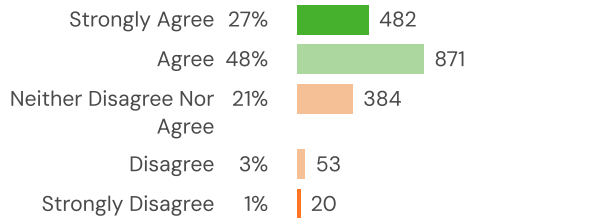
# ▲ 7

since last survey

District average: **78%** Victor Valley Union High School District

## How did people respond?

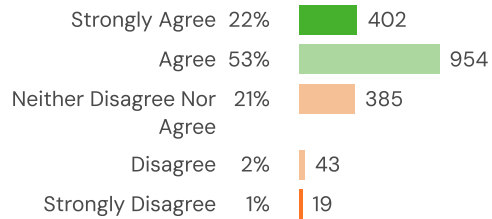
**Q.1: Adults at this school encourage me to work hard so I can be successful in college or at the job I choose.**



▲ 3 from last survey

Favorable: **75%**

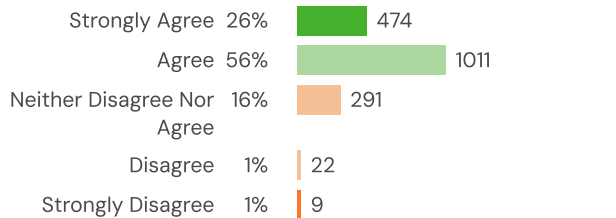
**Q.2: My teachers work hard to help me with my schoolwork when I need it.**



▲ 9 from last survey

Favorable: **75%**

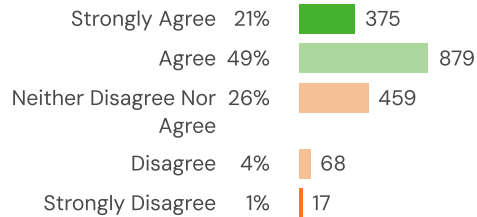
**Q.3: Teachers give students a chance to take part in classroom discussions or activities.**



▲ 3 from last survey

Favorable: **82%**

**Q.4: Teachers go out of their way to help students.**



▲ 10 from last survey

Favorable: **70%**



# Knowledge and Fairness of Discipline, Rules and Norms

Your average

**55%**

1,820 responses

Change

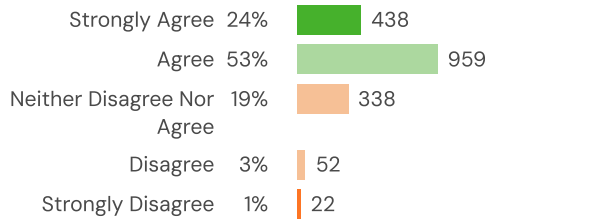
**▲ 5**

since last survey

District average: **57%** Victor Valley Union High School District

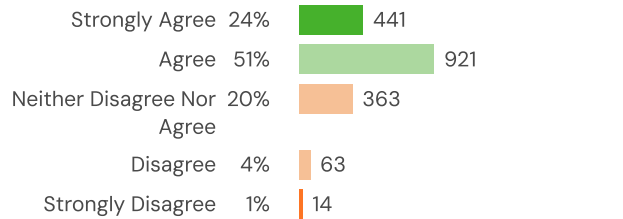
## How did people respond?

**Q.1: This school clearly informs students what would happen if they break school rules.**



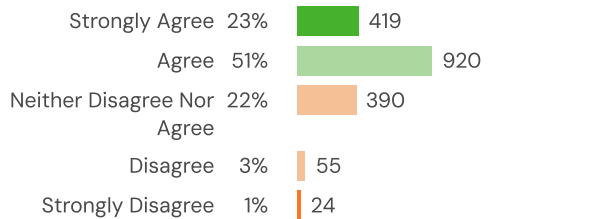
▲ 6 from last survey Favorable: **77%**

**Q.2: Rules in this school are made clear to students.**



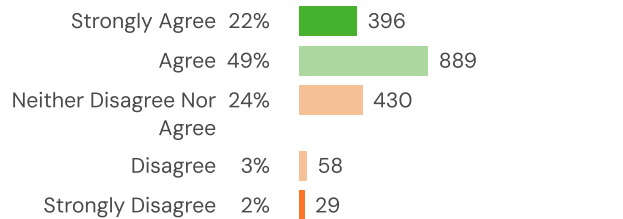
▲ 7 from last survey Favorable: **76%**

**Q.3: Students know how they are expected to act.**



▲ 7 from last survey Favorable: **74%**

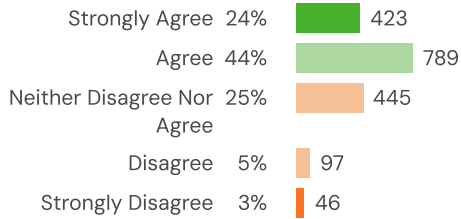
**Q.4: Students know what the rules are.**



▲ 5 from last survey Favorable: **71%**



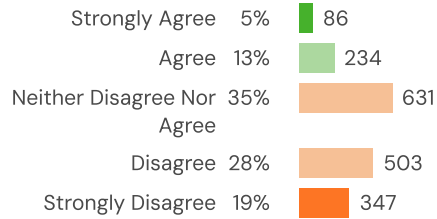
**Q.5: I feel that the school's rules for student behavior are applied equally for students of different races and ethnicities.**



▲ 7 from last survey

Favorable: **67%**

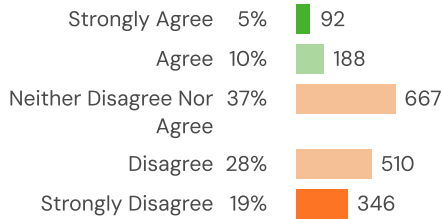
**Q.6: When students misbehave in class, I feel that teachers treat students differently based on their race or ethnicity.**



▲ 2 from last survey

Favorable: **18%**

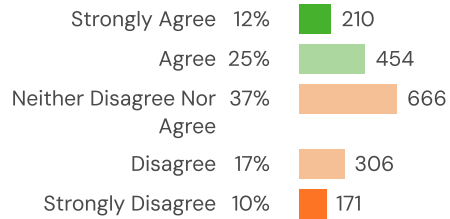
**Q.7: When students break school rules, I feel that school administrators discipline students differently based on their race or ethnicity.**



▲ 0 from last survey

Favorable: **16%**

**Q.8: I feel that adults at this school reward students of different races and ethnicities equally for positive behavior.**



▲ 4 from last survey

Favorable: **37%**



# Safety

Your average

# 70%

1,820 responses

Change

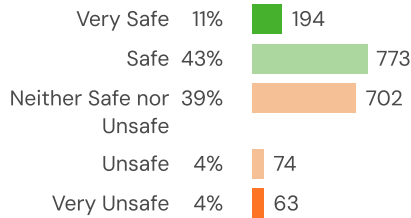
# ▲ 3

since last survey

District average: **70%** Victor Valley Union High School District

## How did people respond?

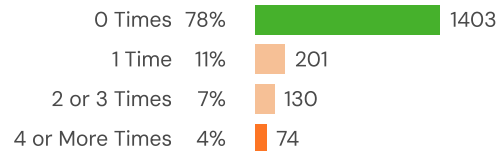
### Q.1: How safe do you feel when you are at school?



▲ 14 from last survey

Favorable: **54%**

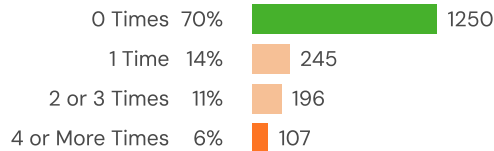
### Q.2: Been pushed, shoved, slapped, hit or kicked by someone who wasn't just kidding around?



▲ 1 from last survey

Favorable: **78%**

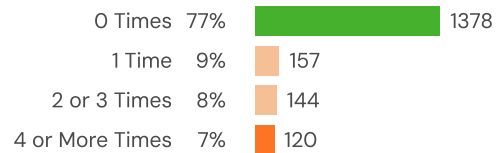
### Q.3: Had mean rumors or lies spread about you?



▼ 1 from last survey

Favorable: **70%**

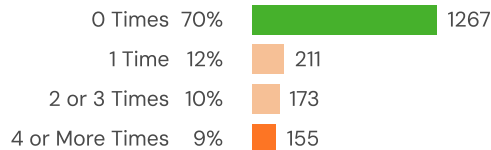
### Q.4: Had sexual jokes, comments, or gestures made to you?



▲ 3 from last survey

Favorable: **77%**

### Q.5: Been made fun of because of your looks or the way you talk?



▼ 2 from last survey

Favorable: **70%**



# Sense of Belonging (School Connectedness)

Your average

# 53%

1,820 responses

Change

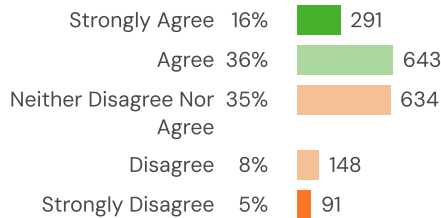
# ▲ 5

since last survey

District average: **59%** Victor Valley Union High School District

## How did people respond?

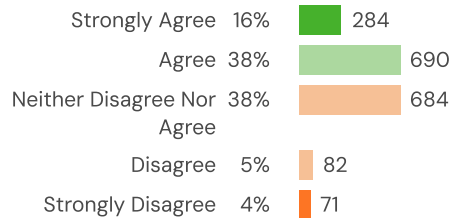
### Q.1: I feel close to people at this school.



▲ 2 from last survey

Favorable: **52%**

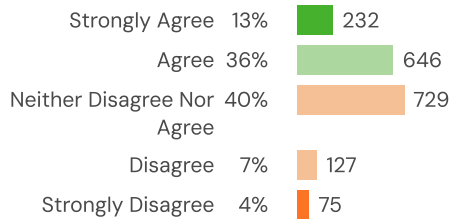
### Q.2: I am happy to be at this school.



▲ 7 from last survey

Favorable: **54%**

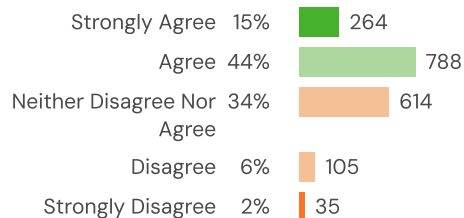
### Q.3: I feel like I am part of this school.



▲ 6 from last survey

Favorable: **49%**

### Q.4: The teachers at this school treat students fairly.



▲ 6 from last survey

Favorable: **58%**



# Teacher-Student Relationships

Your average

# 47%

1,820 responses

Change

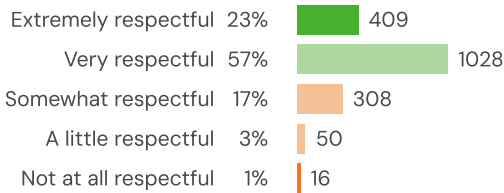
# ▲ 8

since last survey

District average: **49%** Victor Valley Union High School District

## How did people respond?

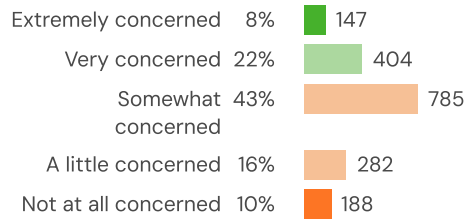
### Q.1: How respectful are your teachers towards you?



▲ 8 from last survey

Favorable: **79%**

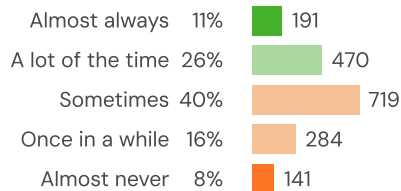
### Q.2: If you were upset when you came into class, how concerned would your teachers be?



▲ 11 from last survey

Favorable: **31%**

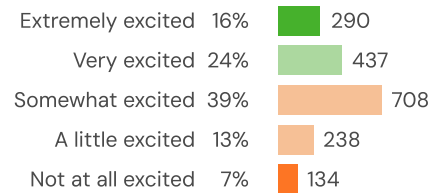
### Q.3: When your teachers ask, "How are you?", how often do you feel they really want to know your answer?



▲ 7 from last survey

Favorable: **37%**

### Q.4: How excited would you be if you could have your same teachers in the next grade too?



▲ 5 from last survey

Favorable: **40%**



# TechEd

Your average

# 52%

1,820 responses

Change

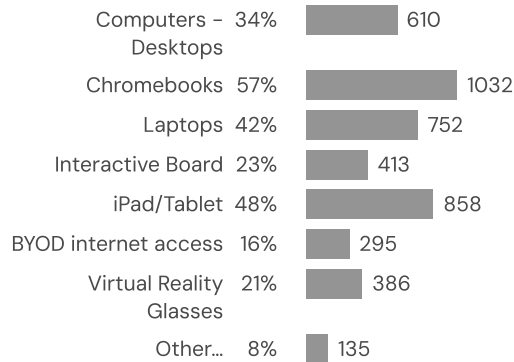
# ▼ 4

since last survey

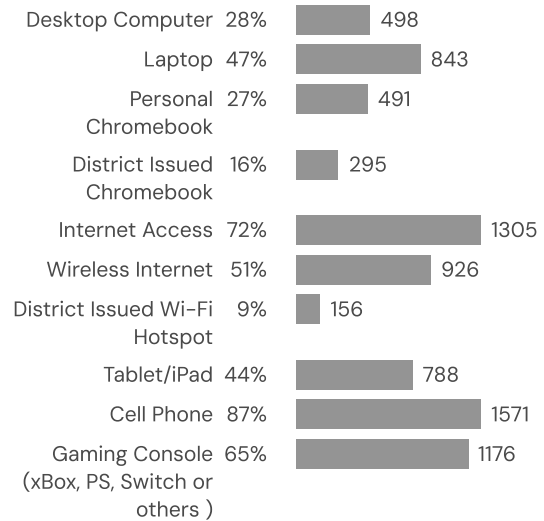
District average: **55%** Victor Valley Union High School District

## How did people respond?

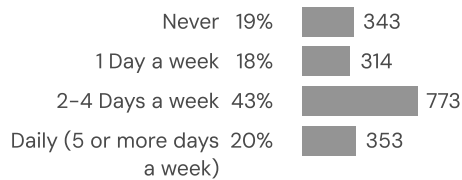
### Q.1: What technology would you like to have in your classroom or have more access to?



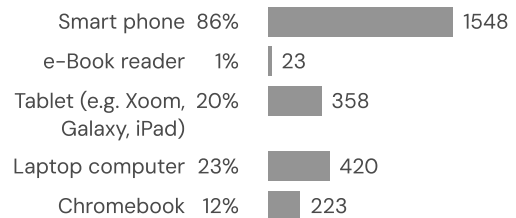
### Q.2: What technologies do you have at home? Check all that apply



### Q.3: How often do you use your computer at home for school related assignments?

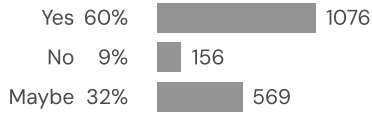


### Q.4: Which portable device do you own for personal use?

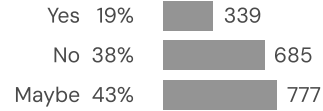




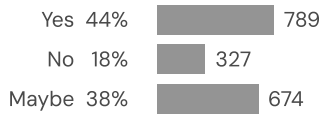
**Q.5: Will keeping a device for classroom and home use help support your technology needs?**



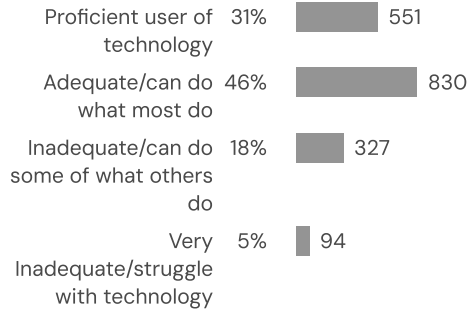
**Q.6: Many students use digital technology during their classes for educational and non-educational purposes. Do you feel it is a distraction to the learning environment for all students to have technology in their hands while the teacher is teaching?**



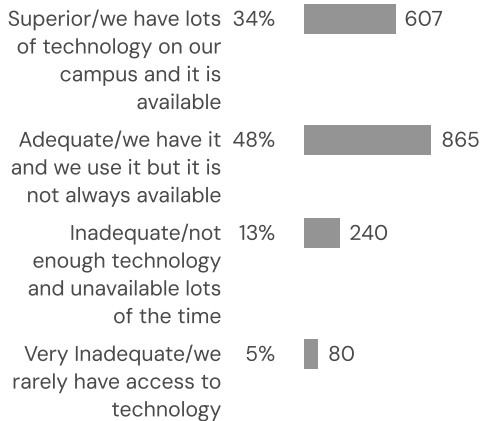
**Q.7: Does the use of technology in the classroom increase your engagement and interest in the subject material?**



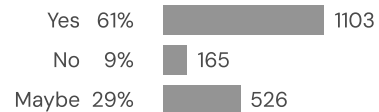
**Q.8: How would you rate your ability to use technology?**



**Q.9: How would you rate accessibility to technology at your school?**

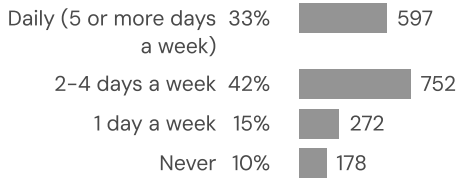


**Q.10: Do you feel you could get your homework or classwork done faster if you had your own device to work with?**

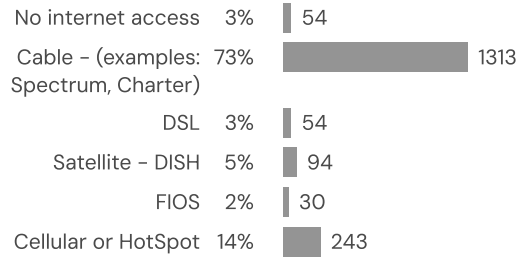




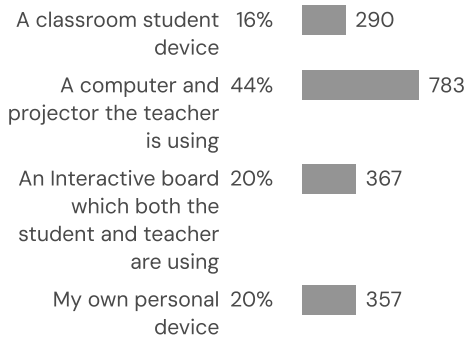
**Q.11: How often, if ever, do you access the Internet for homework or classwork instruction from outside the school?**



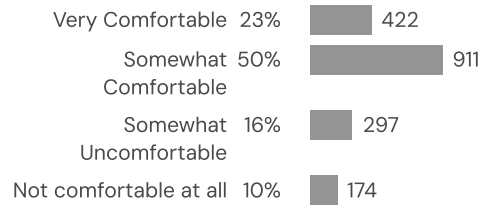
**Q.12: How do you connect to the Internet at home?**



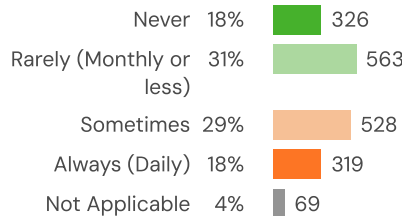
**Q.13: What technology in the classroom do you best learn from?**



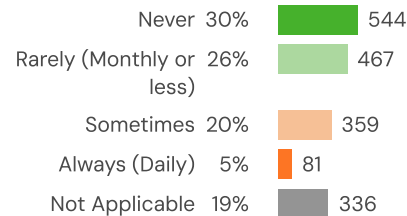
**Q.14: How comfortable do you feel about reading books on a digital devices?**



**Q.15: Computers**



**Q.16: Printers**



▼ 4 from last survey

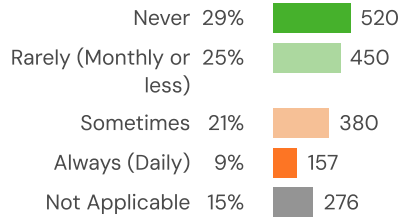
Favorable: **51%**

▼ 1 from last survey

Favorable: **70%**

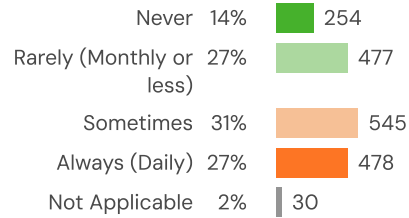


Q.17: Windows laptops



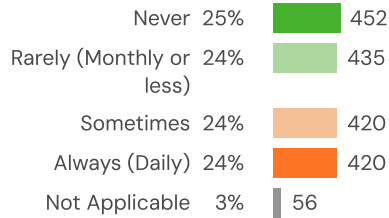
▼ 4 from last survey Favorable: 64%

Q.18: Classroom Chromebooks



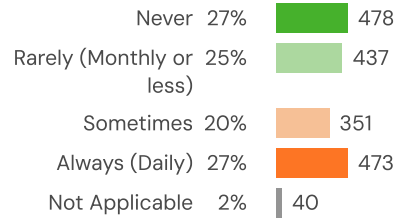
▼ 4 from last survey Favorable: 42%

Q.19: Account Passwords



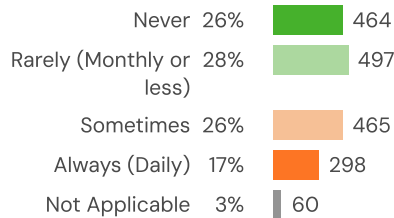
▼ 5 from last survey Favorable: 51%

Q.20: Google Apps (Gmail, Classroom, Docs etc...)



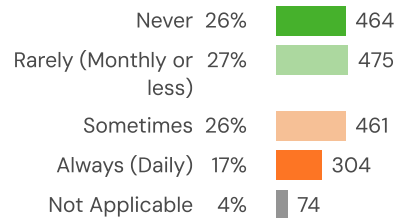
▼ 2 from last survey Favorable: 53%

Q.21: Application Usage – (Classlink, SAVVAS, MATHiA etc...)



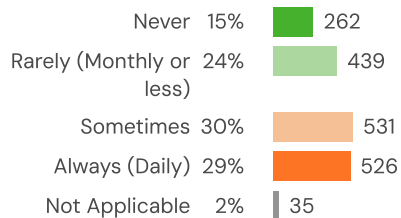
▼ 5 from last survey Favorable: 56%

Q.22: Application Access–logins



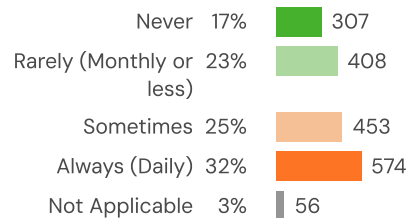
▼ 6 from last survey Favorable: 55%

Q.23: Internet – Connections



▼ 2 from last survey Favorable: 40%

Q.24: WIFI Access



▼ 4 from last survey Favorable: 41%



# Valuing of ELA & Math

Your average

**74%**

1,820 responses

Change

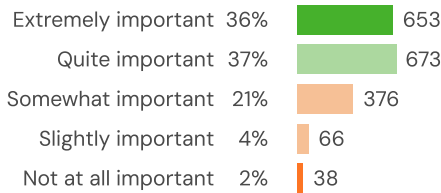
**▲ 4**

since last survey

District average: **78%** Victor Valley Union High School District

## How did people respond?

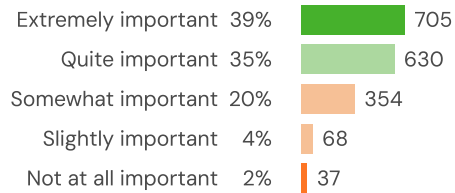
### Q.1: How important is it to you to do well in ELA class?



**▲ 5** from last survey

Favorable: **73%**

### Q.2: How important is it to you to do well in math class?



**▲ 3** from last survey

Favorable: **74%**