


HS Digital Art

Maine Virtual Academy

UNITS (9/9 SELECTED)

	SUGGESTED DURATION
 Unit 1: Intro to Digital Art	<i>5 teaching days</i>
 Unit 1.5: Ongoing: Weekly Sketches	<i>4 teaching days</i>
 Unit 2: Elements of Art	<i>24 teaching days</i>
 Unit 3: Typography	<i>41 teaching days</i>
 Unit 4: Semester 1 Portfolio	<i>5 teaching days</i>
 Unit 5: Refresh Info & Creativity	<i>6 teaching days</i>
 Unit 6: Animation	<i>38 teaching days</i>
 Unit 7: Character Design	<i>26 teaching days</i>
 Unit 8: Final Portfolio	<i>14 teaching days</i>

Unit 1: Intro to Digital Art

HS Digital Art

UNIT SUMMARY

In This Unit You will learn how to succeed in this course, along with what Digital Art is and can be.

After this Unit you will be able to say:

I Can Describe what Digital Art is

I Can Explain the Many different types of Digital Art

I Can download Adobe Programs

I Can ask for Help when I need it

STANDARDS

Maine - Grade 9-12 - Visual Arts	
	B3.b.
Demonstrate knowledge of visual art concepts.	
	E5.f.
Accepting responsibility for personal behavior.	
	D1.a.
Describe, analyze, interpret, and evaluate art forms by applying grade span appropriate arts concepts, vocabulary, skills, and processes as referenced in Standard A: Disciplinary Literacy.	
	D1.c.
Demonstrate an understanding of the difference between a personal opinion and an informed judgment.	

Unit 1: Intro to Digital Art

HS Digital Art

ASSESSMENT EVIDENCE (DIAGNOSTIC / FORMATIVE / SUMMATIVE)

Important Course Information

Assessment Type: Formative

Assessment Tier: Authentic Performance (AP)

Assessment Level (DOK): DOK3

Description: Students demonstrate knowledge of the course

Downloading Adobe Programs

Assessment Type: Formative

Assessment Tier: Drill & Practice (D&P)

Assessment Level (DOK): DOK1

Description: Students provide documentation of downloading the necessary digital art programs

What is Digital Art?

Assessment Type: Summative

Assessment Tier: Drill & Practice (D&P)

Assessment Level (DOK): DOK1

Description: Students complete a quiz on digital art

Unit 1.5: Ongoing: Weekly Sketches

HS Digital Art

UNIT SUMMARY

In This Unit You will develop a habit of using a weekly sketchbook.

After this Unit you will be able to say:

I Can Maintain Good Work Habits

I Can Plan my time wisely

I Can Get Creative

STANDARDS

Maine - Grade 9-12 - Visual Arts	
	B1.
Students choose multiple suitable media, tools, techniques, and processes to create a variety of original art works.	
	B3.
Students create a body of original art work.	
	B3.b.
Demonstrate knowledge of visual art concepts.	
	B3.c.
Communicate a variety of ideas, feelings, and meanings.	
	B4.
Students select, prepare, and help with exhibiting their works in the classroom, school, or other community location, and articulate an artistic justification for their selection.	
	E5.
Students demonstrate positive interpersonal skills and reflect on the impact of interpersonal skills on personal success in the arts.	
	E5.a.
Getting along with others	
	E5.b.

Unit 1.5: Ongoing: Weekly Sketches

HS Digital Art

Respecting differences	
	E5.c.
Working as a team/ensemble	
	E5.d.
Managing conflict	
	E5.e.
Accepting/giving/using constructive feedback	
	E5.f.
Accepting responsibility for personal behavior.	
	E5.g.
Demonstrating ethical behavior	
	E5.h.
Following established rules/etiquette for observing/listening to art	
	E5.i.
Demonstrating safe behavior	

ASSESSMENT EVIDENCE (DIAGNOSTIC / FORMATIVE / SUMMATIVE)

Weekly Posting of Sketches

Assessment Type: Formative

Assessment Tier: Drill & Practice (D&P)

Assessment Level (DOK): DOK4

Description: Students post weekly at least one sketch done outside of their lessons, sharing with the group and interacting with peers through feedback and comments.

Unit 2: Elements of Art

HS Digital Art

UNIT SUMMARY

In This Unit You will learn about the elements of art, and how to use them in Digital Artworks. You will learn Adobe Photoshop for drawing digitally.

After this Unit you will be able to say:

I Can Explain the Elements of Art

I Can Use Elements of Art In a digital Format

I Can Create Original Artworks that use the elements of Art

I Can Draw Digitally using Adobe Photoshop

STANDARDS

Maine - Grade 9-12 - Visual Arts	
	B3.
Students create a body of original art work.	
	B3.b.
Demonstrate knowledge of visual art concepts.	
	A2.a.
Evaluate Elements of Art: color, form, line, shape, space, texture, and value.	
	B1.
Students choose multiple suitable media, tools, techniques, and processes to create a variety of original art works.	
	A3.
Students compare the effects of media and their associated tools, techniques, and processes, using elements, principles, and expressive qualities in art forms and genres.	
	B2.
Students use Elements of Art and Principles of Design to create original art works that demonstrate development of personal style in a variety of media and visual art forms.	
	E3.

Unit 2: Elements of Art

HS Digital Art

Students make short-term and long-term goals based on rigorous criteria and related to time management, interpersonal interactions, or skill development that will lead to success in the arts.

E5.e.

Accepting/giving/using constructive feedback

E5.f.

Accepting responsibility for personal behavior.

ASSESSMENT EVIDENCE (DIAGNOSTIC / FORMATIVE / SUMMATIVE)

Lines

Assessment Type: Formative

Assessment Tier: Authentic Performance (AP)

Assessment Level (DOK): DOK4

Description: Students demonstrate the use of the element of art line and how to use a digital art program

Shape and Color

Assessment Type: Formative

Assessment Tier: Authentic Performance (AP)

Assessment Level (DOK): DOK4

Description: Students learn elements of art, shape, and color to create original artwork

Texture and Pattern

Assessment Type: Formative

Assessment Tier: Authentic Performance (AP)

Assessment Level (DOK): DOK4

Description: Students use texture and pattern (elements and principles of art) to create original artwork

Space, Form, and Value

Assessment Type: Formative

Assessment Tier: Authentic Performance (AP)

Assessment Level (DOK): DOK4

Description: Students use these elements of art to create original artwork.

Unit 3: Typography

HS Digital Art

UNIT SUMMARY

In this Unit You will learn about Typography, what it is, and how it can make impactful artwork. You will learn how to create your own typographic works using tools in Adobe Photoshop.

After this Unit you will be able to say:

I Can Create Typographical Art using Adobe

I Can talk about Artist(s) who use Type in their work

I Can create Impactful works of Art using Type

STANDARDS

Maine - Grade 9-12 - Visual Arts	
E5.h.	
	Following established rules/etiquette for observing/listening to art
E5.e.	
	Accepting/giving/using constructive feedback
E3.	
	Students make short-term and long-term goals based on rigorous criteria and related to time management, interpersonal interactions, or skill development that will lead to success in the arts.
E2.	
	Students analyze skills and concepts that are similar across disciplines.
B3.c.	
	Communicate a variety of ideas, feelings, and meanings.
B3.a.	
	Demonstrate sophisticated use of media, tools, techniques, and processes.
B1.	
	Students choose multiple suitable media, tools, techniques, and processes to create a variety of original art works.
B2.	

Unit 3: Typography

HS Digital Art

Students use Elements of Art and Principles of Design to create original art works that demonstrate development of personal style in a variety of media and visual art forms.

B3.

Students create a body of original art work.

A2.a.

Evaluate Elements of Art: color, form, line, shape, space, texture, and value.

A2.

Students evaluate all the features of composition.

ASSESSMENT EVIDENCE (DIAGNOSTIC / FORMATIVE / SUMMATIVE)

Intro to Typography

Assessment Type: Formative

Assessment Tier: Authentic Performance (AP)

Assessment Level (DOK): DOK3

Description: Students demonstrate knowledge of the history and uses of typography

Art in Words

Assessment Type: Formative

Assessment Tier: Authentic Performance (AP)

Assessment Level (DOK): DOK4

Description: Students create original art that has custom fonts and type in them

Logo/Poster Design

Assessment Type: Summative

Assessment Tier: Authentic Performance (AP)

Assessment Level (DOK): DOK4

Description: Students use prior knowledge from other lessons to create a final original design

Unit 4: Semester 1 Portfolio

HS Digital Art

UNIT SUMMARY

In This Unit you will learn What an Art Portfolio is and Why It is important for Artists. You will create your own Portfolio from this Semester's work.

After this unit you will be able to Say..

I Can Explain what an Artist's Portfolio is and why it is used

I Can Create my own Portfolio to show my work

I Can explain my work and reflect on my growth

STANDARDS

Maine - Grade 9-12 - Visual Arts	
	B3.
Students create a body of original art work.	
	B3.a.
Demonstrate sophisticated use of media, tools, techniques, and processes.	
	B3.b.
Demonstrate knowledge of visual art concepts.	
	E2.
Students analyze skills and concepts that are similar across disciplines.	
	E3.
Students make short-term and long-term goals based on rigorous criteria and related to time management, interpersonal interactions, or skill development that will lead to success in the arts.	

ASSESSMENT EVIDENCE (DIAGNOSTIC / FORMATIVE / SUMMATIVE)

Semester Cumulative Portfolio

Assessment Type: Summative

Assessment Tier: Authentic Performance (AP)

Assessment Level (DOK): DOK4

Description: Students create a full portfolio of their work this semester

Unit 5: Refresh Info & Creativity

HS Digital Art

UNIT SUMMARY

In This unit You will have a refresh on important Information for this course, as well as get back into the groove of things with a creativity challenge.

After this Unit you will be able to say:

I Can Get Help

I Can Navigate and Understand my Course

I Can Get Creative

STANDARDS

Maine - Grade 9-12 - Visual Arts	
B1.	
Students choose multiple suitable media, tools, techniques, and processes to create a variety of original art works.	
B3.	
Students create a body of original art work.	
E5.i.	
Demonstrating safe behavior	
E5.g.	
Demonstrating ethical behavior	
E5.f.	
Accepting responsibility for personal behavior.	

ASSESSMENT EVIDENCE (DIAGNOSTIC / FORMATIVE / SUMMATIVE)

Get Creative

Assessment Type: Formative

Assessment Tier: Authentic Performance (AP)

Assessment Level (DOK): DOK3

Description: Students work on creating an original work of art that shows their personal interests and creativity as a refresh for the new semester.

Unit 6: Animation

HS Digital Art

UNIT SUMMARY

In This Unit you will learn about the history of animation, and how to get started creating basic animations through the use of Adobe Animate

After this Unit you will be able to say:

I Can Describe the Origins and General History of Animation

I Can use Adobe Animate to create Small GIFs and Animations

I Can use Animation vocabulary to describe the process of Animating

I Can Create Original artwork that moves.

STANDARDS

Maine - Grade 9-12 - Visual Arts
A1.
Students research and explain how art and artists reflect and influence culture and periods of time.
A2.b.
Evaluate Principles of Design including balance, contrast, emphasis, movement, pattern, rhythm, and unity.
B1.
Students choose multiple suitable media, tools, techniques, and processes to create a variety of original art works.
B2.
Students use Elements of Art and Principles of Design to create original art works that demonstrate development of personal style in a variety of media and visual art forms.
B3.a.
Demonstrate sophisticated use of media, tools, techniques, and processes.
B3.b.
Demonstrate knowledge of visual art concepts.
D1.d.
Research and explain how art and artists reflect and shape their time and culture.
E3.

Unit 6: Animation

HS Digital Art

Students make short-term and long-term goals based on rigorous criteria and related to time management, interpersonal interactions, or skill development that will lead to success in the arts.

E5.h.

Following established rules/etiquette for observing/listening to art

E5.i.

Demonstrating safe behavior

E5.g.

Demonstrating ethical behavior

E5.f.

Accepting responsibility for personal behavior.

E5.e.

Accepting/giving/using constructive feedback

ASSESSMENT EVIDENCE (DIAGNOSTIC / FORMATIVE / SUMMATIVE)

Intro to Animation

Assessment Type: Formative

Assessment Tier: Drill & Practice (D&P)

Assessment Level (DOK): DOK1

Description: Students demonstrate knowledge of the history of animation

Simple Movement

Assessment Type: Formative

Assessment Tier: Rehearsal & Scrimmage (R&S)

Assessment Level (DOK): DOK3

Description: Students create simple movement animations.

Full Animation

Assessment Type: Summative

Assessment Tier: Authentic Performance (AP)

Assessment Level (DOK): DOK4

Description: Students create an original animation

Unit 7: Character Design

HS Digital Art

UNIT SUMMARY

In This Unit You will learn how to create a detailed character with a background and story. This character will come to life through many revisions and feedback, each step taking you further into developing the final original character creation.

After this unit you will be able to say:

I Can think critically

I Can create brainstorming documents

I Can make revisions to my work

I Can create original character designs and art

STANDARDS

Maine - Grade 9-12 - Visual Arts	
	E5.i.
Demonstrating safe behavior	
	E5.g.
Demonstrating ethical behavior	
	E5.f.
Accepting responsibility for personal behavior.	
	E5.e.
Accepting/giving/using constructive feedback	
	E3.
Students make short-term and long-term goals based on rigorous criteria and related to time management, interpersonal interactions, or skill development that will lead to success in the arts.	
	D1.a.
Describe, analyze, interpret, and evaluate art forms by applying grade span appropriate arts concepts, vocabulary, skills, and processes as referenced in Standard A: Disciplinary Literacy.	

Unit 7: Character Design

HS Digital Art

B3.b.

Demonstrate knowledge of visual art concepts.

B3.a.

Demonstrate sophisticated use of media, tools, techniques, and processes.

B3.

Students create a body of original art work.

B2.

Students use Elements of Art and Principles of Design to create original art works that demonstrate development of personal style in a variety of media and visual art forms.

Unit 7: Character Design

HS Digital Art

ASSESSMENT EVIDENCE (DIAGNOSTIC / FORMATIVE / SUMMATIVE)

Yourself as a Cartoon

Assessment Type: Formative

Assessment Tier: Authentic Performance (AP)

Assessment Level (DOK): DOK4

Description: Students create a drawing of themselves in a cartoon world

Character Design: Brainstorming & Rough Draft

Assessment Type: Formative

Assessment Tier: Authentic Performance (AP)

Assessment Level (DOK): DOK4

Description: Students begin designing and brainstorming for creating an original character with a background story.

Character Design: First Draft

Assessment Type: Formative

Assessment Tier: Authentic Performance (AP)

Assessment Level (DOK): DOK4

Description: Students create a first draft of character design

Character Design: Final Draft

Assessment Type: Summative

Assessment Tier: Authentic Performance (AP)

Assessment Level (DOK): DOK4

Description: Students create a final original design

Unit 8: Final Portfolio

HS Digital Art

UNIT SUMMARY

In This Unit you will create a digital portfolio of work from the past semester. You will Reflect on the entire series of work and how you have grown this year.

After this Unit you will be able to say:

I Can Arrange a well displayed and organized portfolio of work

I Can keep track of my artwork

I Can Reflect on my growth

STANDARDS

Maine - Grade 9-12 - Visual Arts	
E5.i.	Demonstrating safe behavior
E5.g.	Demonstrating ethical behavior
E5.f.	Accepting responsibility for personal behavior.
E5.e.	Accepting/giving/using constructive feedback
E4.	Students explain how their knowledge of the arts relates to school-to-school and school-to-work transitions and other career and life decisions including the recognition that the arts are a means of renewal and recreation.
E3.	Students make short-term and long-term goals based on rigorous criteria and related to time management, interpersonal interactions, or skill development that will lead to success in the arts.
B3.b.	Demonstrate knowledge of visual art concepts.
B3.a.	Demonstrate sophisticated use of media, tools, techniques, and processes.

Unit 8: Final Portfolio

HS Digital Art

B3.

Students create a body of original art work.

ASSESSMENT EVIDENCE (DIAGNOSTIC / FORMATIVE / SUMMATIVE)

Final Portfolio

Assessment Type: Summative

Assessment Tier: Authentic Performance (AP)










Assessment Level (DOK): DOK3

Description: Students create a final semester 2 portfolio of work

HS Digital Art

Maine Virtual Academy

School Year 2025-2026 (Aug 25, 2025 - Jun 12, 2026)

UNIT	# OF TEACHING DAYS	DATES
 Unit 1: Intro to Digital Art	5 teaching days	Aug 25 - Aug 29, 2025
 Unit 1.5: Ongoing: Weekly Sketches	4 teaching days	Sep 1 - Sep 5, 2025
 Unit 2: Elements of Art	24 teaching days	Sep 8 - Oct 20, 2025
 Unit 3: Typography	41 teaching days	Oct 21, 2025 - Jan 5, 2026
 Unit 4: Semester 1 Portfolio	5 teaching days	Jan 6 - Jan 12, 2026
 Unit 5: Refresh Info & Creativity	6 teaching days	Jan 16 - Jan 26, 2026
 Unit 6: Animation	38 teaching days	Jan 27 - Mar 30, 2026
 Unit 7: Character Design	26 teaching days	Mar 31 - May 22, 2026
 Unit 8: Final Portfolio	14 teaching days	May 25 - Jun 12, 2026

August

SUNDAY	MONDAY	TUESDAY	WEDNESDAY	THURSDAY	FRIDAY	SATURDAY
27	28	29	30	31	1	2
3	4	5	6	7	8	9
10	11	12	13	14	15	16
17	18	19	20	21	22	23
24	25 Unit 1: Intro to Di...	26 Unit 1: Intro to Di...	27 Unit 1: Intro to Di...	28 Unit 1: Intro to Di...	29 Unit 1: Intro to Di...	30
31	1 Labor Day	2 Unit 1.5: Ongoing...	3 Unit 1.5: Ongoing...	4 Unit 1.5: Ongoing...	5 Unit 1.5: Ongoing...	6

September

SUNDAY	MONDAY	TUESDAY	WEDNESDAY	THURSDAY	FRIDAY	SATURDAY
31	1 Labor Day	2 Unit 1.5: Ongoing...	3 Unit 1.5: Ongoing...	4 Unit 1.5: Ongoing...	5 Unit 1.5: Ongoing...	6
7	8 Unit 2: Elements ...	9 Unit 2: Elements ...	10 Unit 2: Elements ...	11 Unit 2: Elements ...	12 Unit 2: Elements ...	13
14	15 Unit 2: Elements ...	16 Fall NWEA	17 Fall NWEA	18 Fall NWEA	19 Unit 2: Elements ...	20
21	22 Unit 2: Elements ...	23 Unit 2: Elements ...	24 Unit 2: Elements ...	25 Unit 2: Elements ...	26 Unit 2: Elements ...	27
28	29 Unit 2: Elements ...	30 Unit 2: Elements ...	1 Unit 2: Elements ...	2 Unit 2: Elements ...	3 Unit 2: Elements ...	4

October

SUNDAY	MONDAY	TUESDAY	WEDNESDAY	THURSDAY	FRIDAY	SATURDAY
28	29 Unit 2: Elements ...	30 Unit 2: Elements ...	1 Unit 2: Elements ...	2 Unit 2: Elements ...	3 Unit 2: Elements ...	4
5	6 MTY Testing	7 MTY Testing	8 MTY Testing	9 Unit 2: Elements ...	10 Unit 2: Elements ...	11
12	13 Indigenous Peoples Day	14 Unit 2: Elements ...	15 Unit 2: Elements ...	16 Unit 2: Elements ...	17 Unit 2: Elements ...	18
19	20 Unit 2: Elements ...	21 Unit 3: Typography	22 Unit 3: Typography	23 Unit 3: Typography	24 Unit 3: Typography	25
26	27 Unit 3: Typography	28 Unit 3: Typography	29 Unit 3: Typography	30 Unit 3: Typography	31 Unit 3: Typography	1

November

SUNDAY	MONDAY	TUESDAY	WEDNESDAY	THURSDAY	FRIDAY	SATURDAY
26	27 Unit 3: Typography	28 Unit 3: Typography	29 Unit 3: Typography	30 Unit 3: Typography	31 Unit 3: Typography	1
2	3 Unit 3: Typography	4 Unit 3: Typography	5 Unit 3: Typography	6 Unit 3: Typography	7 Unit 3: Typography	8
9	10 Unit 3: Typography	11 Veterans Day	12 Unit 3: Typography	13 Unit 3: Typography	14 Unit 3: Typography	15
16	17 Unit 3: Typography	18 Unit 3: Typography	19 Unit 3: Typography	20 Unit 3: Typography	21 Unit 3: Typography	22
23	24 Unit 3: Typography	25 Unit 3: Typography	26 Thanksgiving Break	27 Thanksgiving	28 Thanksgiving Break	29
30	1 Unit 3: Typography	2 Unit 3: Typography	3 Unit 3: Typography	4 Unit 3: Typography	5 Unit 3: Typography	6

December

SUNDAY	MONDAY	TUESDAY	WEDNESDAY	THURSDAY	FRIDAY	SATURDAY
30	1 Unit 3: Typography	2 Unit 3: Typography	3 Unit 3: Typography	4 Unit 3: Typography	5 Unit 3: Typography	6
7	8 Unit 3: Typography	9 Unit 3: Typography	10 Unit 3: Typography	11 Unit 3: Typography	12 Unit 3: Typography	13
14	15 Unit 3: Typography	16 Unit 3: Typography	17 Unit 3: Typography	18 Unit 3: Typography	19 Unit 3: Typography	20
21	22 Winter Break	23 Winter Break	24 Winter Break	25 Christmas Day	26 Winter Break	27 Winter Break
28 Winter Break	29 Winter Break	30 Winter Break	31 Winter Break	1 New Year's Day	2 Winter Break	3

January

SUNDAY	MONDAY	TUESDAY	WEDNESDAY	THURSDAY	FRIDAY	SATURDAY
28 Winter Break	29 Winter Break	30 Winter Break	31 Winter Break	1 New Year's Day	2 Winter Break	3
4	5 Unit 3: Typography	6 Unit 4: Semester ...	7 Unit 4: Semester ...	8 Unit 4: Semester ...	9 Unit 4: Semester ...	10
11	12 Unit 4: Semester ...	13 Winter NWEA	14 Winter NWEA	15 Winter NWEA	16 Unit 5: Refresh In...	17
18	19 Martin Luther King, Jr. Day	20 Unit 5: Refresh In...	21 Unit 5: Refresh In...	22 Unit 5: Refresh In...	23 Unit 5: Refresh In...	24
25	26 Unit 5: Refresh In...	27 Unit 6: Animation	28 Unit 6: Animation	29 Unit 6: Animation	30 Unit 6: Animation	31

February

SUNDAY	MONDAY	TUESDAY	WEDNESDAY	THURSDAY	FRIDAY	SATURDAY
1	2 Unit 6: Animation	3 Unit 6: Animation	4 Unit 6: Animation	5 Unit 6: Animation	6 Unit 6: Animation	7
8	9 Unit 6: Animation	10 Unit 6: Animation	11 Unit 6: Animation	12 Unit 6: Animation	13 February Break	14 February Break
15 February Break	16 Presidents' Day	17 February Break	18 February Break	19 February Break	20 February Break	21
22	23 Unit 6: Animation	24 Unit 6: Animation	25 Unit 6: Animation	26 Unit 6: Animation	27 Unit 6: Animation	28

March

SUNDAY	MONDAY	TUESDAY	WEDNESDAY	THURSDAY	FRIDAY	SATURDAY
1	2 Unit 6: Animation	3 Unit 6: Animation	4 Unit 6: Animation	5 Unit 6: Animation	6 Unit 6: Animation	7
8	9 Unit 6: Animation	10 Unit 6: Animation	11 Unit 6: Animation	12 Unit 6: Animation	13 Unit 6: Animation	14
15	16 Unit 6: Animation	17 Unit 6: Animation	18 Unit 6: Animation	19 Unit 6: Animation	20 March Break	21
22	23 Unit 6: Animation	24 Unit 6: Animation	25 Unit 6: Animation	26 Unit 6: Animation	27 Unit 6: Animation	28
29	30 Unit 6: Animation	31 Unit 7: Character ...	1 Unit 7: Character ...	2 Unit 7: Character ...	3 Unit 7: Character ...	4

April

SUNDAY	MONDAY	TUESDAY	WEDNESDAY	THURSDAY	FRIDAY	SATURDAY
29	30 Unit 6: Animation	31 Unit 7: Character ...	1 Unit 7: Character ...	2 Unit 7: Character ...	3 Unit 7: Character ...	4
5	6 MEA Testing - Spring	7 MEA Testing - Spring	8 MEA Testing - Spring	9 MEA Testing - Spring	10 MEA Testing - Spring	11
12	13 Unit 7: Character ...	14 Unit 7: Character ...	15 Unit 7: Character ...	16 Unit 7: Character ...	17 Unit 7: Character ...	18
19	20 April Break	21 April Break	22 April Break	23 April Break	24 April Break	25
26	27 Unit 7: Character ...	28 Unit 7: Character ...	29 Unit 7: Character ...	30 Unit 7: Character ...	1 Unit 7: Character ...	2

May

SUNDAY	MONDAY	TUESDAY	WEDNESDAY	THURSDAY	FRIDAY	SATURDAY
26	27 Unit 7: Character ...	28 Unit 7: Character ...	29 Unit 7: Character ...	30 Unit 7: Character ...	1 Unit 7: Character ...	2
3	4 Unit 7: Character ...	5 Spring NWEA	6 Spring NWEA	7 Spring NWEA	8 Unit 7: Character ...	9
10	11 Unit 7: Character ...	12 Unit 7: Character ...	13 Unit 7: Character ...	14 Unit 7: Character ...	15 Unit 7: Character ...	16
17	18 Unit 7: Character ...	19 Unit 7: Character ...	20 Unit 7: Character ...	21 Unit 7: Character ...	22 Unit 7: Character ...	23
24	25 Memorial Day	26 Unit 8: Final Portf...	27 Unit 8: Final Portf...	28 Unit 8: Final Portf...	29 Unit 8: Final Portf...	30
31	1 Unit 8: Final Portf...	2 Unit 8: Final Portf...	3 Unit 8: Final Portf...	4 Unit 8: Final Portf...	5 Unit 8: Final Portf...	6

June

SUNDAY	MONDAY	TUESDAY	WEDNESDAY	THURSDAY	FRIDAY	SATURDAY
31	1 Unit 8: Final Portf...	2 Unit 8: Final Portf...	3 Unit 8: Final Portf...	4 Unit 8: Final Portf...	5 Unit 8: Final Portf...	6
7	8 Unit 8: Final Portf...	9 Unit 8: Final Portf...	10 Unit 8: Final Portf...	11 Unit 8: Final Portf...	12 Unit 8: Final Portf...	13
14	15	16	17	18	19	20
21	22	23	24	25	26	27
28	29	30	1	2	3	4