

# Facilities Planning Task Force Meeting #3

---

MARCH 16, 2026

3:00-5:00PM

A solid blue horizontal bar at the bottom of the slide.



# Facilities Planning Task Force Agenda

---

March 16, 2023

District Office

3-5pm

Agenda:

- 1) Review charter
- 2) Review historical and current district capital facility planning documents.
- 3) Task Force exercise: brainstorm scenarios for elementary facilities for the next 5-10 years.

# Task Force Charter

The task force will:

- Review and analyze demographic data: enrollment projections and potential factors influencing demographic change.
- Review historical and current district capital facility planning documents.
- Develop recommendations for an elementary facilities master plan covering the years 2026–2036. This may include, but is not limited to, reconfiguration of attendance boundaries, consolidation of programs, or the potential closure of one or more elementary schools.
- Identify potential capital cost savings, investment needs, and budget implications associated with proposed changes to elementary facility usage.

# Bellingham *the* Promise

## vision

**We, as a community,** make a collective commitment to Bellingham's children

## mission

**We collectively** commit that our students are cared for and respected

## core beliefs

**We believe** that all children should be loved



# Facility Planning Factors

---



Enrollment projections

Budget implications

Building conditions

Historical plans

3-section schools

Feeder patterns

Neighborhoods & relationships

Equity

Student experience/outcomes

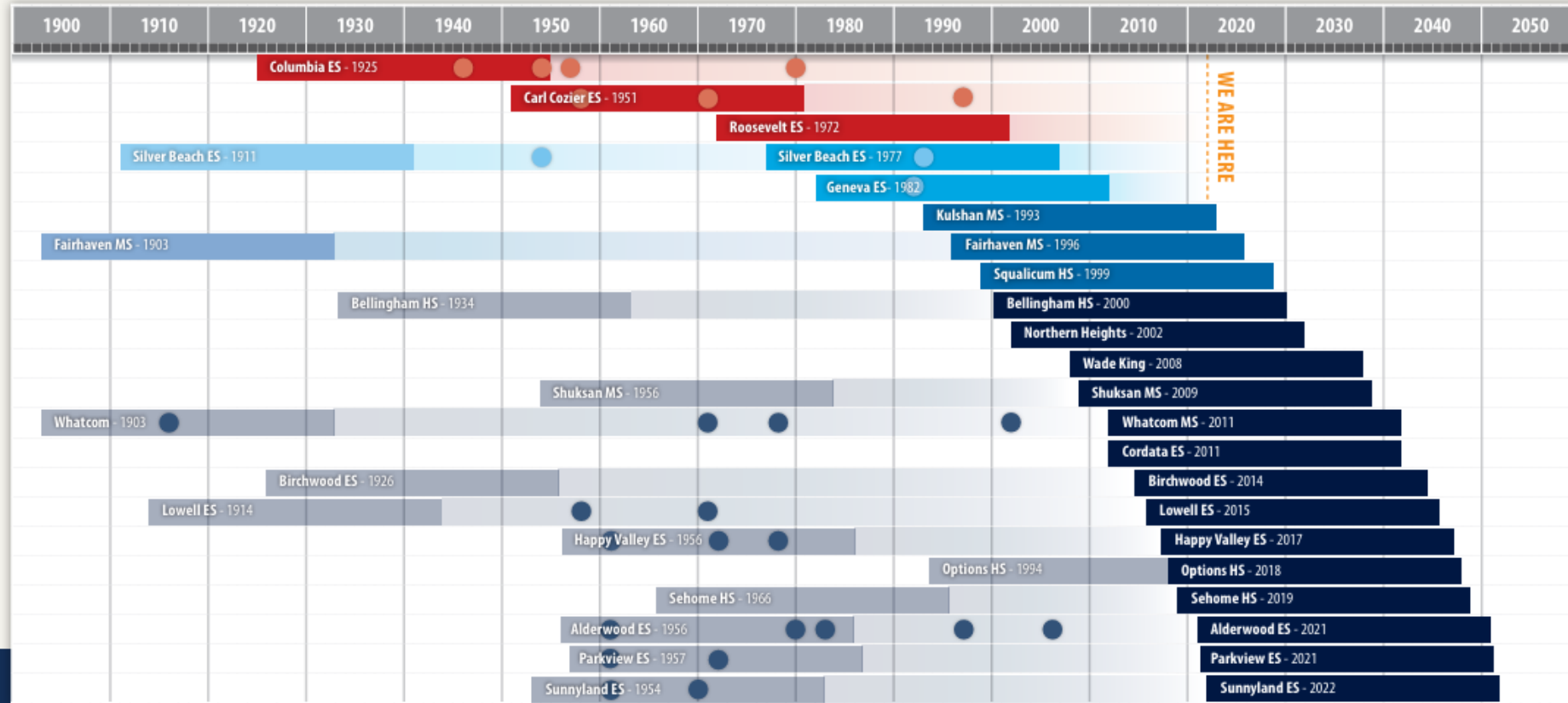
Physical/geographic factors

Use & occupancy of district buildings

# Facilities Planning Task Force—History & Highlights

<b>2012</b>	<p>Build Options, Sehome, Happy Valley, district office</p> <p>Retire Larrabee</p> <p>Add gym and cafeteria to Parkview; elevator, cafeteria and gym to Lowell</p>	<p><b>2013 Bond</b> \$160MM</p>	<p><b>2015</b> Remodeled Lowell opens</p> <p><b>2016</b> Happy Valley &amp; remodeled Parkview opens</p> <p><b>2017</b> Options opens</p> <p><b>2019</b> Sehome opens</p> <p><b>2024</b> District office opens</p>
<b>2017</b>	<p>Build Alderwood, Sunnyland, Parkview</p>	<p><b>2018 Bond</b> \$155MM</p>	<p><b>2021</b> Alderwood &amp; Parkview open</p> <p><b>2022</b> Sunnyland opens</p>
<b>2021</b>	<p>Build Community Transitions</p> <p>Build 15th Elementary School</p> <p>Begin planning for possible replacement of Carl Cozier, Columbia, and Roosevelt</p>	<p><b>2022 Bond</b> \$122 MM</p>	<p><b>2024</b> 15<sup>th</sup> ES paused</p> <p><b>2025</b> Ed specs for Roosevelt, Cozier</p> <p><b>2026</b> Community Transitions in progress; design continuing for Roosevelt</p>

# School Facility Timeline



MAINTAINED & MINIMAL MODERNIZATION

GROWTH & REPLACEMENT - 1980s

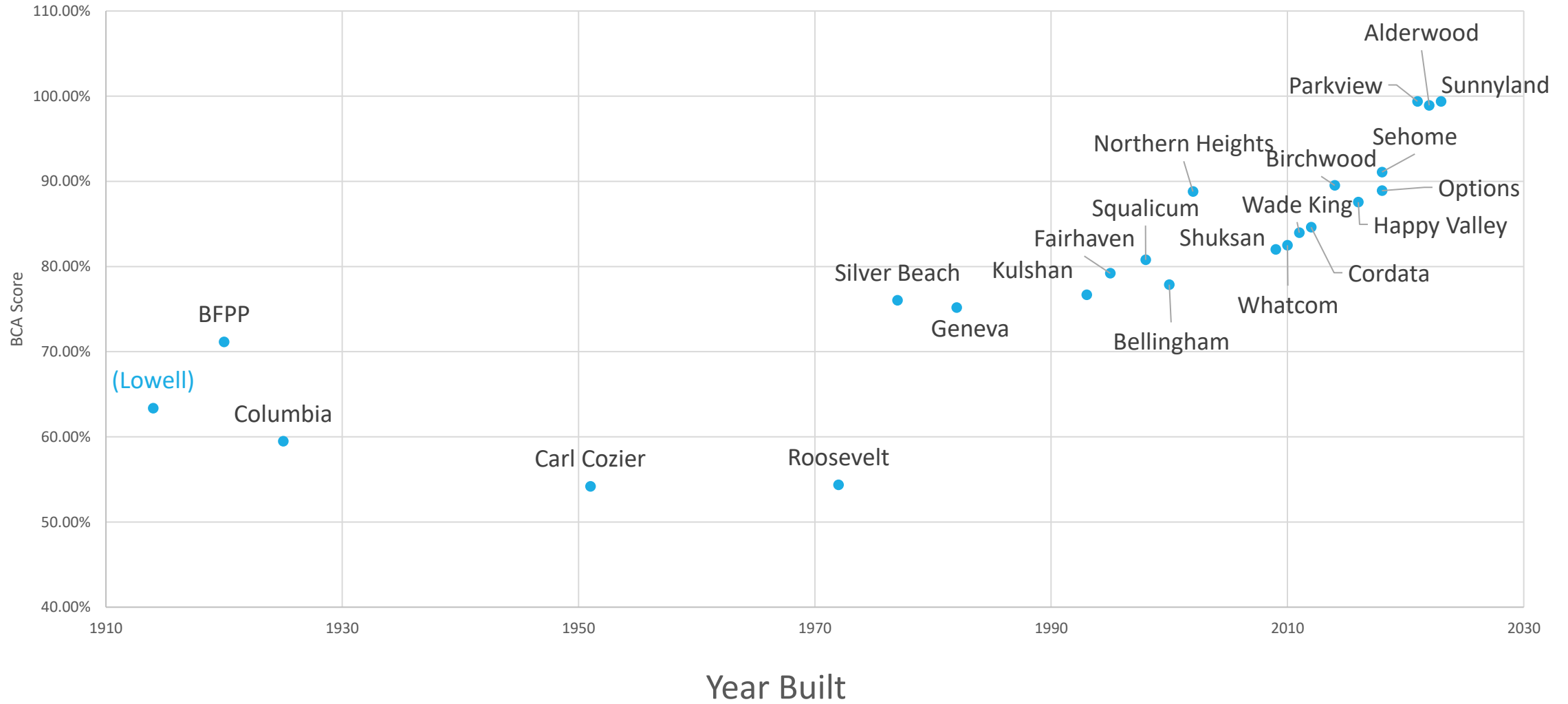
GROWTH & REPLACEMENT - 1990s

GROWTH & REPLACEMENT - 2000s



CIRCLES DESIGNATE YEARS OF MAJOR MODERNIZATIONS AND/OR ADDITIONS

# Building Condition Assessment Scores



# Carl Cozier, Columbia, Roosevelt Timeline

2011	2021	2022	2023	2024	2026
Purchased King Mountain property	<p><b>Taskforce recommendations:</b> Plan to build 15<sup>th</sup> Elementary School on King Mountain site</p> <p>Begin planning for Cozier, Columbia, Roosevelt rebuilds</p>	<p><b>Rebuild Order Committee recommendations:</b> 1) Roosevelt 2) Cozier* 3) Columbia *Caveat: if Cozier needed more time for land planning with COB, Cozier could be third</p>	<p>Discussions regarding Cozier location &amp; land purchase/sale with COB formalized.</p> <p>Idea emerges: hold on 15<sup>th</sup> ES; rebuild Cozier in new location; use existing Cozier as swing space for Roosevelt, Columbia rebuilds.</p>	<p><b>Cozier and Roosevelt Educational Specifications Design Advisory committees begin.</b></p>	<p><b>Facilities Planning Taskforce convenes</b></p> <p>Planning for land purchase/sale with Civic paused</p> <p>Roosevelt design planning continues</p>



## **Roosevelt Elementary School Rebuild**

Built 1972  
Design funding—  
2022 bond  
Geography: borders  
neighborhood,  
interurban trail  
system  
Relatively spacious  
site for construction



## **Carl Cozier Elementary School Rebuild**

Built 1951  
Funding— 2022 bond  
Geography:  
Lincoln/Lakeway  
corner  
Constrained site for  
construction



## **Columbia Elementary School Rebuild**

Built 1925  
Design funding—  
2022 bond  
Geography:  
neighborhood  
school, good  
walkability, no bus  
loop , limited  
parking, constrained  
site for construction

# Budget Implications...

---

Overall, we anticipate immediate & ongoing savings by closing schools, especially as enrollment declines.

Each scenario that we explore will have budget implications– we'll bring the specifics as we build out different scenarios.

# Potential Cost Savings

---

<b>School Administration</b> (Principal, Dean, Admin Asst, Supervision)	→	\$600k - \$650k
<b>School Support</b> (LMS, Counselor, Coach)	→	\$300k - \$350k
<b>Custodial/Food Services</b>	→	\$250k - \$300k
<b>Utilities</b>	→	\$100k – \$150k

Estimated savings are **at least \$1M**. Higher salaries due to staff experience and the size of the school increases estimates to \$1.3M - \$1.5M.

*This estimate includes all funding source but excludes one-time costs incurred during restructure. Those costs will depend on the future use of school (closing or repurposing).*

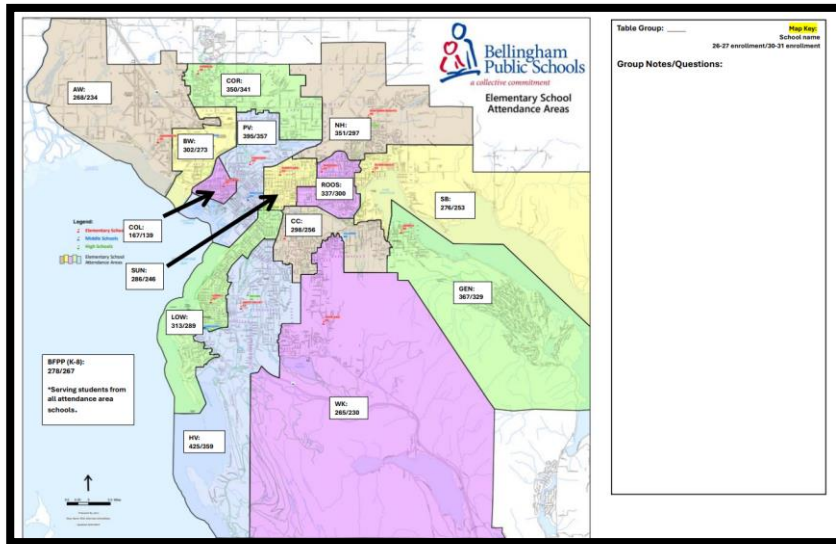
# Elementary Enrollment & School Size

	2019	2026	2028	2030	2035
<b>Elementary Enrollment (TK-5 total)</b>	<b>5247</b>	<b>4565</b>	<b>4201</b>	<b>4072</b>	<b>4190</b>
14 schools, avg enrollment	374	326	300	290	299
13 schools, avg enrollment		351	323	313	322
12 schools, avg enrollment		380	350	339	349
11 schools, avg enrollment			381	370	380

# Group Exercise: Restructure 15 ES sites

As a Table Group...


- Move to a large map around the room
- Brainstorm possible scenarios to restructure our current 15 elementary sites, with the goal of each site being closer to 350 students.
- Record your thinking on the smaller map – draw lines, make notes, jot down questions.
- Use one small map for each possible restructuring scenario



Your group might consider factors such as reduction in the number of sites, facility planning, building condition, equity, reasonable transportation and neighborhood impacts.

School	Year Built	Gross Sq Ft	Number of Classrooms	Free & Reduced Lunch Qualification %	2026 Enrollment	2030 Enrollment Forecast
<b>Alderwood</b>	2022	63,854	25	58.6	268	234
<b>Birchwood</b>	2014	42,007	17	53	302	273
<b>Carl Cozier</b>	1951	47,220	19	45.1	298	256
<b>Columbia</b>	1925	33,600	14	21.7	167	139
<b>Cordata</b>	2012	54,232	24	63.4	350	341
<b>Geneva</b>	1982	48,115	25	22.5	367	329
<b>Happy Valley</b>	2016	59,315	22	40.0	425	359
<b>Lowell</b>	1914	46,820	20	26.4	313	289
<b>Northern Heights</b>	2002	50,171	22	33.6	351	297
<b>Parkview</b>	2021	61,572	24	46.9	395	357
<b>Roosevelt</b>	1972	48,905	24	44.4	337	300
<b>Silver Beach</b>	1977	55,304	24	7.7	276	253
<b>Sunnyland</b>	2023	66,716	25	41.6	286	246
<b>Wade King</b>	2011	50,640	25	8.4	265	230
<b>BFPP* (K-8)</b>	1920	18,260	7	29	278	267

Sources: Bellingham School District October 2025–26 headcount enrollment and FLO October 2026–27 to 2035–36 enrollment forecasts (consistent with district-wide middle scenario).



---

**Next meeting:**

Monday, March 23, 2026

3:00-5:00

Future meeting locations TBD:  
stay tuned for field trip