


2025



6th Grade
Summer Reading
Guided Book Report

Student Name: _____

Due: First Day of School
August 20, 2025

Dear Students,

Welcome to 6th Grade! For your Language Arts assignment this summer, you will **read one novel** from a pre-selected list, and **take notes** on the book using this guided report (slides 6-10). Please see the next two pages for more information about each of the book options.

The report must be turned in on the **first day of school**, and it will count as a **test grade**. Please see rubric on last page for grading details. You may also use this report to complete an assessment during the first week of school.

A digital copy has been posted in the Summer Reading Google Classroom that was created last year. If you are not currently enrolled, you can join by adding a class in Google Classroom using the code: _____.

If you have any questions, please email:

Ms. Hassert - rhassert@mlvracs.org

Ms. Jones - njones@mlvracs.org


Ms. Cerami - ccerami@mlvracs.org

Book Choices

Summary

Fish in a Tree

By Lynda Mullaly
Hunt
DRA: 60



Ally has been smart enough to fool a lot of smart people. Every time she lands in a new school, she is able to hide her inability to read by creating clever yet disruptive distractions. She is afraid to ask for help; after all, how can you cure dumb? However, her newest teacher Mr. Daniels sees the bright, creative kid underneath the trouble maker. With his help, Ally learns not to be so hard on herself and that dyslexia is nothing to be ashamed of. As her confidence grows, Ally feels free to be herself and the world starts opening up with possibilities. She discovers that there's a lot more to her—and to everyone—than a label, and that great minds don't always think alike.

Paperback: [Click here to purchase on Amazon.](#)


PDF: [Click here to read the PDF.](#)

Audio support: [Click here to get playlist on YouTube.](#)

En Espanol: *Como pez en el árbol* [Click here to purchase on Amazon.](#)

Holes

By Louis Sachar
DRA: 50



This winner of the Newbery Medal and the National Book Award features Stanley Yelnats, a kid who is under a curse. A curse that began with his no-good-dirty-rotten-pig-stealing-great-great-grandfather and has since followed generations of Yelnats. Now Stanley has been unjustly sent to a boys' detention center, Camp Green Lake, where the warden makes the boys "build character" by spending all day, every day, digging holes five feet wide and five feet deep. It doesn't take long for Stanley to realize there's more than character improvement going on at Camp Green Lake: the warden is looking for something. Stanley tries to dig up the truth in this inventive and darkly humorous tale of crime, punishment, and redemption.

Paperback: [Click here to purchase on Amazon.](#)


PDF: [Click here to read the PDF.](#)

Audio support: [Click here to get playlist on YouTube](#)

En Espanol: *Hoyos* [Click here to purchase on Amazon.](#)

Shiloh

By Phyllis Reynolds
Naylor
DRA: 40



When Marty Preston comes across a young beagle in the hills behind his home, it's love at first sight—and also big trouble. It turns out the dog, which Marty names Shiloh, belongs to Judd Travers, who drinks too much and has a gun—and abuses his dogs. So when Shiloh runs away from Judd to Marty, Marty just has to hide him and protect him from Judd. But Marty's secret becomes too big for him to keep to himself, and it exposes his entire family to Judd's anger. How far will Marty have to go to make Shiloh his?

Paperback: [Click here to purchase on Amazon.](#)

PDF: [Click here to read the PDF.](#)

Audio support: [Click here to get playlist on YouTube.](#)


En Espanol: [Click here to purchase on Amazon.](#)

Here are QR codes to access free PDFs of each book from any smart device.

1. On your phone or tablet, open the built-in camera app.
2. Point the camera at the QR code.
3. Tap the banner that appears on your phone or tablet.
4. These are files on the school's Google Drive, so you may be prompted to log in to your MLVR account (using your school email and password) to access them.



Scan for PDF of
Fish in a Tree



Scan for PDF of
Holes



Scan for PDF of
Shiloh

Directions & Literary Terms Reference

The following terms are used in this packet. Please refer to this if you need help understanding how to answer each section.

Title: write the title of the book that you chose.

Author: write the name of the person who wrote the book.

Image: re-create the book cover, or create your own image to represent the book.

Protagonist: the main character who has a problem.

Antagonist: the character who creates or is involved in the main character's problem.

Supporting Characters: characters other than the main characters who help the story along.

Conflict: the main problem in the story.

Rising Action: events in the story that create more tension and move the story toward a turning point.

Climax: the point when everything changes, and you see how the conflict may be resolved.

Falling Action: events that come after the turning point, and move toward resolution.

Resolution: how the story ends, what the characters learn as a result of the conflict.

Themes: the life lessons that the characters learn, that the reader could also learn and apply to real life.

Review: stating your opinion about the book. You may use a 5 star rating system, then explain your rating.



Title:

Placeholder area for the title, represented by a solid gray rectangle.



Author:

Placeholder area for the author, represented by a solid gray rectangle.



Image:

Placeholder area for the image, represented by a large solid gray rectangle.



Describe the Protagonist:



Describe the Antagonist:



List the Supporting Characters:



**Setting -
Time &
Place:**



Conflict:



**Rising
Action
Event 1:**



**Rising
Action
Event 2:**



**Rising
Action
Event 3:**



Climax:



**Falling
Action
Event 1:**



**Falling
Action
Event 2:**



Resolution:



Theme(s):



**Overall
Book
Review:**



Summer Reading Assignment Rubric

Score: ____ / 25

For the TEACHER to complete.

Title / Author / Image (Slide 4)

- 3 pts: Students included all elements correctly
- 2 pts: Student included 2 elements, and/or made a few errors
- 1 pt: Student only included 1 element, and/or mostly wrote them incorrectly

Characters (Slide 5, first 3 boxes)

- 5 pts: Antagonist and protagonist are described in full sentences with sufficient detail, and other characters are listed.
- 4 pts: Antagonist and protagonist are described in full sentences with little detail, and other characters are listed.
- 3 pts: Antagonist and protagonist are described, but maybe not in full sentences, and other characters are listed.
- 2 pts: Antagonist and protagonist are described but with little detail, and/or other characters are not listed.
- 1 pt: Antagonist and protagonist are described with very little detail, and/or other characters are not listed.

Setting / Conflict (Slide 5, last 2 boxes)

- 3 pts: Setting and conflict are described in full sentences and with plenty of detail.
- 2 pts: Setting and conflict are described in full sentences but with little detail.
- 1 pt: Setting and conflict may not be described in full sentences, and/or with little detail.

Rising Action (Slide 6)

- 5 pts: All three (3) events in rising action are described in full sentences with plenty of detail; important events are chosen.
- 4 pts: All three (3) events in rising action are described in full sentences with sufficient detail; important events are chosen.
- 3 pts: All three (3) events in rising action are described in full sentences with some detail; important events are chosen.
- 2 pts: All three (3) events in rising action are described in full sentences with little detail; and/or less important events are chosen.
- 1 pt: All three (3) events in rising action may not be described in full sentences; and/or less important events are chosen.

Climax / Falling Action (Slide 7)

- 5 pts: All three (3) events in climax and falling action are described in full sentences with plenty of detail; important events are chosen.
- 4 pts: All three (3) events in climax and falling action are described in full sentences with sufficient detail; important events are chosen.
- 3 pts: All three (3) events in climax and falling action are described in full sentences with some detail; important events are chosen.
- 2 pts: All three (3) events in climax and falling action are described in full sentences with little detail; and/or less important events chosen.
- 1 pt: All three (3) events in climax and falling action may not be described in full sentences; and/or less important events are chosen.

Resolution / Theme (Slide 8)

- 3 pts: Resolution is described in detail. Themes are relevant and support by evidence from text.
- 2 pts: Resolution is described with less detail. Themes are relevant to text.
- 1 pt: Resolution is described with little detail. Themes are not supported and/or irrelevant to text.

Review (Slide 8)

- 1 pt: Student provides review with relevant support from the text.