


Name:

Kindergarten Summer Packet




**Please
return on
the first day
of school**



Practica Tu Nombre

Practice Your Name



First Name

Last Name

Primer Nombre

Apellido Nombre

Handwriting practice lines for the first name, consisting of 10 sets of three horizontal lines (top, dashed middle, bottom).

Handwriting practice lines for the last name, consisting of 10 sets of three horizontal lines (top, dashed middle, bottom).

DIRECTIONS: Practice writing your name. Use the letter guide to help you see how to make each letter. Be sure the first (and only the first) letter is a capital.

Letter Guide

Trace the letters.

Trazar las letras.


A a B b C c D d E e F f

G g H h I i J j K k L l M m

N n O o P p Q q R r S s T t

U u V v W w X x Y y Z z

Name _____



Practice writing your As.

Practique escribir sus A's.

A

a

Draw something that starts with a.

Circle the uppercase and lowercase As.

Write the missing letters. Escribir la letra que falta.



c _ t

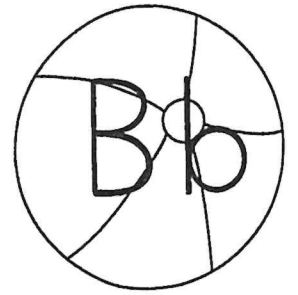


m _ n



h _ t

Name _____



Practice writing your Bs.

Practique escribir sus B's.

B


b

Draw something that starts with b.

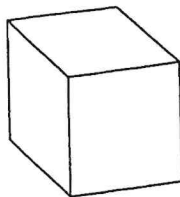
b J B p
 b A j B
 c b B a

Circle the uppercase and lowercase Bs.

Write the missing letters. Escribir la letra que falta.



_____ ug

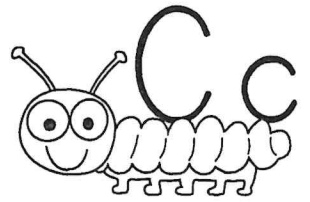


_____ ox



_____ ag

Name _____



Practice writing your Cs. Practique escribir sus C's.

C

c

Draw something that starts with c.


p J C z

o C f c A


c b C r a

Circle the uppercase and lowercase Cs.

Write the missing letters. Escribir la letra que falta.



_____ow



_____rab



_____at

Name _____



Practice writing your Ds.

Practique escribir sus D's.

D d

D

d

Draw something that starts with d.


a B D p
d B f A
o D b A
d b G d o

Circle the uppercase and lowercase Ds.


Write the missing letters. Escribir la letra que falta.



___og




___uck



___ot

Name _____



Practice writing your Es.

Practique escribir sus E's.

Handwriting practice lines with a dashed uppercase 'E' and a dashed lowercase 'e' for tracing.

Large empty box for drawing something that starts with the letter 'e'.

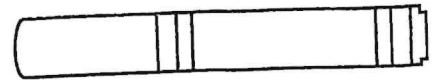
Draw something that starts with e.

Box containing a grid of letters: e, E, D, e, d, f, E, b, e, b, G, d, e. Below the grid is the instruction: 'Circle the uppercase and lowercase Es.'

Circle the uppercase and lowercase Es.

Write the missing letters.

Escribir la letra que falta.



h _ _ n


v _ _ t

p _ _ n


Name _____

Practice writing your F's.


Practique escribir sus F's.



F
f




Draw something that starts with f.




Circle the uppercase and lowercase F's.

Escribir la letra que falta.


Write the missing letters.



___ish



___rog



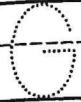
___ire

Name _____



Practice writing your Gs.

Practique escribir sus G's.



Draw something that starts with g.


Circle the uppercase and lowercase Gs.

g G W g
l G b E
e v K g g


Write the missing letters. | Escribir la letra que falta.



___lobe



___ift



___rapes

Name _____



Practice writing your Hs.


Practique escribir sus H's.



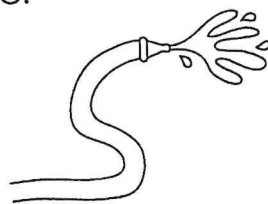
Draw something that starts with h.

Circle the uppercase and lowercase Hs.

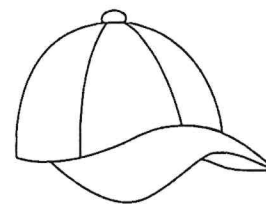
Write the missing letters. Escribir la letra que falta.



_____orse

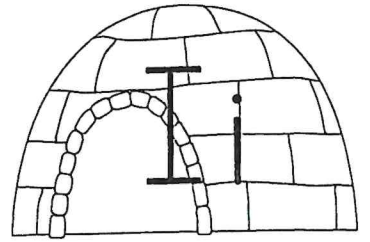


_____ose



_____at

Name _____



Practice writing your Is.

Pratique escribir sus I's.

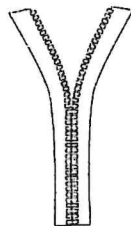
Handwriting practice lines. The first line shows a dotted uppercase 'I' on the left. The second line shows a dotted lowercase 'i' on the left.

Draw something that starts with i.

g I W i
m f
i D b I
e o
v I i g

Circle the uppercase and lowercase Is.

Write the missing letters.




p ___ g

z ___ p

m ___ tt

Escribir la letra que falta.

Name _____



Practice writing your Js.

Practique escribir sus J's.

Handwriting practice lines with a dotted uppercase 'J' and a dotted lowercase 'j' for tracing.

A large empty rectangular box for drawing.

Draw something that starts with j.

A rectangular box containing a mix of letters: b, J, M, i, m, j, R, b, J, j, o, v, J, j, g.


Circle the uppercase and lowercase Js.

Escribir la letra que falta.

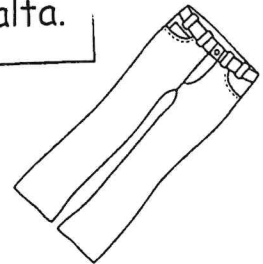
Write the missing letters.



___et




___am



___eans

Name _____



Practice writing your Ks.

Practique escribir sus K's.

Two sets of handwriting lines. The first set has a dashed uppercase 'K' at the beginning. The second set has a dashed lowercase 'k' at the beginning.

A large empty rectangular box for drawing.

Draw something that starts with k.

k K B i
 m u
 k R b K
 j o
 k K j p


Circle the uppercase and lowercase Ks.

Write the missing letters.

Escribir la letra que falta.



___id



___ite



___ing

Name _____



Practice writing your Ls.

Practique escribir sus L's.



Two sets of handwriting lines, each consisting of a solid top line, a dashed middle line, and a solid bottom line.

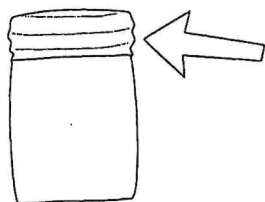
A large empty rectangular box for drawing.

Draw something that starts with l.

A rectangular box containing a collection of letters: k, m, j, l, o, l, H, B, b, L, i, u, j, p.

Circle the uppercase and lowercase Ls.

Write the missing letters.



___ id



___ eg



___ ips

Escribir la letra que falta.



Name _____

Mm

Practice writing your Ms.

Practique escribir sus M's.

M

m

Draw something that starts with m.

h k M m
l m u
o F b M
m m M j p

Circle the uppercase and lowercase Ms.

Write the missing letters.

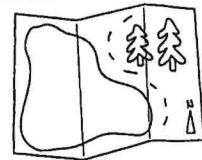
Escribir la letra que falta.



_____om

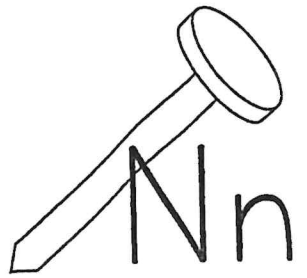


_____oon



_____ap

Name _____



Practice writing your Ns.

Practique escribir sus N's.

N

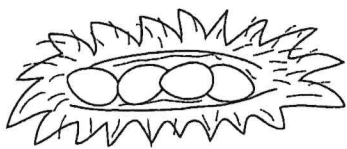
n

Draw something that starts with n.

Circle the uppercase and lowercase Ns.

Write the missing letters.

Escribir la letra que falta.



q




__est

__ine

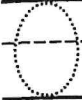
__urse

Name _____



Practice writing your Os.

Practique escribir sus O's.



Draw something that starts with o.


Circle the uppercase and lowercase Os.

T k O o
 n u
 l O b U
 r k p
 o c o O

Write the missing letters. Escribir la letra que falta.



d _ _ g

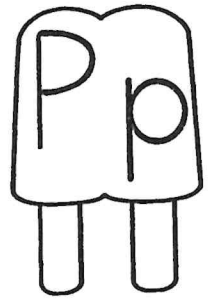


sp _ _ ts



m _ _ p

Name _____




Practice writing your Ps.

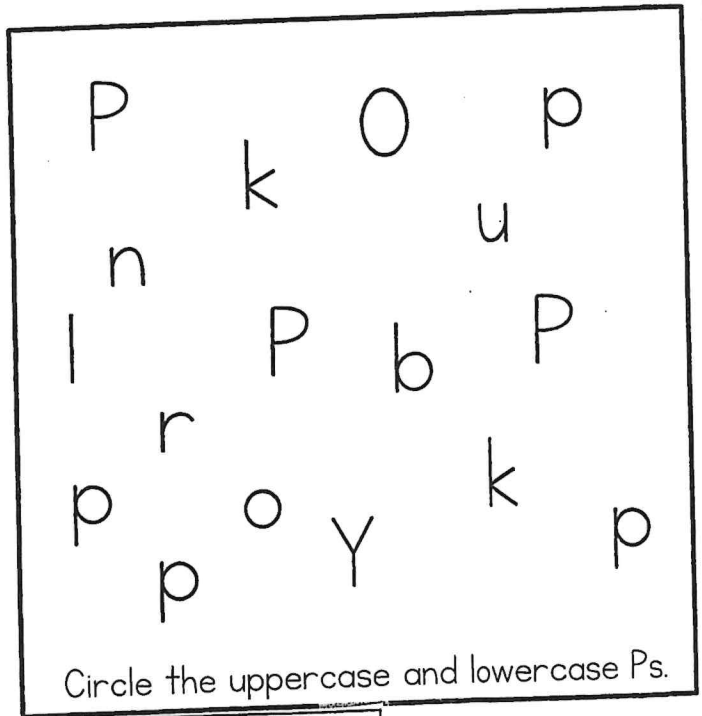
Practique escribir sus P's.

P

p




Draw something that starts with p.



Circle the uppercase and lowercase Ps.

Write the missing letters.

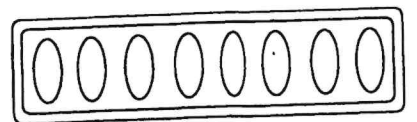
Escribir la letra que falta.



___ig



___in



___aint



Name _____

Practice writing your Qs.

Practique escribir sus Q's.

Q q

Q

q


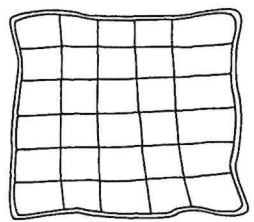
Draw something that starts with q.

Circle the uppercase and lowercase Qs.

Q k o a
f n x
p r Q b Q
p o o k a

Escribir la letra que falta.

Write the missing letters.

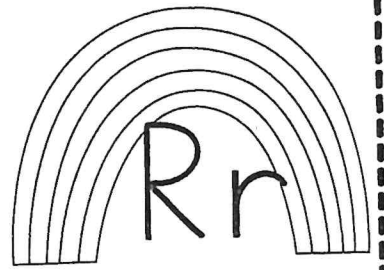


___ ueen

___ uilt

___ uarter

Name _____




Practice writing your Rs.

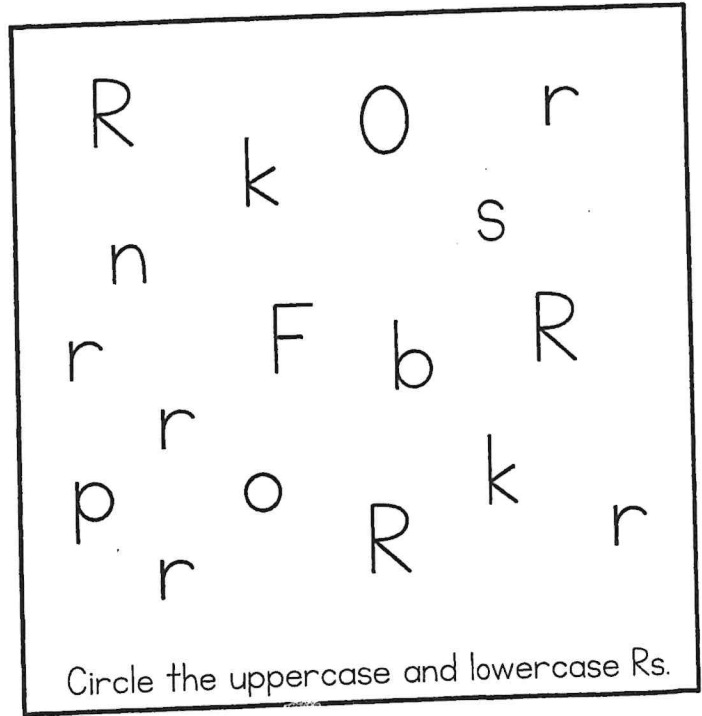
Practique escribir sus R's.

R

r



Draw something that starts with r.



Circle the uppercase and lowercase Rs.

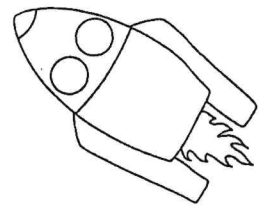
Write the missing letters. Escribir la letra que falta.



_____ ain




_____ ose



_____ ocket

Name _____



Practice writing your Ss.

Practique escribir sus S's.

S


S

Draw something that starts with s.


S k A s
n s J
s r b
p o S k v
s

Circle the uppercase and lowercase Ss.

Write the missing letters. Escribir la letra que falta.



_____ un




_____ tar





_____ ocks

Name _____



Practice writing your Ts.

Practique escribir sus T's.



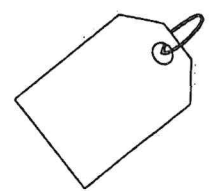
Draw something that starts with t.

Circle the uppercase and lowercase Ts.


S k T t
m t
s T d Z
t r o T h v
t

Write the missing letters.

Escribir la letra que falta.



10




___ ag

___ en

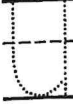
___ ree

Name _____



Practice writing your Us.

Practique escribir sus U's.




Draw something that starts with u.


Circle the uppercase and lowercase Us.

U k T u
m o
s U d Z
t r u h v
u U h v


Write the missing letters. Escribir la letra que falta.



s _ n



b _ s






b _ g



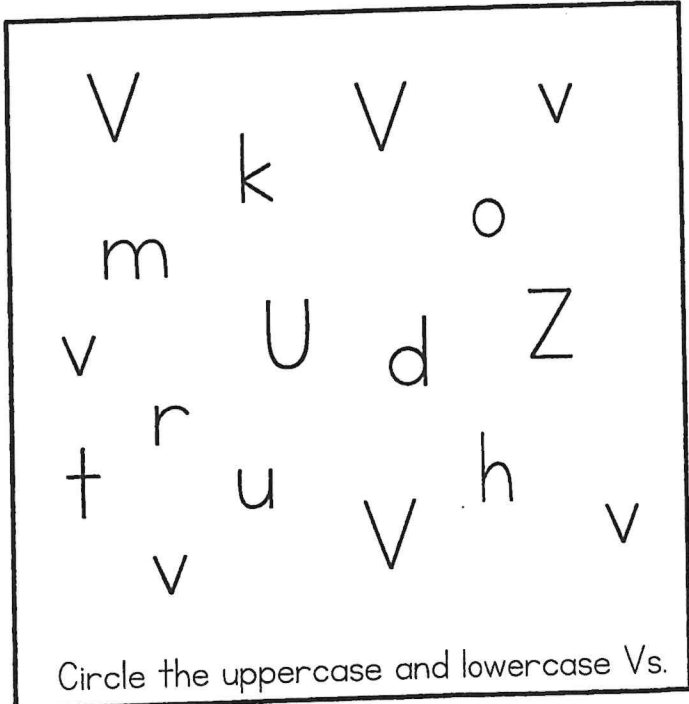
Name _____

Practice writing your V's.

Practique escribir sus V's.



Draw something that starts with v.




Circle the uppercase and lowercase V's.


Write the missing letters. Escribir la letra que falta.



_____et




_____est



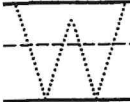
_____an

Name _____



Practice writing your Ws.



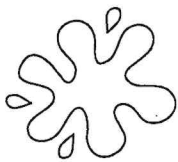
Practique escribir sus W's.



Draw something that starts with w.

Circle the uppercase and lowercase Ws.

Write the missing letters. Escribir la letra que falta.

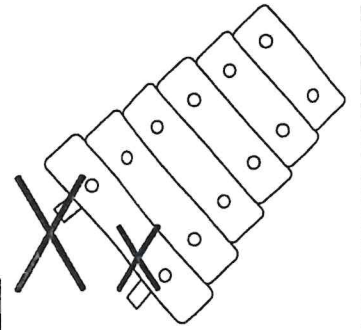


_____ ater

_____ agon

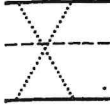
_____ orm

Name _____



Practice writing your Xs.

Practique escribir sus X's.



Draw something that has an x.

Circle the uppercase and lowercase Xs.

e X Y x
d X f X
o X b X
x b B d x

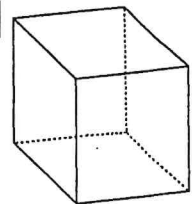
Write the missing letters. Escribir la letra que falta.



fo _____

6

si _____



bo _____




Name _____

Practice writing your Ys.

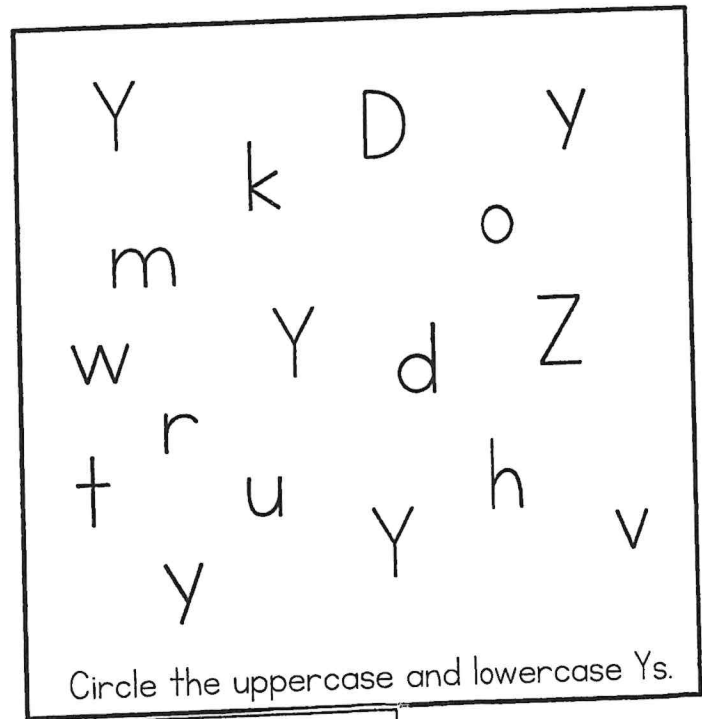
Practique escribir sus Y's.

Y

y




Draw something that starts with y.




Circle the uppercase and lowercase Ys.

Write the missing letters.

Escribir la letra que falta.



___ ak



___ arn



___ ogurt

Name _____



Practice writing your Zs. Practique escribir sus Z's.

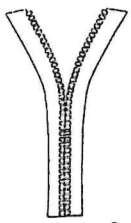
Two sets of handwriting lines. Each set consists of a solid top line, a dashed middle line, and a solid bottom line. The first set has a dotted uppercase 'Z' at the beginning for tracing. The second set has a dotted lowercase 'z' at the beginning for tracing.


Draw something that starts with z.


Circle the uppercase and lowercase Zs.

Z k D z
z . k o
w P d Z
t r u Z h z
y

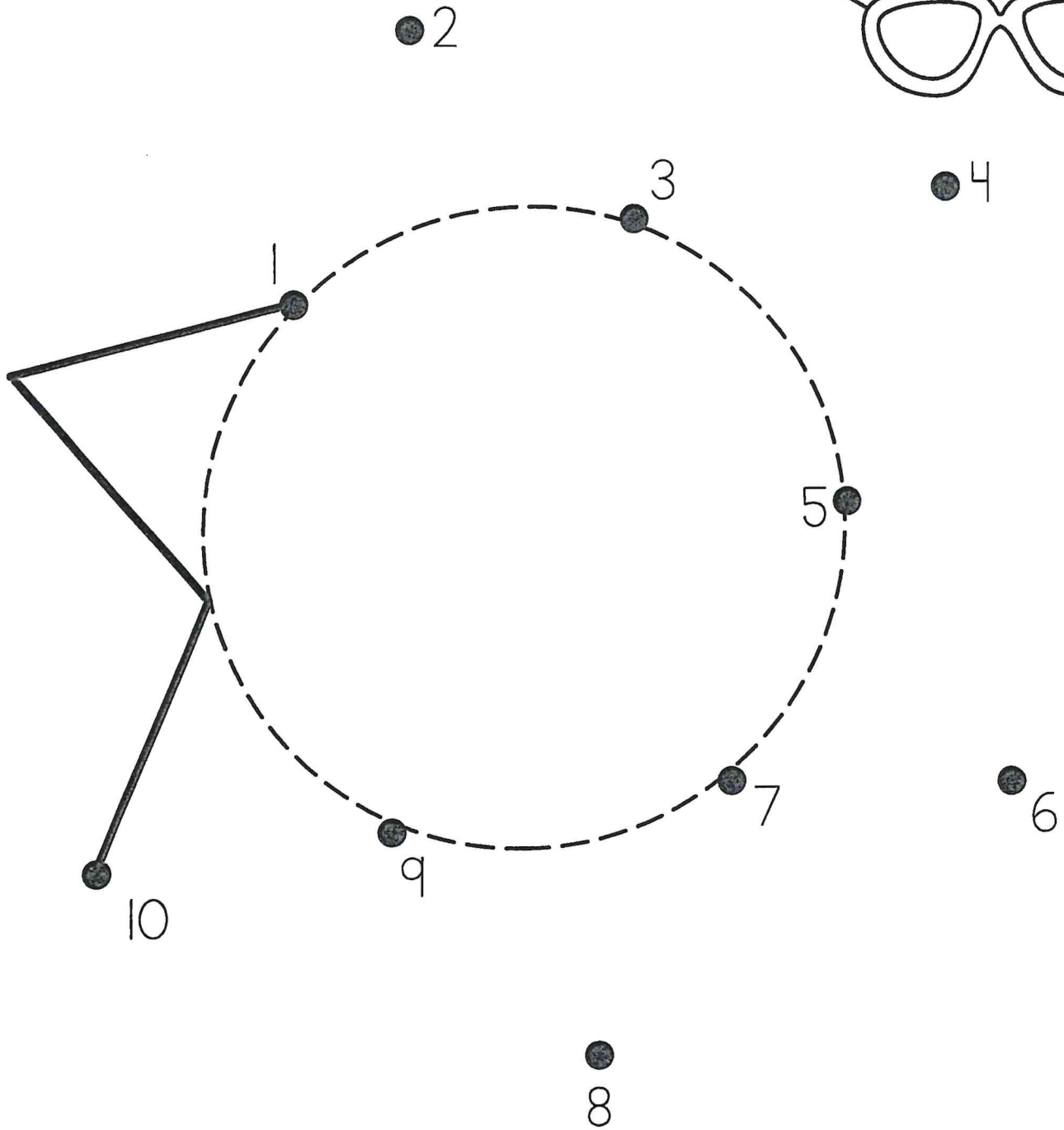

Write the missing letters.


____ip


____ebra


____ero

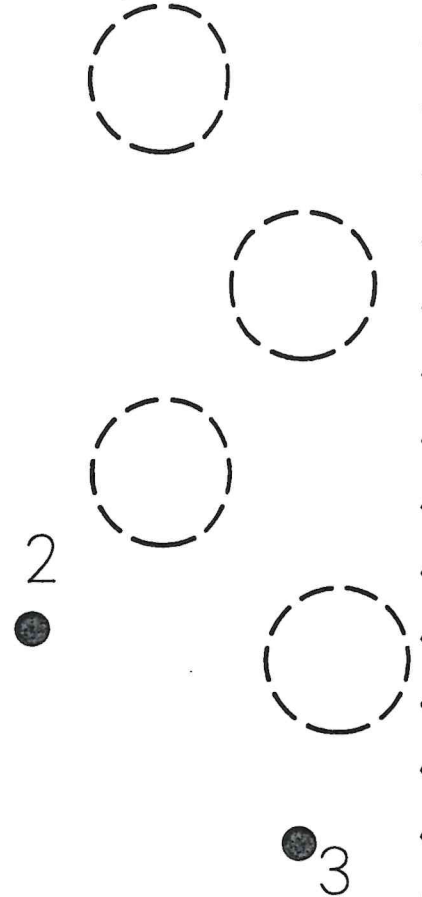
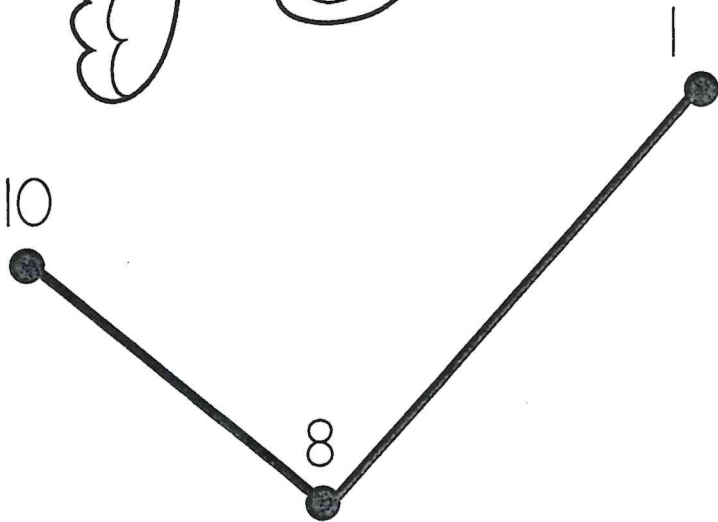

Name _____



Traza las líneas de puntos. Colorea la imagen.

Complete the dot to dot. Trace the dotted lines. Color the picture.

Name _____



9




6

Traza las líneas de puntos. Colorea la imagen.


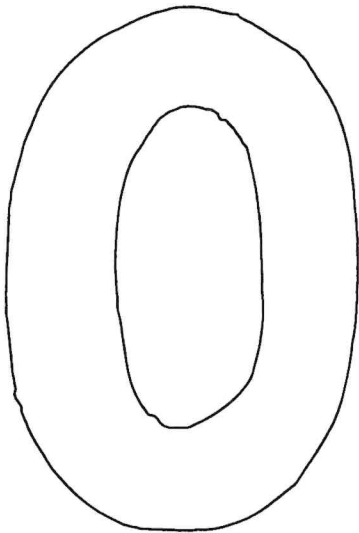
Complete the dot to dot. Trace the dotted lines. Color the picture.

Name _____



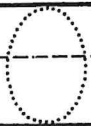
cero

zero



Color the number zero.
Colorear el número 0.

Color 0 popsicles.
Colorear 0 paletas.



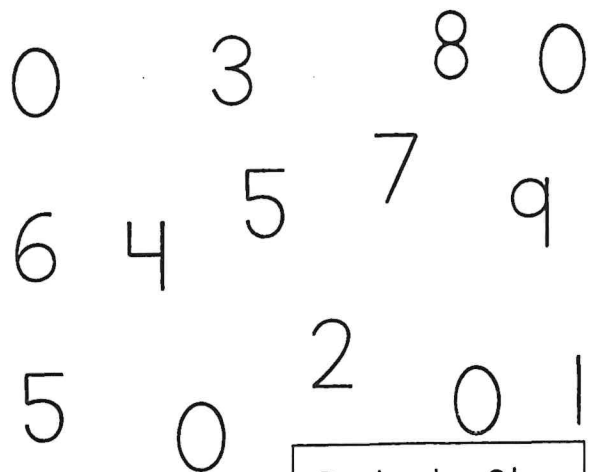
Practice writing the number 0.

Practique escribiendo el número 0.

© Kendra's Kindergarten 2017

Dibuja 0 de algo.


Draw 0 of something.



Rodea los 0's.



Circle the 0s.

Name _____



uno

one



Color the number one.

Colorear el número 1.

Color 1 umbrella.

Color 1 paraguas.

Practice writing the number 1.

Practique escribiendo el número 1.

© Kendra's Kindergarten 2017

Dibuja 1 de algo.

Draw 1 of something.

1 6 8 1
7 3 5 1 2
5 9 4 0 1

Rodea los 1's.

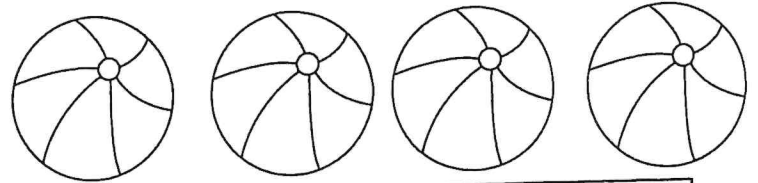
Circle the 1s.

Name _____



dos

two

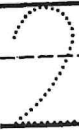


Color 2 pelotas de playa.

Color 2 beach balls.

Color the number two.

Colorear el número 2.



Practice writing the number 2.

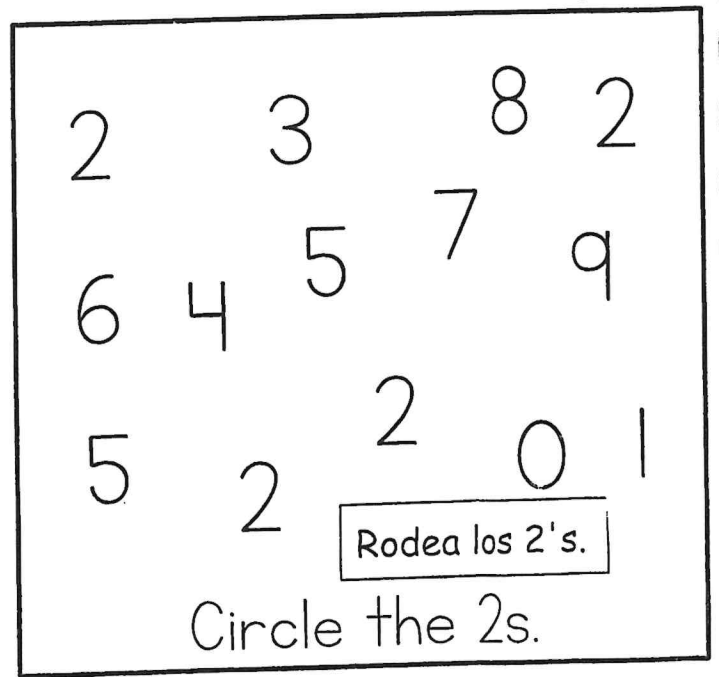
Practique escribiendo el número 2.

© Kendra's Kindergarten 2017



Dibuja 2 de algo.



Draw 2 of something.



Rodea los 2's.

Circle the 2s.

Name _____



Color the number three.
Colorear el número 3.

Color 3 crabs.
Color 3 cangrejos.



Practice writing the number 3.

Practique escribiendo el número 3.

Dibuja 3 de algo.

Draw 3 of something.

© Kendra's Kindergarten 2017

3 3 8 3
6 4 5 7 9
5 3 2 0 1

Rodea los 3's.



Circle the 3s.

Name _____



cuatro

four




Color the number four.

Colorear el número 4.

Color 4 fish.

Color 4 peces.



Practice writing the number 4.

Practique escribiendo el número 4.

© Kendra's Kindergarten 2017

Dibuja 4 de algo.

Draw 4 of something.

4 4 8 4

7 3 9 4 2

5 6 4 0 1

Rodea los 4's.


Circle the 4s.

Name _____



cinco

five




Color the number five.

Colorear el número 5.

Color 5 suns.

Color 5 soles.



Practice writing the number 5.

Practique escribiendo el número 5.

© Kendra's Kindergarten 2017

Dibuja 5 de algo.
Draw 5 of something.

5 4 8 5
7 3 9 5 2
5 6 5 0 1



Rodea los 5's.
Circle the 5s.

Name _____



seis

six



Color the number six.

Colorear el número 6.

Color 6 pails.

Color 6 baldes.



Practice writing the number 6.

Practique escribiendo el número 6.


© Kendra's Kindergarten 2017

Dibuja 6 de algo.
Draw 6 of something.

3 6 8 6
6 4 5 7 9
5 2 6 0 1

Rodea los 6's.
Circle the 6s.


Name _____



siete
seven




Color 7 limonadas.



Color 7 lemonades.

Color the number seven.

Colorear el número 7.



Practice writing the number 7.

Practique escribiendo el número 7.


© Kendra's Kindergarten 2017

Dibuja 7 de algo.
Draw 7 of something.

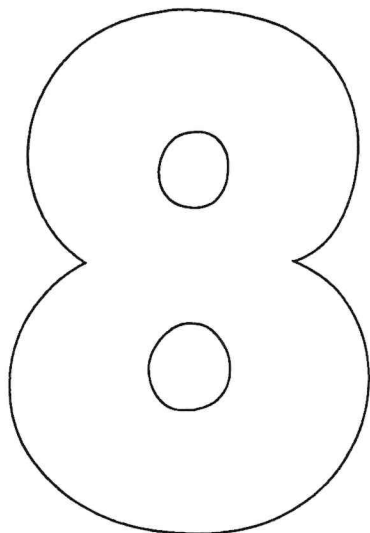
7 6 8 7
7 4 5 7 9
5 2 3 0 1

Rodea los 7's.
Circle the 7s.


Name _____



ocho
eight



Colorear el número 8.

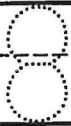


Color the number eight.

Color 8 shells.

Practique escribiendo el número 8.

Color 8 conchas.



Practice writing the number 8.

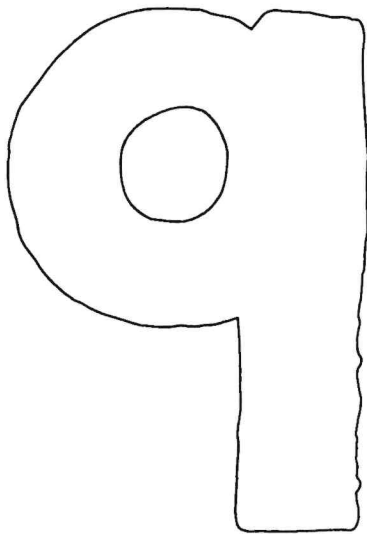
© Kendra's Kindergarten 2017

Dibuja 8 de algo.
Draw 8 of something.

8 4 8 5
7 3 9 8 2
8 6 5 0 1


Rodea los 8's.
Circle the 8s.

Name _____




nueve

nine



Color the number nine.
| Colorear el número 9. |

Color 9 seahorses.
Color 9 conchas.



Practique escribiendo el número 9.

Practice writing the number 9.

© Kendra's Kindergarten 2017

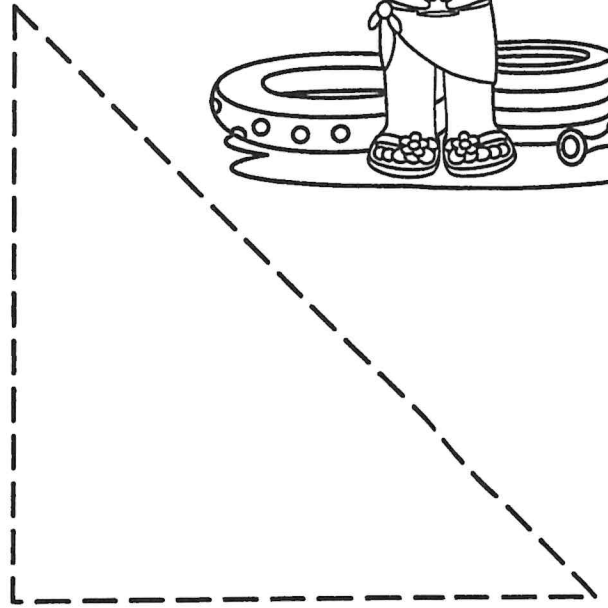

Dibuja 9 de algo.
Draw 9 of something.

9 6 8 9
7 3 5 2
5 9 4 0 1

Rodea los 9's.
Circle the 9s.

Name _____

Cutting Practice




Utilice sus tijeras para cortar las formas.


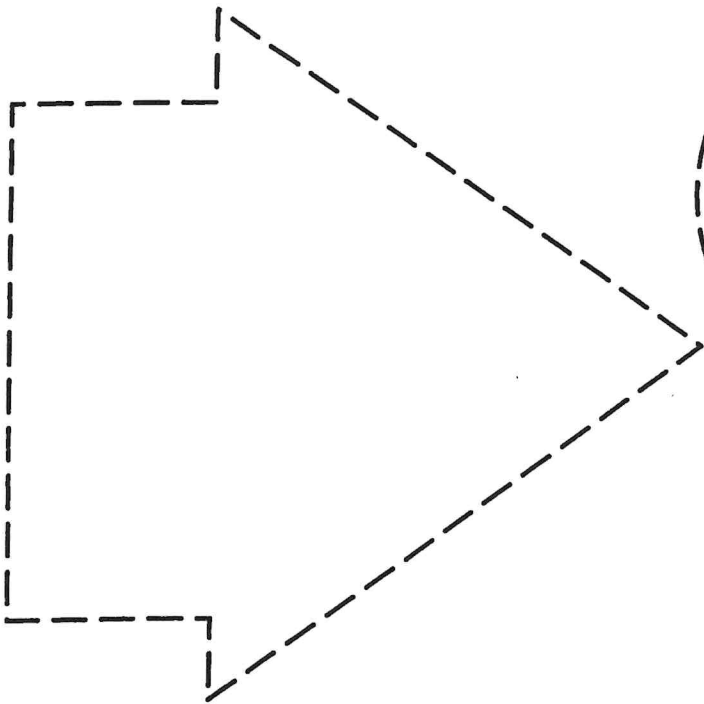
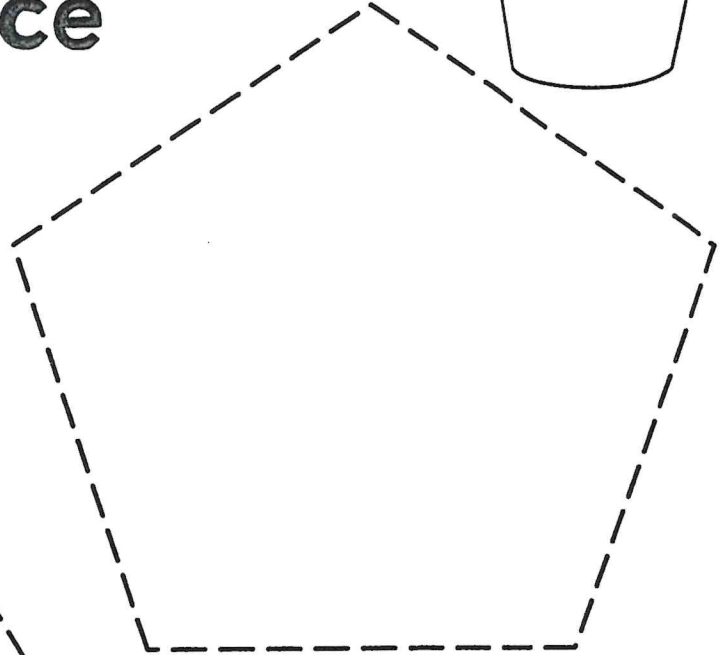
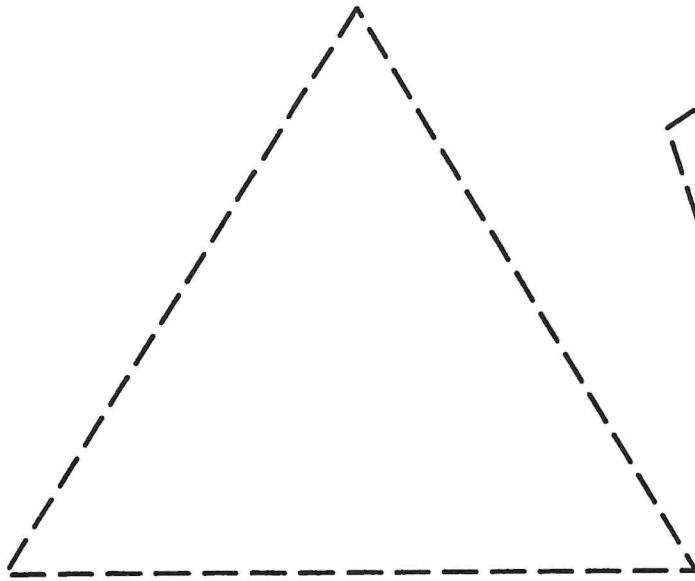
Use your scissors to cut out the shapes.

Make sure to always point the scissors away from your body and turn the paper when you need to.

Name _____



Cutting Practice



Use your scissors to cut out the shapes.
Make sure to always point the scissors away from
your body and turn the paper when you need to.