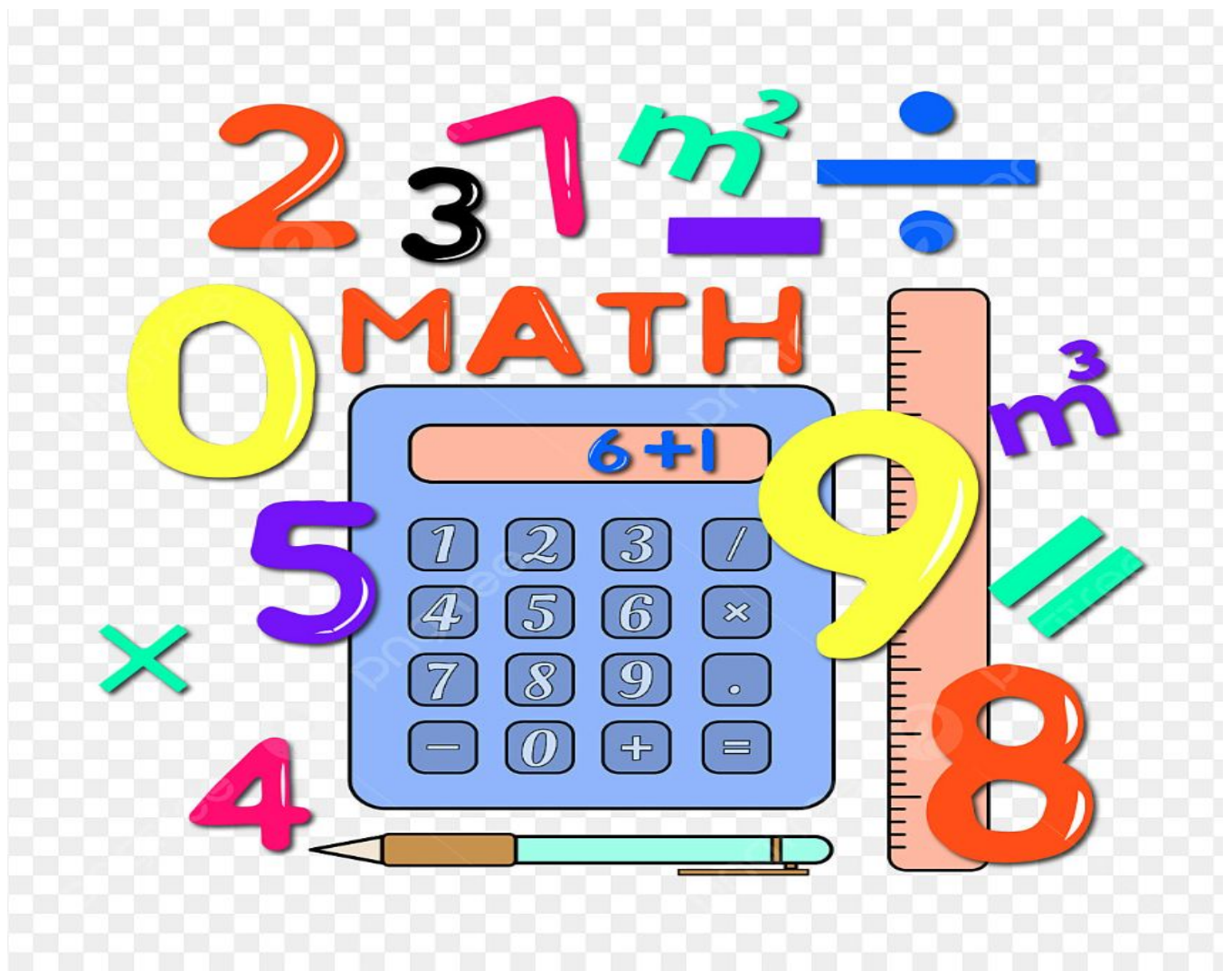


Maria L Varisco Rogers Charter School

Summer 2025

Incoming 2nd Grade Summer Math Review

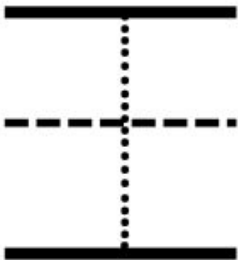

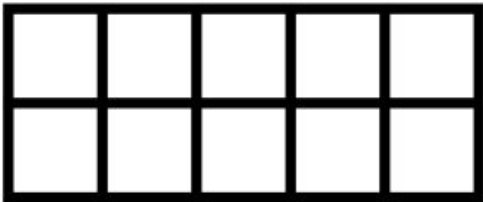


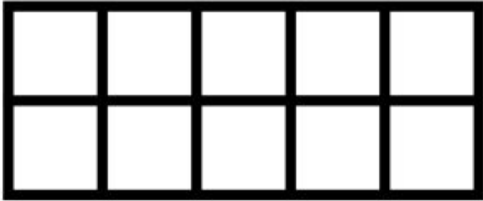
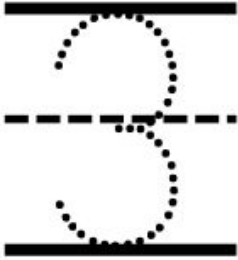

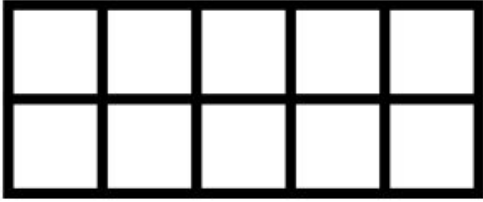
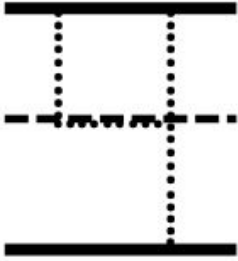

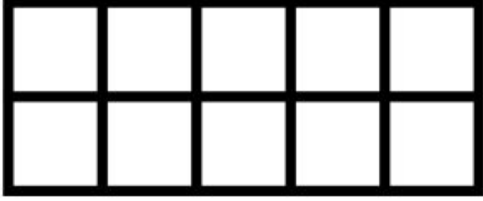
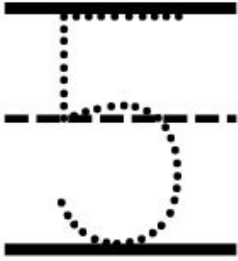

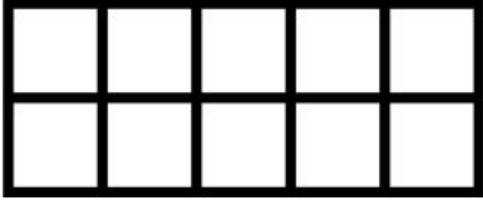
Due Date: Wednesday, August 20th, 2025



Name:

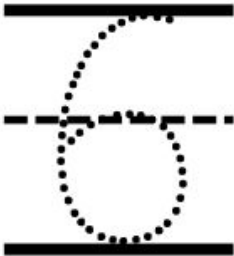

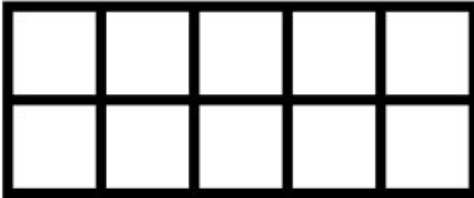
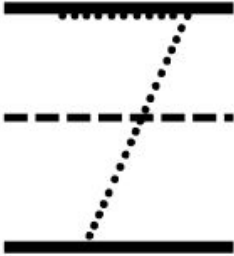


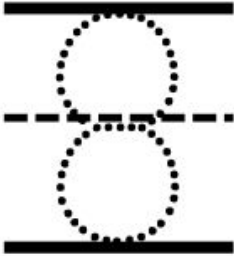


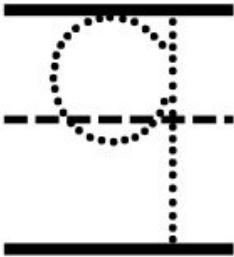

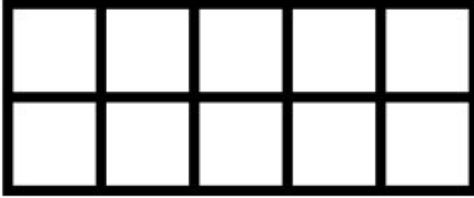
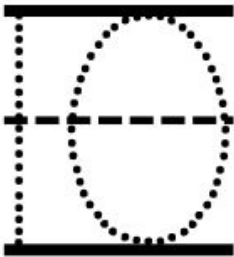

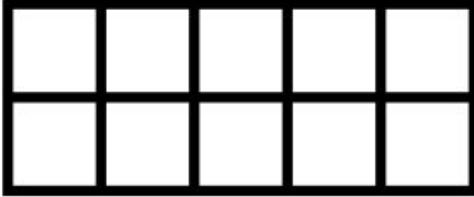
SHOW THE NUMBERS

Name: _____

Trace	Write	Draw	Ten Frame
			
			
			
			
			

SHOW THE NUMBERS

Name: _____

Trace	Write	Draw	Ten Frame
			
			
			
			
			



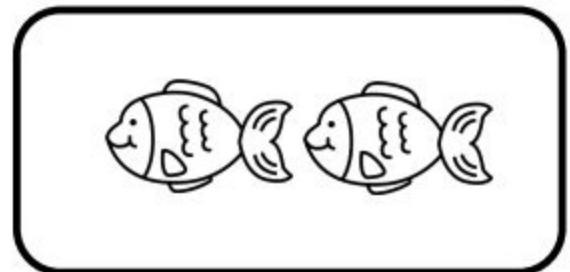
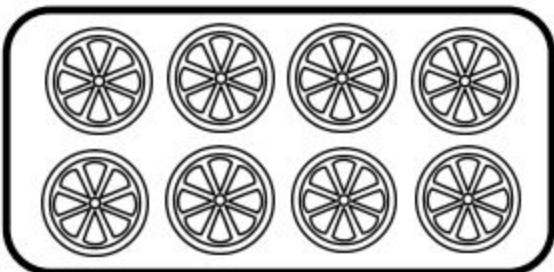
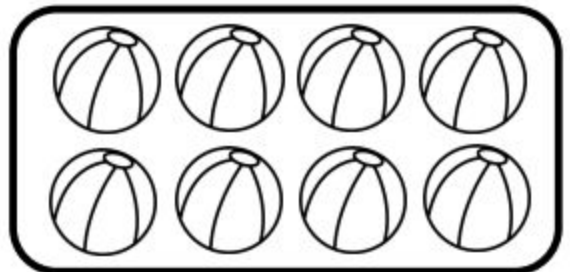





Name: _____

Date: _____

Summer MATCH



Directions: Count the pictures. Draw a line to the matching numbers.



Name: _____

Date: _____

BUCKETS of NUMBERS



Directions: Fill the bucket with the missing number.

$$\text{Bucket with } 8 + \text{Bucket} = \text{Bucket with } 12$$

$$\text{Bucket} - \text{Bucket with } 10 = \text{Bucket with } 10$$

$$\text{Bucket with } 11 - \text{Bucket with } 3 = \text{Bucket}$$

$$\text{Bucket with } 2 + \text{Bucket} = \text{Bucket with } 15$$

$$\text{Bucket} - \text{Bucket with } 6 = \text{Bucket with } 9$$

$$\text{Bucket with } 16 - \text{Bucket with } 7 = \text{Bucket}$$

$$\text{Bucket with } 7 + \text{Bucket} = \text{Bucket with } 14$$

$$\text{Bucket} + \text{Bucket with } 6 = \text{Bucket with } 17$$







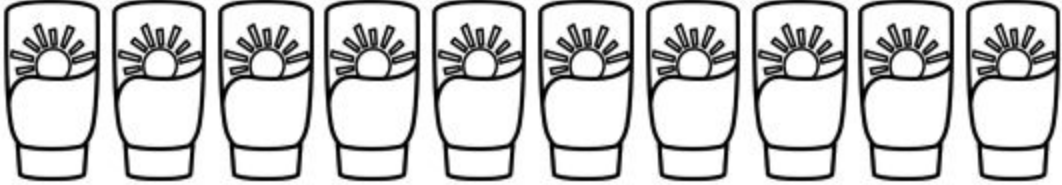


$$\text{Bucket with } 20 - \text{Bucket} = \text{Bucket with } 5$$

Name: _____

Date: _____

SOLVE AND Color

Directions: Solve the problem. Color the correct answer.

$6 + 8 =$ _____	
$10 - 1 =$ _____	
$15 - 7 =$ _____	
$8 + 8 =$ _____	
$11 - 4 =$ _____	
$7 + 7 =$ _____	
$20 - 8 =$ _____	

Name: _____

Date: _____


COMPARING BY size

Directions: Color the picture that fits the description.

Which building is taller?



Which sea creature is the biggest?




Which transportation is the heaviest?



Which item is the lightest?



Which fruit is the smallest?



Which tree is shorter?































Name: _____

Date: _____

THE GREATEST and THE LEAST

Directions: Compare the four numbers. On the left, color the number that is the greatest. On the right, color the number that is the least.

Color the number that is <u>THE GREATEST</u> .	Color the number that is the <u>LEAST</u> .
 14 26  37 9	 20 42  75 55
 82 61  49 81	 13 32  91 12
 70 95  10 66	 32 40  21 29
 54 56  52 58	 92 30  31 88
 77 41  37 17	 19 22  45 63
 34 24  64 44	 88 28  16 48
 6 99  18 76	 7 26  15 8




























Name: _____

Date: _____

LET'S make **10!**



Directions.: Add or subtract. Write the missing number that makes the number sentence equal 10.


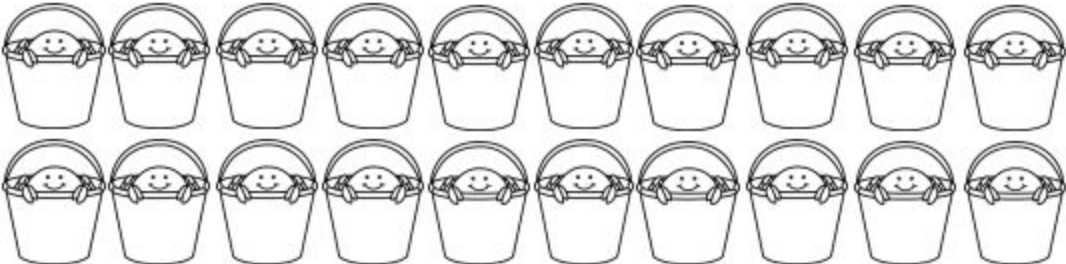
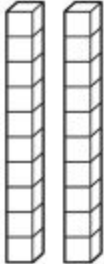
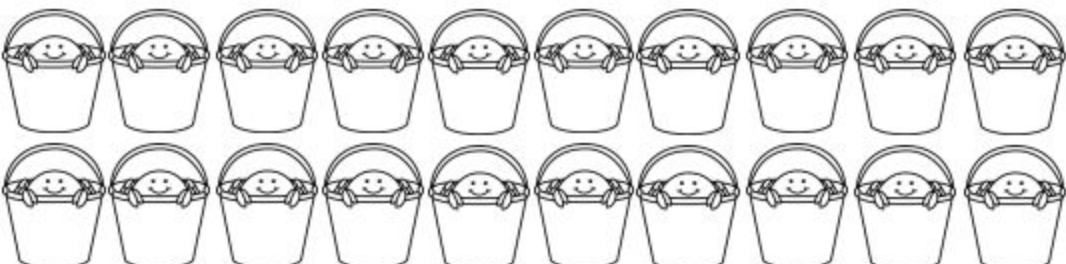
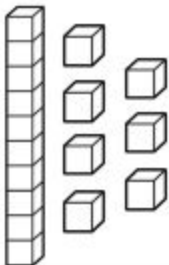

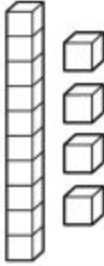
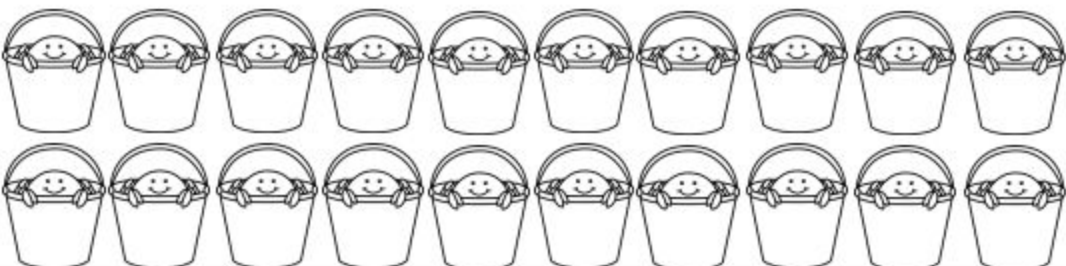
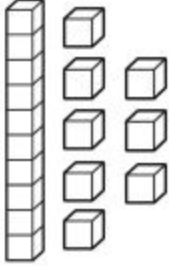
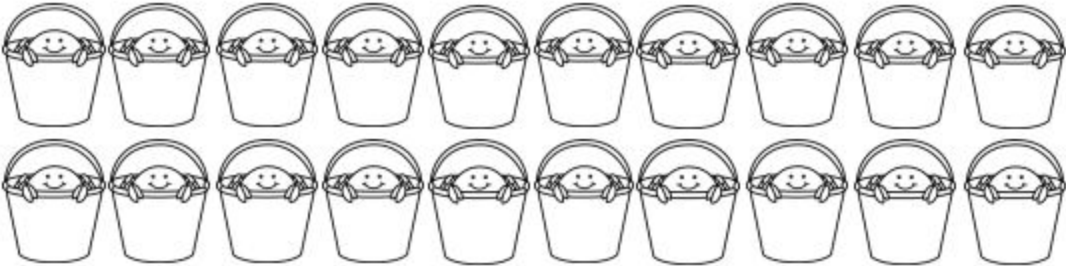
Name: _____

Date: _____

BASE TEN BUCKETS



Directions: Count the base ten blocks. Then, color the correct number of buckets.















Name: _____















Date: _____

SUMMER PLACE VALUE



Directions: Write the expanded form of the numbers below.

35	 + 
29	 + 
67	 + 
53	 + 
41	 + 
18	 + 
76	 + 

80	 + 
12	 + 
95	 + 
24	 + 
58	 + 
73	 + 
39	 + 


Name: _____

Date: _____


ADDING DICE




Directions: Look at the numbers represented in the dice below. Find the sum of each pair and write the correct addends and sum for each number sentence in the blanks below.




$$\underline{\quad} + \underline{\quad} = \underline{\quad}$$




$$\underline{\quad} + \underline{\quad} = \underline{\quad}$$




$$\underline{\quad} + \underline{\quad} = \underline{\quad}$$




$$\underline{\quad} + \underline{\quad} = \underline{\quad}$$




$$\underline{\quad} + \underline{\quad} = \underline{\quad}$$




$$\underline{\quad} + \underline{\quad} = \underline{\quad}$$




$$\underline{\quad} + \underline{\quad} = \underline{\quad}$$



$$\underline{\quad} + \underline{\quad} = \underline{\quad}$$



$$\underline{\quad} + \underline{\quad} = \underline{\quad}$$



$$\underline{\quad} + \underline{\quad} = \underline{\quad}$$

Name: _____

Date: _____



COUNT AND SUBTRACT

Directions: Count the number of kids in each bus and subtract them. Write the difference in the box on the right.



-



=



-



=



-



=



-



=



-



=



-





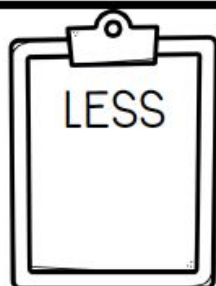

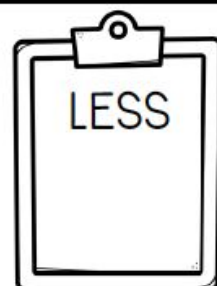
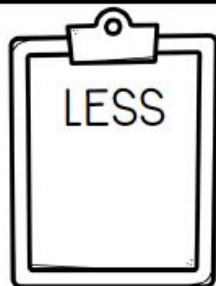

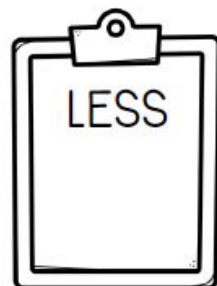

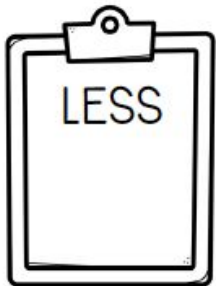
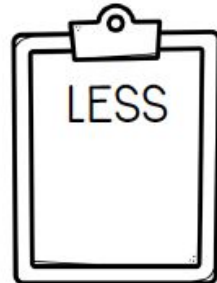
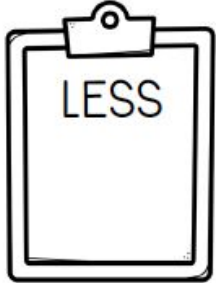
=

Name: _____

Date: _____

ONE MORE ONE LESS

Directions: Look at the numbers inside each book below. Inside the clipboards, write the number that is one less than and one more than each number in the middle.



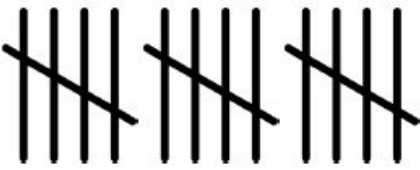

Name: _____



Date: _____


Writing Numbers

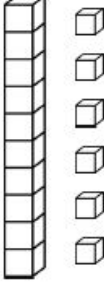




Directions: Look at the different representations of numbers on each line below. Then, write the correct number in standard form in the notebooks on the right.


	
--	---



	
--	---


$10 + 1$	
----------	--

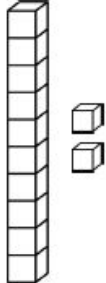

	
---	--



Two Tens Zero Ones	
-----------------------	---

1 Ten 7 Ones	
-----------------	---

	
---	---

$10 + 4$	
----------	---

	
---	---

	
--	---




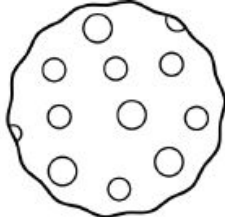

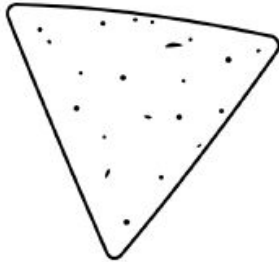
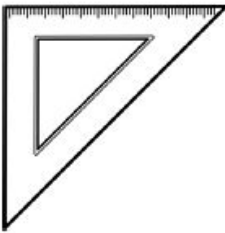



Name: _____

Date: _____

EXPLORING 2D SHAPES



Directions: Look at each two-dimensional shape below. Then, color the box on the right with the correct name of that shape.

	triangle circle rectangle square		triangle circle rectangle square
	triangle circle rectangle square		triangle circle rectangle square
	triangle circle rectangle square		triangle circle rectangle square
	triangle circle rectangle square		triangle circle rectangle square
	triangle circle rectangle square		triangle circle rectangle square

Name: _____

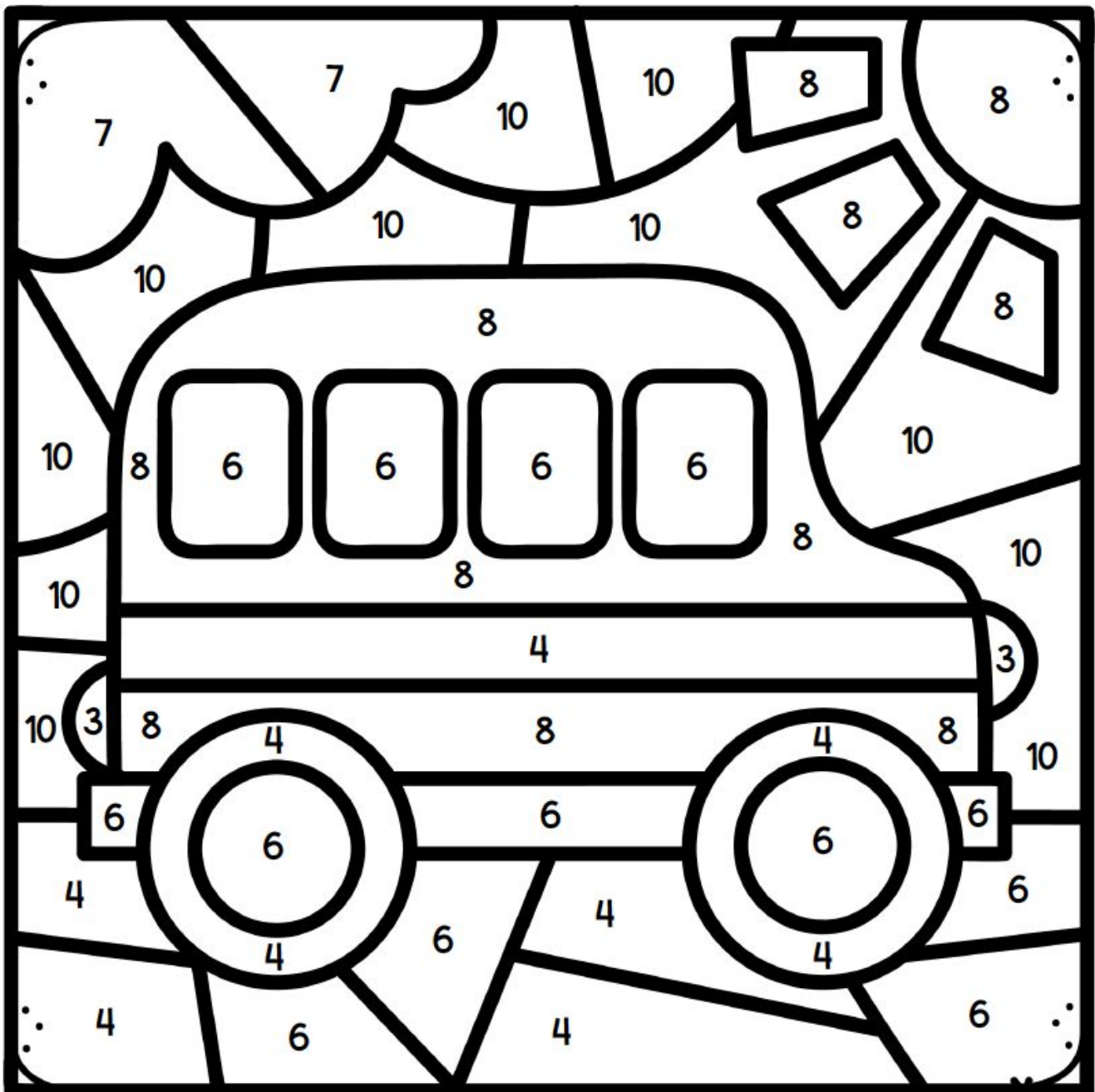
Date: _____

COLOR BY NUMBER

Directions: Color the picture below according to the color key below.

COLOR KEY

Yellow eight	Black four	Blue ten	Red three	Light Blue seven	Grey six
------------------------	----------------------	--------------------	---------------------	----------------------------	--------------------



Name: _____

Date: _____



color by code



Directions: For each section below, find the sum or difference.
Then, color the picture according to the color key below.

COLOR KEY

Orange	Green	Pink	Yellow	Light Blue	Blue	Red	Brown
7	4	10	8	5	9	2	1

Math problems in the illustration:

- 10-2
- 4+3
- 7+2
- 10-5
- 5-3
- 9-1
- 6+4
- 7+2
- 2+5
- 1+4
- 9-8
- 3+7
- 6+2
- 6-4
- 1+8
- 3+6
- 10-6
- 6-4
- 1+8
- 9+0
- 8-3
- 7+3
- 9-2
- 5+5
- 9-4
- 10-8
- 3+2
- 9-2
- 2+8
- 9-2
- 5+4
- 1+9
- 6-2
- 2-1
- 1+7
- 10-2
- 5+3
- 4+4
- 10+0
- 0+4
- 2+2
- 5-1
- 3+1
- 8-4


Name: _____

Date: _____

Counting Books



Directions: Count to 20 by writing the missing numbers in each blank book.



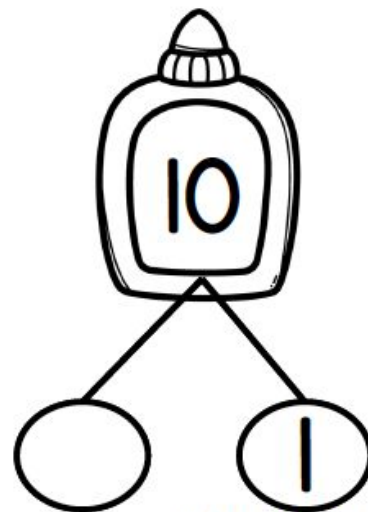
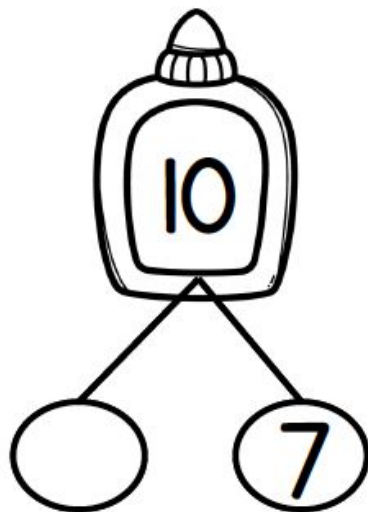
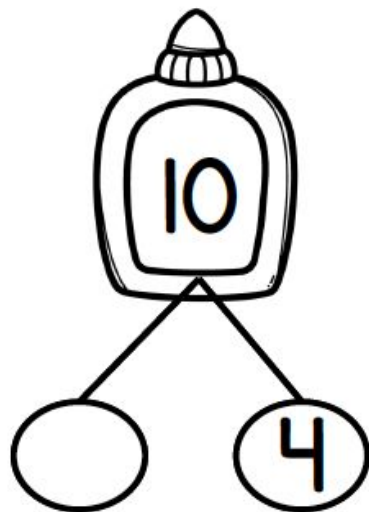
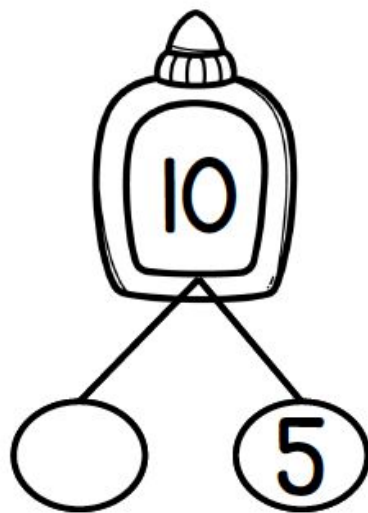

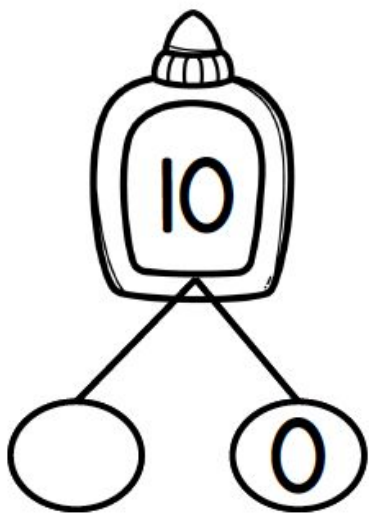
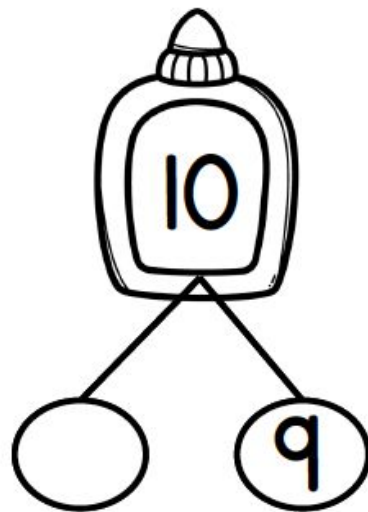

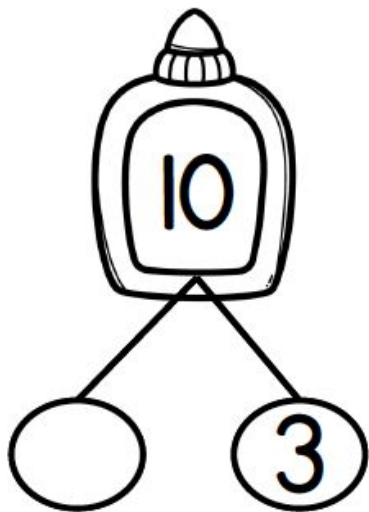
Name: _____

Date: _____



Number Bonds

Directions: For each group of glue bottles, write the correct missing addend in each blank circle. Each number bond should add up to ten.



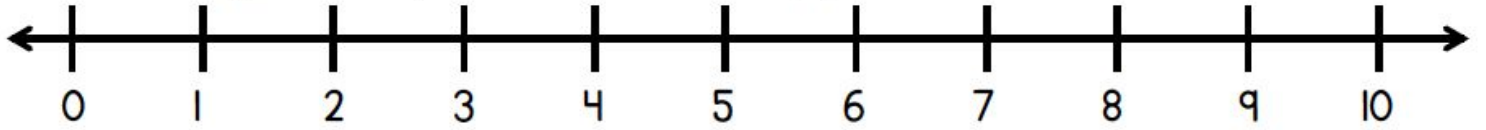
Name: _____

Date: _____

SUBTRACTION SNACK LINE



Directions: Find the difference for each subtraction sentence below and write it in the box on the right. Use the number line below to help you.



$$10 - 0 = \square$$

$$9 - 1 = \square$$

$$6 - 1 = \square$$

$$5 - 2 = \square$$

$$4 - 2 = \square$$

$$9 - 3 = \square$$

$$10 - 3 = \square$$

$$10 - 1 = \square$$

$$7 - 6 = \square$$

$$8 - 4 = \square$$

Name: _____

Date: _____

WHICH HAS MORE?



Directions: Read the sentence and look at each picture carefully. Then, color the object that has more details on it.

Which backpack has more hearts?




Which apple has more worms?



Which glue has more glue splatters?



Which paper has more dots?



Which sharpener has more pencils?



Which art board has more paint?



Which cup has more pens?



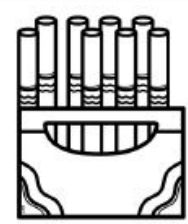
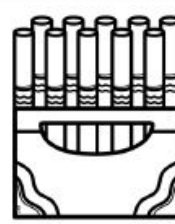
Which notebook has more stickers?



Which bus has more students?



Which box has more markers?



Adding and Subtracting to 10 (A)

Calculate each sum or difference.

Score: /50

10	10	9	9	13	4	4	5	17	7
<u>-6</u>	<u>+3</u>	<u>-1</u>	<u>+6</u>	<u>-9</u>	<u>-1</u>	<u>-2</u>	<u>+8</u>	<u>-10</u>	<u>+5</u>

10	2	8	4	17	15	4	13	5	9
<u>-1</u>	<u>+2</u>	<u>+6</u>	<u>+5</u>	<u>-10</u>	<u>-8</u>	<u>+6</u>	<u>-3</u>	<u>+1</u>	<u>+3</u>

3	16	1	7	7	12	5	20	8	15
<u>+1</u>	<u>-9</u>	<u>+2</u>	<u>-5</u>	<u>+6</u>	<u>-8</u>	<u>+4</u>	<u>-10</u>	<u>+3</u>	<u>-6</u>

1	15	7	4	14	9	11	10	2	12
<u>+5</u>	<u>-8</u>	<u>+3</u>	<u>+4</u>	<u>-6</u>	<u>+1</u>	<u>-6</u>	<u>+10</u>	<u>+2</u>	<u>-3</u>

9	15	4	4	6	11	13	4	10	13
<u>+2</u>	<u>-10</u>	<u>+10</u>	<u>+8</u>	<u>+1</u>	<u>-9</u>	<u>-5</u>	<u>-3</u>	<u>-3</u>	<u>-6</u>

Adding and Subtracting to 10 (B)

Calculate each sum or difference.

Score: /50

4	12	9	7	15	6	2	4	18	2
<u>+9</u>	<u>-7</u>	<u>+8</u>	<u>+3</u>	<u>-5</u>	<u>+6</u>	<u>+3</u>	<u>+1</u>	<u>-10</u>	<u>+1</u>

4	4	2	5	3	6	16	6	5	9
<u>+9</u>	<u>+7</u>	<u>+10</u>	<u>-2</u>	<u>+6</u>	<u>-5</u>	<u>-8</u>	<u>+10</u>	<u>+1</u>	<u>+7</u>

11	17	8	10	8	10	7	8	10	7
<u>-10</u>	<u>-9</u>	<u>+2</u>	<u>-4</u>	<u>-3</u>	<u>-4</u>	<u>+2</u>	<u>-5</u>	<u>+1</u>	<u>+9</u>

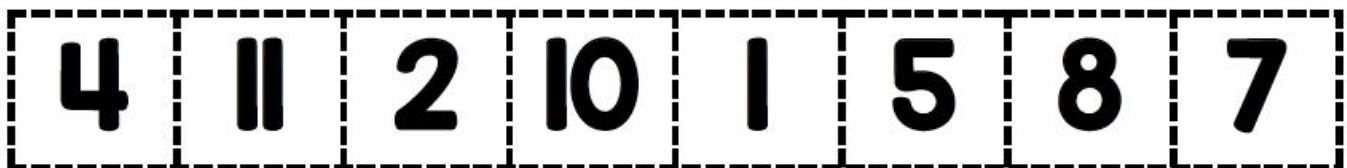
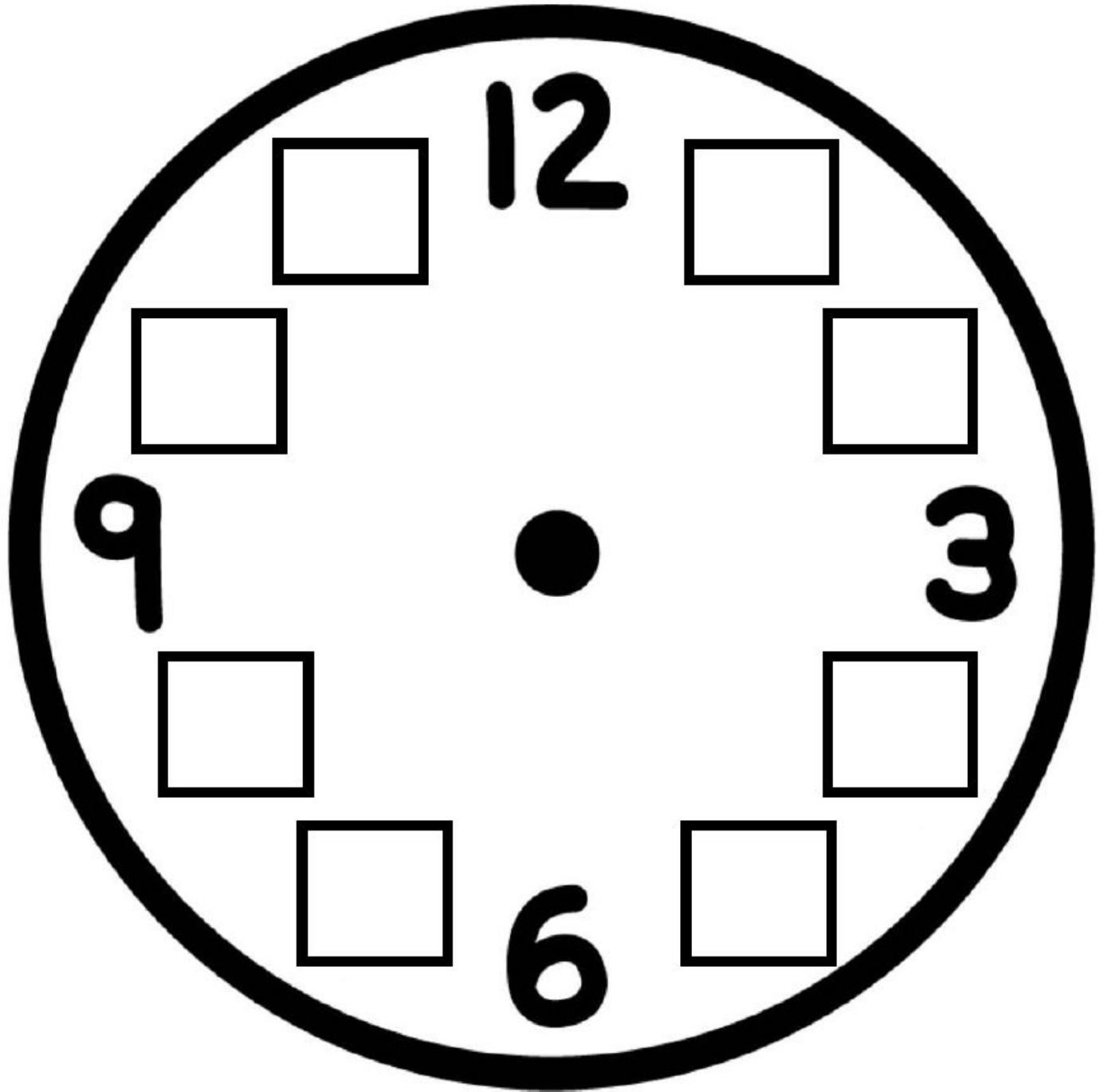
13	10	10	10	8	9	18	1	7	10
<u>-5</u>	<u>-7</u>	<u>-2</u>	<u>+1</u>	<u>-6</u>	<u>-5</u>	<u>-9</u>	<u>+3</u>	<u>+4</u>	<u>+6</u>

11	5	9	10	10	10	5	10	14	16
<u>-1</u>	<u>-4</u>	<u>+7</u>	<u>-2</u>	<u>-6</u>	<u>-2</u>	<u>+3</u>	<u>-3</u>	<u>-5</u>	<u>-6</u>

Name: _____

Missing Numbers

Cut and paste the missing numbers onto the clock.



Name:

Date:

All About Time

TELLING TIME: O CLOCK

Write the time for each clock.



⌋
:
⌋



⌋
:
⌋



⌋
:
⌋



⌋
:
⌋

Name:

Date:

All About Time

TELLING TIME: HALF PAST

Write the time for each clock.



⋮



⋮




⋮



⋮

Name: _____

The Hour and Minute Hands



Look at the short hand on the clock.

Write the hour that the short hand is pointing to on the line.

Write the minutes that the long hand is pointing to on the line.


Write the time.



Hour _____
Minute _____
Time ____:____



Hour _____
Minute _____
Time ____:____



Hour _____
Minute _____
Time ____:____



Hour _____
Minute _____
Time ____:____



Hour _____
Minute _____
Time ____:____



Hour _____
Minute _____
Time ____:____



Hour _____
Minute _____
Time ____:____















Hour _____
Minute _____
Time ____:____

Name: _____

Time to Match



Cut and paste the correct time to each clock.

 <input data-bbox="94 655 430 777" type="text"/>	 <input data-bbox="456 655 792 777" type="text"/>	 <input data-bbox="818 655 1154 777" type="text"/>	 <input data-bbox="1180 655 1516 777" type="text"/>
 <input data-bbox="94 1064 430 1186" type="text"/>	 <input data-bbox="456 1064 792 1186" type="text"/>	 <input data-bbox="818 1064 1154 1186" type="text"/>	 <input data-bbox="1180 1064 1516 1186" type="text"/>
 <input data-bbox="94 1474 430 1596" type="text"/>	 <input data-bbox="456 1474 792 1596" type="text"/>	 <input data-bbox="818 1474 1154 1596" type="text"/>	 <input data-bbox="1180 1474 1516 1596" type="text"/>

1:30	7:00	11:00	10:30
5:00	5:30	8:30	11:30
8:00	6:30	9:30	12:30