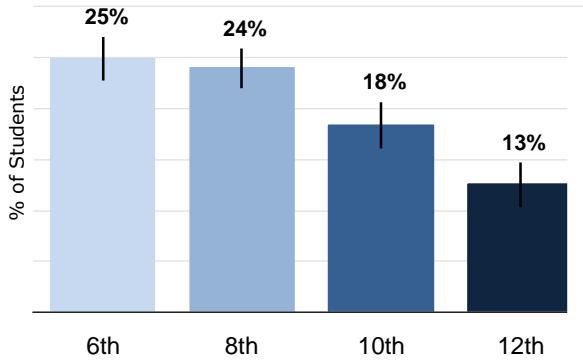




# School Safety in Lake Washington School District in 2014

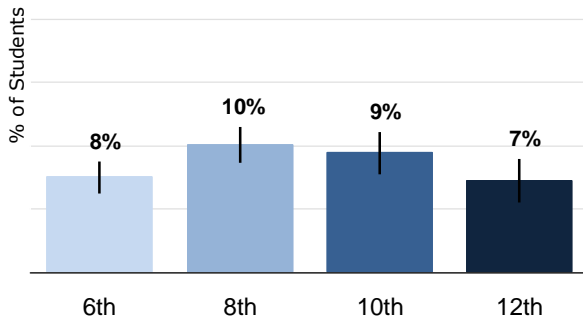
## **Bullying...**

Students who report they were bullied at school in the past month



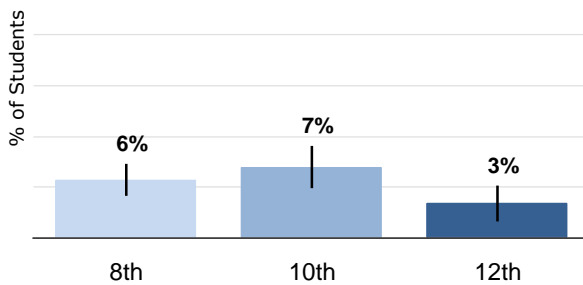
## **Not feeling safe...**

Students who report they did not feel safe at school



## **Missing school due to safety...**

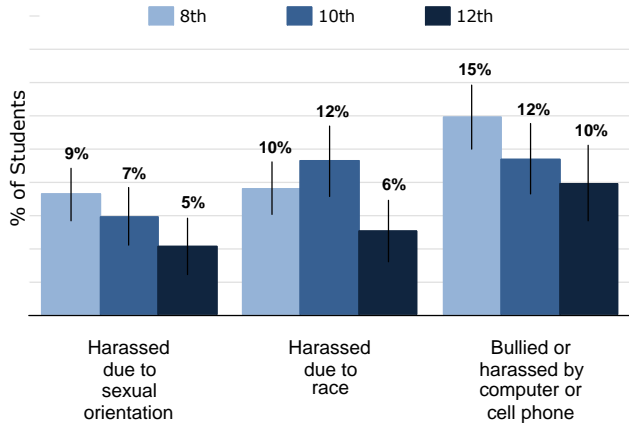
Students who report not going to school because they did not feel safe



For more results from the 2014 Healthy Youth Survey, please visit [www.AskHYS.net](http://www.AskHYS.net)

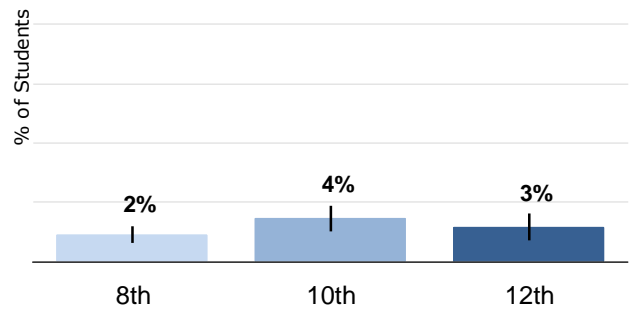
## **Harassment...**

Students who report being harassed or bullied at school due to their perceived sexual orientation or race or by a computer or cell phone in the past month



## **Weapon carrying...**

Students who report they carried a weapon on school property in the past month



**For more information about bullying prevention and school safety, visit:**

- Office of Superintendent of Public Instruction's School Safety Center: [www.k12.wa.us/safetycenter](http://www.k12.wa.us/safetycenter)

The data in these charts are based on the Healthy Youth Survey conducted in fall 2014. In Lake Washington School District, 1,742 6th graders, 1,767 8th graders, 1,178 10th graders and 893 12th graders completed the survey.