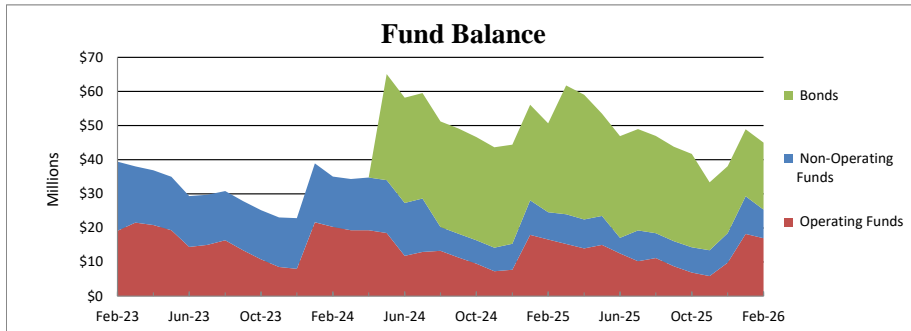
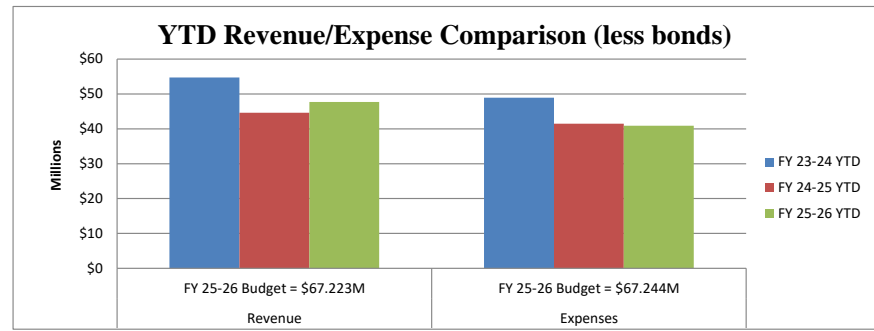


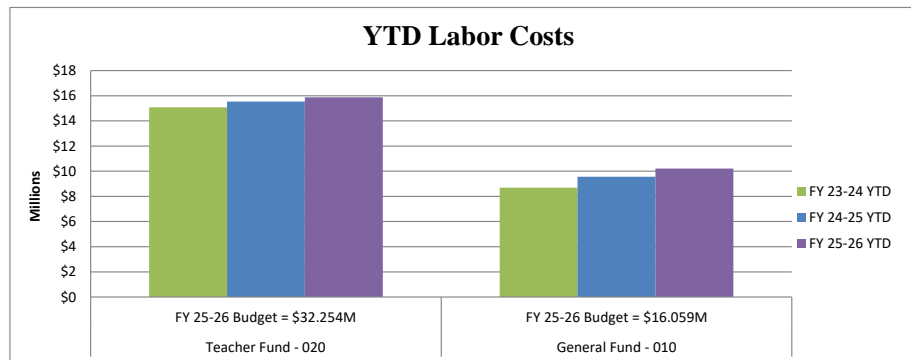
**Lebanon R-3 Finance Dashboard**  
**Month Ending February 28, 2026**



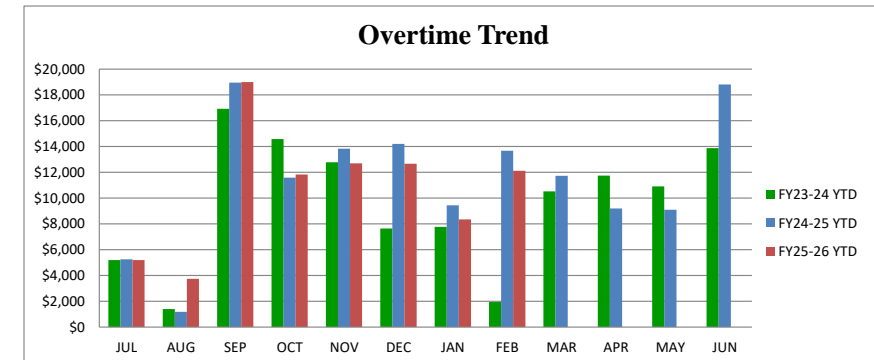
<b>Fund Balance</b> (in Millions)	<b>FY 22-23</b>	<b>FY 23-24</b>	<b>FY 24-25</b>	<b>FY 25-26</b>
Operating	\$ 19,150	\$ 20,305	\$ 16,610	\$ 17,005
Non-Operating Funds	\$ 20,269	\$ 14,742	\$ 7,965	\$ 8,339
Bonds	\$ -	\$ -	\$ 26,071	\$ 19,670
<b>Total Fund Balance</b>	<b>\$ 39,419</b>	<b>\$ 35,047</b>	<b>\$ 50,646</b>	<b>\$ 45,014</b>
Change from prior year		\$ (4.37)	\$ 15.60	\$ (5.63)



	<b>FY 23-24 YTD</b>	<b>FY 24-25 YTD</b>	<b>FY 25-26 YTD</b>	<b>Difference</b>
Revenue	\$ 54,731,325	\$ 44,640,390	\$ 47,726,418	\$ 3,086,028
Expenditures	\$ 37,153,620	\$ 48,921,036	\$ 41,468,214	\$ (7,452,822)



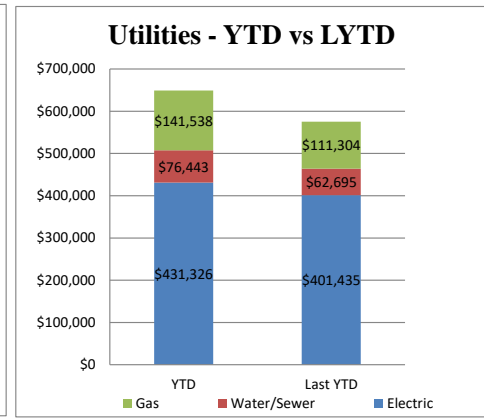
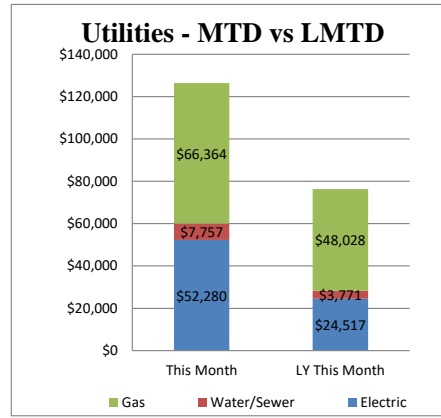
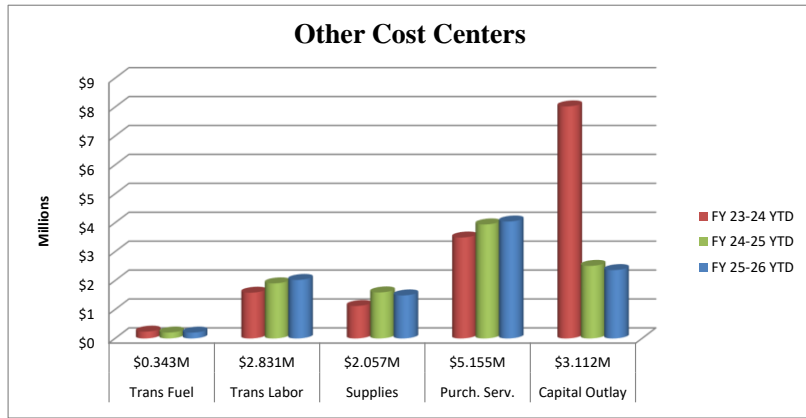
<b>Labor</b>	<b>FY 23-24 YTD</b>	<b>FY 24-25 YTD</b>	<b>FY 25-26 YTD</b>	<b>Difference</b>
Teacher Fund - 020	\$ 15,077,817	\$ 15,539,366	\$ 15,883,018	\$ 343,651
General Fund - 010	\$ 8,695,263	\$ 9,555,952	\$ 10,217,902	\$ 661,950
<b>Total</b>	<b>\$ 23,773,080</b>	<b>\$ 25,095,319</b>	<b>\$ 26,100,920</b>	<b>\$ 1,005,601</b>



<b>Overtime</b>	<b>FY23-24 YTD</b>	<b>FY24-25 YTD</b>	<b>FY25-26 YTD</b>	<b>Difference</b>
Overtime	\$ 68,234	\$ 88,127	\$ 85,604	\$ -2,866

Overtime totals do not include the Transportation Department

**Lebanon R-3 Finance Dashboard**  
**Month Ending February 28, 2026**



<u>Other Cost Centers</u>	<u>FY 25-26 Budget</u>	<u>FY 23-24 YTD</u>	<u>FY 24-25 YTD</u>	<u>FY 25-26 YTD</u>	<u>Difference</u>
Trans Fuel	\$0.343M	\$ 235,485	\$ 205,040	\$ 202,296	-1.34%
Trans Labor	\$2.831M	\$ 1,581,574	\$ 1,904,823	\$ 2,023,120	6.21%
Supplies	\$2.057M	\$ 1,122,355	\$ 1,591,076	\$ 1,487,767	-6.49%
Purch. Serv.	\$5.155M	\$ 3,490,026	\$ 3,942,414	\$ 4,044,037	2.58%
Capital Outlay (less Bond)	\$3.112M	\$ 8,024,322	\$ 2,509,153	\$ 2,363,928	-5.79%

<u>Utilities</u>	<u>FY 25-26 Budget</u>	<u>This Month</u>	<u>LY This Month</u>	<u>YTD</u>	<u>Last YTD</u>
Electric	\$ 581,705	\$ 52,280	\$ 24,517	\$ 431,326	\$ 401,435
Water/Sewer	\$ 96,739	\$ 7,757	\$ 3,771	\$ 76,443	\$ 62,695
Gas	\$ 198,281	\$ 66,364	\$ 48,028	\$ 141,538	\$ 111,304
<b>Total</b>	<b>\$ 876,725</b>	<b>\$ 126,401</b>	<b>\$ 76,316</b>	<b>\$ 649,307</b>	<b>\$ 575,434</b>