

**APPENDIX TO FY27
SCHOOL BUDGET**

Scarborough Public Schools

Table of Contents - Appendix

School Budget Categories.....	1
Budget Staff Lists	5
Per Pupil Expenditures by Budget Category	17
School Fund Balance	25
SPS Enrollment Summary 2015-2033	27

BUDGET DOCUMENTS ARE AVAILABLE ON OUR WEBSITE

www.scarboroughschools.org/board/budget

School Budget Categories

In 2007, a state statute (MRSA 20-A, §1486) was passed requiring school budgets to be validated each year by local referendum. An accompanying statute stated that school budgets were to be presented in 11 defined categories, and Department of Education reporting requirements were developed to ensure that all school districts in the state would identify expense types in the same way. This is why our detailed budget account document is presented in its current format, by category and then by school or location. We believe it is more intuitive to think of our schools as unified organizations, rather than separating out types of services. Since the School Budget Referendum figures are posted in these categories, however, we want to be sure that citizens know what they include.

REGULAR INSTRUCTION

Regular Instruction Programs

Includes salaries and benefits for all general education classroom and academic support teachers, instructional support staff and substitutes; instructional supplies, books, equipment and online resources; staff professional learning and course reimbursement; and operational expenses like equipment repairs, copiers and printing, mileage reimbursement, and dues and fees for professional memberships. Each of these expense types is further broken out by school.

ESL – Programs for English Language Learners

Includes salaries and benefits for teachers of English language learners (now referred to as Multi-Lingual Learners), contracted interpreters, staff development and instructional supplies.

GATES – Gifted & Talented Education Services

Includes salaries and benefits for teachers of Gifted and Talented Education Services, staff development and instructional supplies.

SPECIAL EDUCATION PROGRAMS

Includes salaries and benefits for all special education classroom teachers and specialists (speech therapists, occupational therapists, physical therapist and psychologists), social workers, ed techs and substitutes; instructional supplies, books and equipment. Also included in this category are salaries and benefits for directors and administrative support staff, summer program costs, legal fees for Special Education related services, and tuition for students who have been placed in special purpose private schools to access appropriate educational programming. (Local spending for Special Education is supplemented each year by the Federal IDEA/Local Entitlement grant.)

CTE INSTRUCTION – Career & Technical Education

This category holds the funds we pay to Portland Arts & Technology High School (PATHS) and Westbrook Regional Vocational Center (WRVC) for Scarborough's attending students. Starting in FY19, the state Department of Education began directly funding the CTE schools with General Purpose Aid (GPA), and sending schools will now only be responsible for minimal costs not funded by the state. There is no current expenditure budgeted in this category.

OTHER INSTRUCTION

Co-Curricular

Includes stipends for High School, Middle School and Wentworth club advisors, as well as club supplies, purchased services, transportation and participation fees.

Extra-Curricular

Includes stipends for Middle School and High School athletic coaches, game officials, ice and pool time, software, supplies, equipment and transportation. Also includes salaries and benefits for the Director of Athletics and Activities, his assistants, and the Athletic Trainer; phones and staff mileage reimbursement.

STUDENT AND STAFF SUPPORT

Student Support Services

Guidance Services

Includes salaries and benefits for guidance counselors and 50% of school social workers, as well as support staff at the High School, Middle School and Wentworth; software licenses (college placement/testing), supplies, books, postage (parent/student communications) and professional dues. Each of these expense types is further broken out by school.

Health Services

Includes salaries and benefits for school nurses, LPN and substitutes; consulting physician fee, staff immunizations (HepB), case management software, medical supplies, books and equipment, postage (parent communications), staff development, mileage reimbursement for itinerant staff, and professional dues.

Instructional Technology

Includes salaries and benefits for IT staff (paid to the Town), software licenses and service agreements, tech equipment purchases and repairs.

Staff Support Services

Improvement of Instruction

Includes salaries and benefits for the Director of Curriculum and Assessment, admin assistant, district Curriculum Specialist, and Student Data Specialists; testing and student assessment materials and processing; books, equipment, online resources and instructional materials for new curricula, professional learning in support of new curricula and quality assurance (teacher stipends, workshops/speakers/resources); phones and staff mileage reimbursement.

Library Services

Includes salaries and benefits for librarians and library ed techs; online services (circulation management) and resources (instructional), books and equipment, staff mileage reimbursement and professional dues. Each of these expense types is further broken out by school.

SYSTEM ADMINISTRATION

Includes salaries and benefits for the Superintendent, Assistant Superintendent, Director of Business and Finance and Central Office support staff, as well as School Board stipends; district-wide expenses for administrators' course reimbursement and professional learning, liability insurance, unemployment assessments, legal and audit services, district membership fees to professional organizations; operational expenses for phones, postage, copiers, advertising, business equipment purchase and repairs, mileage reimbursement, office supplies and subscriptions.

SCHOOL ADMINISTRATION

Includes salaries and benefits for school principals, assistant principals, and their administrative assistants, operational expenses for phones, postage, office supplies, and professional dues. The High School budget also includes expenses for graduation. Each of these expense types is further broken out by school.

TRANSPORTATION AND BUSES

Includes wages and benefits for bus drivers (school regular, summer programs, community services and spares), as well as salaries and benefits for Transportation Director and dispatcher; transportation software, bus fuel, repairs and maintenance, vehicle insurance, DOT driver physicals and drug testing, tolls, meal and mileage reimbursement, phones, and copiers.

FACILITIES MAINTENANCE

Includes wages and benefits for custodians (regular shifts, event coverage & substitutes), maintenance workers, the Director of Facilities & Maintenance, the Maintenance foreman, Facilities Operations Supervisor and administrative assistant; property casualty insurance, energy and utilities (electricity, natural gas, fuel oil, propane, water/sewer), custodial supplies, maintenance supplies and materials, building equipment and furnishings replacement, contracted maintenance services (snow removal, HVAC, electrical work, plumbing, painting, roofing, pest control, etc.), waste removal, composting and recycling, vehicle fuel and maintenance, uniforms and shoes, licenses and fees.

DEBT SERVICE

This category holds the funds for annual payments scheduled on bonds issued for prior years' school capital projects.

ALL OTHER EXPENDITURES

There is no current expenditure budgeted in this category.

Budget FY27 Staff List

as of March 2026

	Last Name	First Name	Location	Position		FTE	Cost Center	
Middle School								
Teachers & Professionals								
	AVERY	KERRY ELLEN	MS	GATES Teacher	GATES/Math	1.000	71029005	510100
	BACON	COLLEEN	MS	MS Teacher	Literacy Workshop	1.000	71000002	510100
	BAILEY	MEGAN	MS	Speech/Language Therapist	Special Services	1.000	71023095	510100
	BENNETT	DOUGLAS	MS	MS Teacher	8th Grade Social Studies	1.000	71000002	510100
	BINDER	ANN	MS	Speech/Language Therapist	Special Services	0.900	71023095	510100
	BISHOP	JENNIFER	MS	MS Librarian	Learning Commons	1.000	71022202	510100
	BIZUB	STEVEN	MS	MS Teacher	Music/Band	1.000	71000002	510100
	BRACY	KARI	MS	MS Teacher	7th Grade Math/Science	1.000	71000002	510100
	BRANDT	MADISON	MS	MLL Teacher	Multi-Lingual Learners	1.000	71041005	510100
	CABANA	WILLIAM	MS	MS Teacher	6th Grade Social Studies	1.000	71000002	510100
	CASSIDY	ERIN	MS	SpEd Teacher	Special Services/FLS	1.000	71023095	510100
Interim	CHARSKY	CECILY	MS	SpEd Teacher	Resource Room/ELA	1.000	71023095	510100
	CHESTER	ELIZABETH	MS	MS Teacher	6th Grade Science	1.000	71000002	510100
	CONROY	JESSICA	MS	MS Teacher	6th Grade ELA	1.000	71000002	510100
	CROSBY	MICHAEL	MS	MS Teacher	8th Grade ELA/Social Studies	1.000	71000002	510100
	CYR	NICOLE	MS	MS Teacher	Phys Ed/Wellness	1.000	71000002	510100
	DAIGLE	SCOTT	MS	MS Teacher	STEM	1.000	71000002	510100
	DESPRES	ANDREW	MS	MS Teacher	Bridge Program	1.000	71000002	510100
	FASULO	ASHLEIGH	MS	SpEd Teacher	Special Services/SLS	1.000	71023095	510100
	GESLIN	JEAN	MS	MS Teacher	World Language/French	1.000	71000002	510100
	GHIKAS	OLIVIA	MS	MS Teacher	7th Grade Math	1.000	71000002	510100
	GIDDINGS	ANDREA	MS	MS Teacher	Math Workshop	1.000	71000002	510100
	GRANT	MICHELLE	MS	MS Guidance Counselor	Guidance	1.000	71021202	510100
	GRIFFIS	SUSAN	MS	SpEd Teacher	Resource Room/Math	1.000	71023095	510100
	HANSON	CRAIG	MS	MS Teacher	STEM	1.000	71000002	510100
	HEREENDEEN	LAUREL	MS	MS Teacher	6th Grade Science/Social Studies	1.000	71000002	510100
	HILL	PETER	MS	MS Teacher	8th Grade Science	1.000	71000002	510100
	HOULETTE	SHANNAN	MS	MS Teacher	8th Grade Math/Science	1.000	71000002	510100
	HUTCHINSON	KATHERINE	MS	MS Teacher	8th Grade ELA	1.000	71000002	510100
	JOHNSTON	AMY	MS	MS Teacher	7th Grade ELA/Social Studies	1.000	71000002	510100
	KELLY	JESSICA	MS	GATES Teacher	GATES/ELA	1.000	71029005	510100
	KUHN	KATE	MS	MS Instructional Coach	Sciences	1.000	71000002	510100
	LABERGE	MATTHEW	MS	MS Teacher	Music/Band	0.250	71000002	510100
	LAFLAMME	CARA	MS	MS Teacher	7th Grade Science	1.000	71000002	510100
	LAFOND	MAURA	MS	MS Teacher	6th Grade Science	1.000	71000002	510100
	LECLAIR	JILL	MS	MS Teacher	6th Grade ELA/Social Studies	1.000	71000002	510100
	LEMONT	BRIAN	MS	MS Teacher	7th Grade Social Studies	1.000	71000002	510100
	LEONHARTT	STEPHANIE	MS	Occupational Therapist	Special Services/OT	1.000	71023095	510100
	LIBBY	JENNIFER	MS	MS Teacher	Phys Ed/Wellness	1.000	71000002	510100
	LYONS	TIMOTHY	MS	MS Teacher	7th Grade Science	1.000	71000002	510100
	MACMATH	ROBERT	MS	Behavior Specialist	Special Services	1.000	71023095	510100
Interim	MAGILL	ETHAN	MS	MS Teacher	Student Support Teacher	1.000	71000002	510100
	MANNING	WILLIAM	MS	Artist-in-Residence	Percussion	0.400	71000002	515200
	MARCEAU	NICOLE	MS	MS Teacher	8th Grade Math	1.000	71000002	510100
	MAZUR	HEATHER	MS	MS Teacher	Phys Ed/Digital Citizenship	1.000	71000002	510100
	MCCAMBRIDGE	HAYLEY	MS	MS Teacher	7th Grade Social Studies	1.000	71000002	510100
	MCCONAGHA	MEGAN	MS	MS Teacher	Art	1.000	71000002	510100
	MILHOLLAND	AMANDA	MS	MS Teacher	World Language/Spanish	1.000	71000002	510100
.5 SpEd	MOKRISKI	TRICIA	MS	MS Social Worker	Social Worker	1.000	71021202/21125	510100
	MONACELLI	ANNEMARIE	MS	MS Teacher	Academic Center	1.000	71000002	510100
	MURTHA	ALYSON	MS	MS Guidance Counselor	Guidance	1.000	71021202	510100
.5 SpEd	NAPPI	BERKELEY	MS	SpEd Social Worker	Social Worker	1.000	71021125	510100
	NEAL	STEPHANIE	MS	MS Teacher	7th Grade ELA	1.000	71000002	510100
	NEY	DYLAN	MS	MS Instructional Coach	Humanities	1.000	71000002	510100
	PAGE	MARY ANN	MS	MS Teacher	8th Grade Math/Science	1.000	71000002	510100
	PEASE	JUSTIN	MS	MS Teacher	7th Grade ELA	1.000	71000002	510100
	PEREZ ESTEVEZ	JUSTO	MS	MS Teacher	World Language/Spanish	1.000	71000002	510100
	PHILLIPS	NOAH	MS	MS Teacher	7th Grade Math	1.000	71000002	510100
	POWERS	RACHEL	MS	SpEd Teacher	Resource Room/Math	1.000	71023095	510100
	RICHARD	IRENE	MS	MS Social Worker	Social Worker	1.000	71021125	510100
	ROBINSON	JENNIE	MS	MS Teacher	6th Grade ELA	1.000	71000002	510100

Last Name	First Name	Location	Position		FTE	Cost Center	
ROWLEY	CHRISTOPHER	MS	MS Teacher	Phys Ed/Wellness	1.000	71000002	510100
SMITH	RACHEL	MS	MS Teacher	7th Grade Social Studies	1.000	71000002	510100
STEBBINS	JUSTIN	MS	MS Instructional Coach	Technology	1.000	71000002	510100
TAIT	KRYSTEN	MS	SpEd Teacher	Resource Room/ELA	1.000	71023095	510100
TARDIF	MARK	MS	MS Teacher	6th Grade Math	1.000	71000002	510100
TEEL	SUSAN	MS	SpEd Teacher	Special Services/ALS	1.000	71023095	510100
TEMPLE	JAMES	MS	SpEd Consulting Teacher	Special Services	1.000	71023095	510100
TOTH	EMMA	MS	MS Teacher	7th Grade Science	1.000	71000002	510100
TRIANCE	TASHA	MS	MS Teacher	8th Grade ELA/Social Studies	1.000	71000002	510100
VIOLA	DONNA	MS	MS Teacher	6th Grade Math/Social Studies	1.000	71000002	510100
VIOLA	ROBIN	MS	MS Teacher	World Language/French	1.000	71000002	510100
WEYMOUTH	SCOTT	MS	MS Teacher	6th Grade Math	1.000	71000002	510100
WHITE	DILLEN	MS	SpEd Teacher	Resource/ELA	1.000	71023095	510100
WHITE	GARRETT	MS	MS Teacher	Art	1.000	71000002	510100
WHITE	KRISTI	MS	MS Teacher	8th Grade ELA	1.000	71000002	510100
WILLIAMS	RACHEL	MS	MS Teacher	Music/Band	1.000	71000002	510100
WOOD	SUSAN	MS	SpEd Teacher	Special Services/SLS	1.000	71023095	510100

Support Staff

ANDERSON	HENRY	MS	SpEd Ed Tech 3	Special Services/RR	1.000	71023095	510230
ARSENAULT	ELIZABETH	MS	SpEd Ed Tech 3	Special Services/RR	1.000	71023095	510230
AUCOIN	MICHAEL	MS	MS Ed Tech 3	Student Support	1.000	71000002	510230
BATHERSON	WENDY	MS	MS Ed Tech 3	Student Support	1.000	71000002	510230
BEAULIEU	BRADLEY	MS	SpEd Ed Tech 3	Special Services/SLS	1.000	71023095	510230
BERRY	LACEY	MS	SpEd Ed Tech 1	Special Services/FLS	1.000	71023095	510230
BOGART	MARGARET	MS	SpEd Ed Tech 3	Special Services/RR	1.000	71023095	510230
BUTLER	EMILY	MS	MS Secretary	Administration/Student Advocacy	1.000	71021202	511800
DEROSA	MICHAEL	MS	SpEd Ed Tech 3	Special Services/FLS	1.000	71023095	510230
FREDERICK	MARINA	MS	Clerk/Receptionist	Administration	1.000	71024102	511800
GLASBERG	SHAUNA	MS	SpEd Ed Tech 3	Special Services/FLS	1.000	71023095	510230
HARRISON	ZACHARY	MS	SpEd Ed Tech 3	Special Services/SLS	1.000	71023095	510230
KASPER	JORIE	MS	MS Ed Tech 3	Building	1.000	71000002	510230
KELLEY	MICHAEL	MS	SpEd Ed Tech 3	Special Services/SLS	1.000	71023095	510230
L'HEUREUX	GREGORY	MS	SpEd Ed Tech 3	Special Services/SLS	1.000	71023095	510230
LOTT	KASEY	MS	SpEd Ed Tech 3	Special Services/FLS	1.000	71023095	510230
MCKENZIE	ALICIA	MS	SpEd Ed Tech 3	Special Services/RR	1.000	71023095	510230
MENARD	BRIGITTE	MS	SpEd Ed Tech 3	Special Services/ALS	1.000	71023095	510230
MULCAHEY	MICHELLE	MS	MS Secretary	Administration	1.000	71024102	511800
NEIL	JONATHAN	MS	SpEd Ed Tech 3	Special Services/SLS	1.000	71023095	510230
NEY	HEATHER	MS	SpEd Ed Tech 3	Special Services/ALS	1.000	71023095	510230
OTERO	ADRIAN	MS	SpEd Ed Tech 3	Special Services/ALS	1.000	71023095	510230
ROBERTS	KELLY	MS	SpEd Ed Tech 3	Special Services/SLS	1.000	71023095	510230
SLUSHER	JOEY	MS	SpEd Ed Tech 3	Special Services/SLS	1.000	71023095	510230
SMITH	BRET	MS	SpEd Ed Tech 2	Special Services/SLS	1.000	71023095	510230
SULLIVAN	KAREN	MS	SpEd Ed Tech 3	Special Services/RR	1.000	71023095	510230
VAFIADES	DIANE	MS	MS Ed Tech 3	Learning Commons	1.000	71022202	510230
WOODWORTH	JEFFREY	MS	SpEd Ed Tech 3	Special Services/RR	1.000	71023095	510230
open positions		MS	SpEd Ed Tech 3	Special Services	5.000	71023095	510230

Leadership Team

<i>Interim</i>	LANDEZ	JENNIFER	MS	MS Asst. Principal	Administration	1.000	71024102	510400
	TIRRELL	KATHLEEN	MS	MS Principal	Administration	1.000	71024102	510400

Wentworth School

Teachers & Professionals

ALBERT	CHRISTINE	WS	WS Teacher	Literacy Support	1.000	71000003	510100
ALLING	ALYSHA	WS	WS Teacher	3rd Grade	1.000	71000003	510100
ALVES	LAURIE	WS	WS Teacher	5th Grade	1.000	71000003	510100
ANTROPOVA COSMA	ANNA	WS	MLL Teacher	Multi-Lingual Learners	1.000	71041005	510100
ASH-CUTHBERT	KRYSTAL	WS	WS Teacher	5th Grade	1.000	71000003	510100
ATHEARN	SARAH	WS	WS Teacher	STEM	1.000	71000003	510100
BARRETT	JESSICA	WS	WS Teacher	3rd Grade	1.000	71000003	510100
BERGREN	SHEILA	WS	WS Teacher	4th Grade	1.000	71000003	510100
BESSEY	BRANDI	WS	Occupational Therapist	Special Services	1.000	71023095	510100
BLAKEMORE	MEGAN	WS	WS Librarian	Learning Commons	1.000	71022203	510100

	Last Name	First Name	Location	Position		FTE	Cost Center	
	BLUTO	TRISTAN	WS	WS Teacher	Music/Band	1.000	71000003	510100
	BOISSONNAULT	DARLENE	WS	SpEd Teacher	Special Services/RR	1.000	71023095	510100
	BRENERMAN	MOLLY	WS	WS Teacher	3rd Grade	1.000	71000003	510100
	BUCHANAN	LINDSEY	WS	WS Teacher	3rd Grade	1.000	71000003	510100
	CAVANAUGH	SHANNON	WS	SpEd Teacher	Special Services/RR	1.000	71023095	510100
	CESERE	GWENDOLYN	WS	WS Teacher	3rd Grade	1.000	71000003	510100
	CLARK	ALISON	WS	WS Teacher	4th Grade	1.000	71000003	510100
	CLIVE	JOELLEN	WS	WS Instructional Coach	Technology	1.000	71000003	510100
	COLEMAN	MATTHEW	WS	WS Teacher	5th Grade	1.000	71000003	510100
	COSTELLO	BRITTANY	WS	WS Teacher	3/4 Grade	1.000	71000003	510100
	DAVIS	TANYA	WS	WS Teacher	3rd Grade	1.000	71000003	510100
.5 SpEd	DEMUCCI	JUDITH	WS	WS Social Worker	Social Worker	1.000	71021203/21125	510100
	DESHAIES	JAMIE	WS	SpEd Teacher	Special Services/RR	1.000	71023095	510100
	FAULDS	EMILY	WS	SpEd Teacher	Special Services/SLS	1.000	71023095	510100
	GIGUERE	RHONDA	WS	WS Teacher	4th Grade	1.000	71000003	510100
	GOODALL	KRISTIN	WS	WS Teacher	Music	1.000	71000003	510100
	GRAY	STEPHANIE	WS	SpEd Teacher	Special Services/SLS	1.000	71023095	510100
	GRIFFIN	CARLA	WS	WS Teacher	Math Support	1.000	71000003	510100
	GULEZIAN	RACHEL	WS	WS Guidance Counselor	Guidance	1.000	71021203	510100
	HOLLATZ	ALEXANDER	WS	WS Teacher	5th Grade	1.000	71000003	510100
	HUTCHINS	MARISSA	WS	WS Teacher	3rd Grade	1.000	71000003	510100
	HUTH	ERIN	WS	WS Teacher	4th Grade	1.000	71000003	510100
	JOHNSON	BRANDEN	WS	WS Teacher	STEM	1.000	71000003	510100
	KEATING	ANGELA	WS	WS Teacher	3rd Grade	1.000	71000003	510100
	KITCHIN	KEITH	WS	WS Teacher	Phys Ed	1.000	71000003	510100
	LABONTY	GAIL	WS	WS Teacher	5th Grade	1.000	71000003	510100
	LASALLE	CYNTHIA	WS	WS Teacher	4th Grade	1.000	71000003	510100
	LAYTON	ALLISON	WS	WS Social Worker	Social Worker	1.000	71021125	510100
	LYFORD	CARI	WS	WS Teacher	3rd Grade	1.000	71000003	510100
	LYONS	KATHERINE	WS	Behavior Specialist	Special Services	1.000	71023095	510100
	MACKENZIE	LAURA	WS	SpEd Teacher	Special Services/ALS	1.000	71023095	510100
	MADDOCK	MELISSA	WS	WS Teacher	Literacy Support	1.000	71000003	510100
	MALCOLM	ANDREW	WS	SpEd Teacher	Special Services/RR	1.000	71023095	510100
	MANNING	WILLIAM	WS	Artist-in-Residence	Percussion	0.010	71000003	515200
	MARSHALL	JAMES	WS	WS Teacher	5th Grade	1.000	71000003	510100
	MARTEL	DANIELLE	WS	WS Guidance Counselor	Guidance	1.000	71021203	510100
	MCPHERSON	MICHELLE	WS	WS Teacher	WIN Intervention	1.000	71000003	510100
	NEEDLE	JOSHUA	WS	WS Teacher	5th Grade	1.000	71000003	510100
	NICHOLAS	JOHN	WS	WS Teacher	Phys Ed	1.000	71000003	510100
	NOWAK	KATHRYN	WS	WS Teacher	5th Grade	1.000	71000003	510100
	open position		WS	GATES Teacher	GATES	1.000	71029005	510100
	OUELLETTE	AMY	WS	WS Teacher	5th Grade	1.000	71000003	510100
	OUELLETTE-TUKEY	KELLY	WS	WS Instructional Coach	ELA	1.000	71000003	510100
	PAIVA	JESSICA	WS	WS Teacher	Math Support	1.000	71000003	510100
	PLUMMER	PETREA	WS	SpEd Teacher	Special Services/RR	1.000	71023095	510100
	PROVENCAL	LISA	WS	WS Teacher	4th Grade	1.000	72614003	510100
	REAGAN	PATRICK	WS	WS Teacher	5th Grade	1.000	71000003	510100
.5 SpEd	SCHRODER	ALEXANDRA	WS	WS Social Worker	Social Worker	1.000	71021203/21125	510100
	SELLINGER	RICHARD	WS	WS Teacher	3rd Grade	1.000	71000003	510100
	SHEPHERD	ADAM	WS	WS Teacher	5th Grade	1.000	71000003	510100
	STANKIEWICZ	ALISON	WS	WS Teacher	3rd Grade	1.000	71000003	510100
	STELNICKI	ANNE	WS	WS Teacher	5th Grade	1.000	71000003	510100
	STULTS	DIANE	WS	SpEd Consulting Teacher	Special Services	1.000	71023095	510100
	SUKALAS	LORI	WS	SpEd Teacher	Special Services/Reading	1.000	71023095	510100
	SULLIVAN	AMY	WS	WS Teacher	4th Grade	1.000	71000003	510100
	SWEATT	TAMMY	WS	WS Instructional Coach	Mathematics	1.000	71000003	510100
	VAFIADES	MONICA	WS	WS Teacher	World Language	0.800	71000003	510100
	VEILLEUX	JUDEMARIÉ	WS	WS Teacher	4th Grade	1.000	71000003	510100
	WEISHEIPL	ANNE	WS	WS Teacher	4th Grade	1.000	71000003	510100
	WILLWERTH	ABIGAIL	WS	WS Teacher	Art	1.000	71000003	510100
	YORK	MADISON	WS	SpEd Teacher	Special Services/FLS	1.000	71023095	510100
	ZINCHUK	CHAELELY	WS	WS Teacher	4th Grade	1.000	71000003	510100
Support Staff								
	BARRETT	ROSE	WS	SpEd Ed Tech 3	Special Services/SLS	1.000	71023095	510100
	BARRETT	SAMUEL	WS	SpEd Ed Tech 3	Special Services/ALS	1.000	71023095	510230
	BELL	SHERRY	WS	SpEd Ed Tech 3	Special Services/ALS	1.000	71023095	510230
	BOLDUC	SARAH	WS	SpEd Ed Tech 3	Special Services/RR	1.000	71023095	510230

Last Name	First Name	Location	Position		FTE	Cost Center	
BOWERS	DENA	WS	SpEd Ed Tech 3	Special Services/RR	1.000	71023095	510230
BOYD	KERRY	WS	WS Ed Tech 3	Learning Commons	0.740	71022203	510230
BROWN	MICHAEL	WS	SpEd Ed Tech 3	Special Services/SLS	1.000	71023095	510100
BRUNETTE	NICHOLAS	WS	SpEd Ed Tech 3	Special Services/ALS	1.000	71023095	510230
CARFIO	MELISSA	WS	WS Ed Tech 3	Building	1.000	71000003	510230
CASHMAN	SERENA	WS	SpEd Ed Tech 3	Special Services/RR	1.000	71023095	510230
DAIGLE	MELISSA	WS	WS Ed Tech 3	Building	1.000	71000003	510230
DUFFY	MAUREEN	WS	WS Ed Tech 3	Academic Support	1.000	71000003	510230
DURGIN	HILLORY	WS	WS Ed Tech 3	Learning Commons	0.600	71022203	510230
DYER	ELSIE	WS	WS Secretary	Administration	1.000	71024103	511800
FARAGO	LISA	WS	WS Ed Tech 3	Learning Commons	0.600	71022203	510230
FAVREAU	MARTI	WS	MLL Ed Tech 3	Multi-Lingual Learners	0.500	71041005	510230
FORTUNATO	PATRICIA	WS	SpEd Ed Tech 3	Special Services/SLS	1.000	71023095	510230
FRASER	KYRA	WS	WS Ed Tech 3	Academic Support	1.000	71000003	510230
GOLDMAN	RACHEL	WS	WS Ed Tech 3	Academic Support	1.000	71000003	510230
HERRICK	LINDA	WS	SpEd Ed Tech 3	Special Services/RR	0.640	71023095	510230
LANDRY	LYNDA LEE	WS	Secretary	Administration/Student Advocacy	1.000	71021203	510230
LEVINSKY	NANCY	WS	SpEd Ed Tech 3	Special Services/RR	1.000	71023095	510230
LONG	KIMBERLY	WS	SpEd Ed Tech 3	Special Services/RR	1.000	71023095	510230
PRATT	LARISSA	WS	WS Ed Tech 3	Academic Support	1.000	71000003	510230
SCHIER	KATHERINE	WS	SpEd Ed Tech 3	Special Services/RR	1.000	71023095	510230
SCHWEIZER	JENNIFER	WS	WS Ed Tech 3	Building	1.000	71000003	510230
SIMPSON	KONNOR	WS	SpEd Ed Tech 3	Special Services/RR	1.000	71023095	510230
STEVENS	CARISSA	WS	WS Ed Tech 3	Academic Support	1.000	71000003	510230
STUESSER	VERENA	WS	WS Ed Tech 3	Building	1.000	71000003	510230
SULLIVAN	JOSEPH	WS	SpEd Ed Tech 3	Special Services/SLS	1.000	71023095	510100
TREEM	ISAAC	WS	WS Ed Tech 3	Academic Support	1.000	71000003	510230
WIXSON	KEITH	WS	SpEd Ed Tech 3	Special Services/FLS	1.000	71023095	510230
open positions		WS	SpEd Ed Tech 3	Special Services	3.000	71023095	510230

Leadership Team

CROSBY	KELLI	WS	WS Principal	Administration	1.000	71024103	510400
LAPERRIERE	GABRIELLE	WS	WS Asst. Principal	Administration	1.000	71024103	510400

Blue Point School

Teachers & Professionals

	ALTIERI	MEGAN	BP	BP Teacher	2nd Grade	1.000	71000004	510100
	BAILEY	MARIA	BP	BP Teacher	Kindergarten	1.000	71000004	510100
	BELNAVIS	MARA	BP	BP Teacher	Early Intervention	1.000	71000004	510100
	BLOOM	LORI	BP	BP Teacher	Loops 1st and 2nd Grade	1.000	71000004	510100
	BRACAMONTE	DESIREE	BP	SpEd Teacher	Special Services/RR	1.000	71023095	510100
BP/PH	CARTER	TARA	BP	MLL Teacher	Multi-Lingual Learners	0.500	71041005	510100
BP/PH	CHAPLES	JESSICA	BP	BP Teacher	Art	0.500	71000004	510100
K-2 shared	CONTRINO	DEANNA	BP	K-2 Librarian	Learning Commons	0.330	71022204	510100
	DOWLING	MARILISA	BP	BP Teacher	Loops 1st and 2nd Grade	1.000	71000004	510100
	FREDERICK	TRACEY	BP	SpEd Teacher	Interpreter	1.000	71023095	510100
	HART	MEGAN	BP	BP Teacher	Academic Support	1.000	71000004	510100
	JENSEN	BETHANY	BP	Speech/Language Therapist	Special Services	0.500	71023095	510100
	JOY	GABRIELLA	BP	BP Teacher	1st Grade	1.000	71000004	510100
	LISITANO	DARIA	BP	BP Teacher	Kindergarten	1.000	71000004	510100
.5 SpEd	LITROCAPES	KATHERINE	BP	BP Social Worker	Social Worker	1.000	71021204/21125	510100
	LOCICERO-MACKEY	CHRISTY	BP	SpEd Teacher	Special Services/FLS	1.000	71023095	510100
	LY	LEAH	BP	BP Teacher	Kindergarten	1.000	71000004	510100
BP/PH	MARTELLE	ANDREW	BP	BP Teacher	Music	0.500	71000004	510100
	MCLEAN	ALISON	BP	BP Teacher	2nd Grade	1.000	71000004	510100
	MORRISON	HANNAH	BP	SpEd Teacher	Special Services/RR	1.000	71023095	510100
	MURROW	MEGAN	BP	BP Teacher	Kindergarten	1.000	71000004	510100
	open position	(DAIGLE)	BP	BP Teacher	1st Grade	1.000	71000004	510100
	RANDALL	ABBEY	BP	BP Instructional Coach	Instructional Support	1.000	71000004	510100
	SHEEHAN	AIMEE	BP	BP Teacher	Loops 1st and 2nd Grade	1.000	71000004	510100
	SPENCER	JASON	BP	BP Teacher	Phys Ed/Health	1.000	71000004	510100
	STEPENSKY	NICOLE	BP	SpEd Teacher	Interpreter	1.000	71023095	510100
	STONE-BENSON	ELLEN	BP	Speech/Language Therapist	Special Services	1.000	71023095	510100
K-2 shared	SZEMAN	MOLLY	BP	K-2 Guidance Counselor	Guidance	0.330	71021204	510100
	TAYLOR	AMY	BP	BP Teacher	Loops 1st and 2nd Grade	1.000	71000004	510100

Last Name	First Name	Location	Position		FTE	Cost Center		
VAFIADES	MONICA	BP	BP Teacher	World Language	0.066	71000004	510100	
Support Staff								
BROWNHILL	CAROLYN	BP	BP Ed Tech 3	Learning Commons	1.000	71022204	510230	
CONCEISON	BETH	BP	BP Ed Tech 3	Academic Support	1.000	71000004	510230	
COOPER	AMY	BP	SpEd Ed Tech 3	Special Services/RR	1.000	71023095	510230	
DOBSON	MACKENZIE	BP	SpEd Ed Tech 3	Special Services/RR	1.000	71023095	510230	
DONEGAN	ALEXZANDER	BP	SpEd Ed Tech 2	Special Services/FLS	1.000	71023095	510230	
HADDAD	JULIEANN	BP	SpEd Ed Tech 1	Special Services/RR	1.000	71023095	510230	
KESCHL	JESSICA	BP	BP Ed Tech 3	Building	1.000	71000004	510230	
LETELLIER	JEFFREY	BP	BP Ed Tech 3	Academic Support	1.000	71000004	510230	
MITCHELL	ELIZABETH	BP	BP Ed Tech 3	Building	1.000	71000004	510230	
PAVLOFF	RAYNOR	BP	SpEd Ed Tech 3	Special Services/FLS	1.000	71023095	510230	
SAVIO	APRIL	BP	SpEd Ed Tech 3	Special Services/FLS	1.000	71023095	510230	
STOLZ	CHRISTINE	BP	SpEd Ed Tech 3	Special Services/FLS	1.000	71023095	510230	
THOMAS	HALLIE	BP	BP Secretary	Admin Assistant	1.000	71024104	511800	
VIOLETTE	ALISON	BP	BP Ed Tech 3	Building/Student Support	1.000	71000004	510230	
open positions		BP	SpEd Ed Tech 3	Special Services	3.000	71023095	510230	
Leadership Team								
<i>Interim</i>	DAIGLE	JILLIAN	BP	BP Principal	Administration	1.000	71024104	510400

Eight Corners School

Teachers & Professionals

.5 SpEd	ANDERSON	KATHRYN	EC	EC Social Worker	Social Worker	1.000	71021205/21125	510100
	CARROZELLI	NINA	EC	SpEd Teacher	Special Services/FLS	1.000	71023095	510100
	CASSEL	LINDSEY	EC	Speech/Language Therapist	Special Services	1.000	71023095	510100
	CECERE	MICHELE	EC	SpEd Teacher	Special Services/SLS	1.000	71023095	510100
	CHADBOURNE	SARAH	EC	Title IA Teacher	Early Intervention	1.000	72222235	510100
K-2 shared	CONTRINO	DEANNA	EC	K-2 Librarian	Learning Commons	0.340	71022205	510100
	CURREN	VIVIAN	EC	Speech/Language Therapist	Special Services	1.000	71023095	510100
	DEVIN	JAIME	EC	EC Teacher	Kindergarten	1.000	71000005	510100
	DUGUAY	STACY	EC	EC Teacher	Kindergarten	1.000	71000005	510100
	FICKETT-ALLEN	SUSAN	EC	EC Teacher	1st Grade	1.000	71000005	510100
	FISH	ALEXANDRA	EC	EC Teacher	2nd Grade	1.000	71000005	510100
	FOSS	KIMBERLY	EC	EC Teacher	Kindergarten	1.000	71000005	510100
	GRIFFIN	KATE	EC	EC Teacher	2nd Grade	1.000	71000005	510100
	HACKU	COLLEEN	EC	EC Teacher	1st Grade	1.000	71000005	510100
	HEFFERNAN	MAURA	EC	MLL Teacher	Multi-Lingual Learners	1.000	71041005	510100
	HILL	EMILY	EC	EC Teacher	Art	0.600	71000005	510100
	KADLIK	ASHLEY	EC	EC Teacher	1st Grade	1.000	71000005	510100
	KEAY	ERICA	EC	EC Teacher	Academic Support	1.000	71000005	510100
	KING	JOSHUA	EC	EC Teacher	Phys Ed/Health	1.000	71000005	510100
	MCBRADY	ALICIA	EC	EC Teacher	1st Grade	1.000	71000005	510100
	NEAULT	SARA	EC	EC Teacher	1st Grade	1.000	71000005	510100
	NEWELL	CATHERINE	EC	EC Teacher	Music	0.600	71000005	510100
	OLIVER	SARAH	EC	EC Teacher	2nd Grade	1.000	71000005	510100
	PEABODY	AMANDA	EC	EC Teacher	2nd Grade	1.000	71000005	510100
	SALVE	CASSANDRA	EC	EC Instructional Coach	Instructional Support	1.000	71000005	510100
	SEYMOUR	TRACY	EC	EC Teacher	Literacy Support	1.000	72222235	510100
	SWASEY	DANIELLE	EC	SpEd Teacher	Special Services/FLS	1.000	71023095	510100
K-2 shared	SZEMAN	MOLLY	EC	K-2 Guidance Counselor	Guidance	0.340	71021205	510100
	VAFIADES	MONICA	EC	EC Teacher	World Language	0.066	71000005	510100
	VITAGLIANO	JENNIFER	EC	SpEd Teacher	Special Services/RR	1.000	71023095	510100
	WHITE	ANDREA	EC	EC Teacher	Kindergarten	1.000	71000005	510100
	WIGGINS	HEATHER	EC	EC Teacher	Kindergarten	1.000	71000005	510100

Support Staff

ALLSOP	RENEE	EC	SpEd Ed Tech 3	Special Services/SLS	1.000	71023095	510230
ANGOTTI	MAUREEN	EC	SpEd Ed Tech 3	Special Services/FLS	1.000	71023095	510230
AURITT	SHANNON	EC	SpEd Ed Tech 3	Special Services/FLS	1.000	71023095	510230
BAUM	JOSEPH	EC	SpEd Ed Tech 3	Special Services/SLS	1.000	71023095	510230
BEEDELE	JUDITH	EC	SpEd Ed Tech 2	Special Services/SLS	1.000	71023095	510230
COREAU	ROBIN	EC	SpEd Ed Tech 3	Special Services/SLS	1.000	71023095	510230
FALLON	MEGAN	EC	EC Ed Tech 3	Building	1.000	71000005	510230

Last Name	First Name	Location	Position		FTE	Cost Center	
FERNALD	MIRANDA	EC	EC Ed Tech 3	Learning Commons	1.000	71022205	510230
GALLEGO	SABRINA	EC	SpEd Ed Tech 3	Special Services/SLS	1.000	71023095	510230
HAFNER	TAMMY	EC	SpEd Ed Tech 2	Special Services/ALS	1.000	71023095	510230
HATCH	KAYLIE	EC	SpEd Ed Tech 1	Special Services/FLS	1.000	71023095	510230
KIRSCH	MAUREEN	EC	Admin Assistant	Admin Assistant	1.000	71024105	511800
KOBER	EVAN	EC	SpEd Ed Tech 3	Special Services/FLS	1.000	71023095	510230
LEWIS	CHERYL	EC	SpEd Ed Tech 3	Special Services/RR	1.000	71023095	510230
MCKEE	TODD	EC	SpEd Ed Tech 3	Special Services/SLS	1.000	71023095	510230
MCNAMARA	KAITLYN	EC	EC Ed Tech 3	Building	1.000	71000005	510230
MESERVE	BARBARA	EC	SpEd Ed Tech 2	Special Services/FLS	1.000	71023095	510230
PRATT	HAILEY	EC	EC Ed Tech 3	Academic Support	1.000	71000005	510230
PURVIS	CHERYL	EC	SpEd Ed Tech 3	Special Services/ALS	1.000	71023095	510230
SHEPPARD	HALIEY	EC	SpEd Ed Tech 3	Special Services/SLS	1.000	71023095	510230
STEEVES	STACEY	EC	EC Ed Tech 3	Building	1.000	71000005	510230
ZAFONTE	REBECCA	EC	EC Ed Tech 3	Building	1.000	71000005	510230
open positions		EC	SpEd Ed Tech 3	Special Services	3.000	71023095	510230

Leadership Team

WILSON	ALLISON	EC	EC Principal	Administration	1.000	71024105	510400
--------	---------	----	--------------	----------------	-------	----------	--------

Pleasant Hill School

Teachers & Professionals

.5 SpEd	ANDERSON	DANIELLE	PH	PH Social Worker	Social Worker	1.000	71021206/21125	510100
BP/PH	CARTER	TARA	PH	MLL Teacher	Multi-Lingual Learners	0.500	71041005	510100
	CAUFIELD	JULIE	PH	PH Teacher	Kindergarten	1.000	71000006	510100
BP/PH	CHAPLES	JESSICA	PH	PH Teacher	Art	0.500	71000006	510100
K-2 shared	CONTRINO	DEANNA	PH	K-2 Librarian	Learning Commons	0.330	71022206	510100
	COVENEY	CARLY	PH	PH Teacher	2nd Grade	1.000	71000006	510100
	DEMERS	ASHLEY	PH	SpEd Teacher	Special Services/FLS	1.000	71023095	510100
	DICKINSON	EMMA	PH	SpEd Teacher	Special Services/RR	1.000	71023095	510100
	HALEY	MEAGAN	PH	PH Teacher	1st Grade	1.000	71000006	510100
	JOHNSON	NICOLE	PH	SpEd Teacher	Special Services/RR	1.000	71023095	510100
	JONES	CAITLIN	PH	PH Teacher	1st Grade	1.000	71000006	510100
	KNIGHT	LESLIE	PH	PH Teacher	1st Grade	1.000	71000006	510100
BP/PH	MARTELLE	ANDREW	PH	PH Teacher	Music	0.500	71000006	510100
	MICHAUD	JENNIFER	PH	PH Teacher	2nd Grade	1.000	71000006	510100
	OUSBACK	MARTINA	PH	PH Teacher	2nd Grade	1.000	71000006	510100
	PINKHAM	JENNIFER	PH	PH Instructional Coach	Instructional Support	1.000	71000006	510100
	RISBARA	LAURA	PH	PH Teacher	Kindergarten	1.000	71000006	510100
	ROBERTS	LISA	PH	PH Teacher	Kindergarten	1.000	71000006	510100
	SMITH	ASHLEY	PH	PH Teacher	Kindergarten	1.000	71000006	510100
	SPARK	ALEXANDRA	PH	PH Teacher	Phys Ed/Health	1.000	71000006	510100
	STONE	GEORGETTE	PH	Speech/Language Therapist	Special Services	1.000	71023095	510100
	SWINBURNE	KATE	PH	PH Teacher	Academic Support	1.000	71000006	510100
K-2 shared	SZEMAN	MOLLY	PH	K-2 Guidance Counselor	Guidance	0.330	71021206	510100
	VAFIADES	MONICA	PH	PH Teacher	World Language	0.066	71000006	510100

Support Staff

	COSTA	KAITLYN	PH	SpEd Ed Tech 3	Special Services/RR	1.000	71023095	510230
	DEELY	ERIN	PH	SpEd Ed Tech 3	Special Services/FLS	1.000	71023095	510230
	MADDEN	TRACY	PH	PH Ed Tech 3	Building	1.000	71000006	510230
	MALLOZZI	ANDREA	PH	PH Ed Tech 3	Learning Commons	1.000	71022206	510230
	O'LEARY	MEAGAN	PH	PH Ed Tech 3	Building	1.000	71000006	510230
	LORE	LAURA	PH	PH Secretary	Admin Assistant	1.000	71024106	511800
	OSBORNE	PATRICK	PH	SpEd Ed Tech 3	Special Services/FLS	1.000	71023095	510230
	RICHARDSON	RENEE	PH	PH Ed Tech 3	Building/Student Support	1.000	71000006	510230
	SMITH	KATE	PH	PH Ed Tech 3	Building	1.000	71000006	510230
	STAPLES	ELIZABETH	PH	PH Ed Tech 3	Academic Support	1.000	71000006	510230
	STEELE	JENNIFER	PH	SpEd Ed Tech 3	Special Services/RR	1.000	71023095	510230
	TETRAULT	MEGAN	PH	SpEd Ed Tech 3	Special Services/RR	1.000	71023095	510230
open positions			PH	SpEd Ed Tech 3	Special Services	2.000	71023095	510230

Leadership Team

HUMPHREY	JENNIFER	PH	PH Principal	Administration	1.000	71024106	510400
----------	----------	----	--------------	----------------	-------	----------	--------

Last Name	First Name	Location	Position		FTE	Cost Center	
High School							
Teachers & Professionals							
ACETO	JOHN	HS	SpEd Transitions Specialist	Special Services	1.000	71023099	510100
ALLEN	KELLY	HS	HS Teacher	Science	1.000	71000030	510100
ARMES	JOCELYN	HS	Artist-in-Residence	Woodwind Instructor	0.120	71000030	515200
AROMANDO	LORRAINE	HS	HS Teacher	Video Production/Yearbook	1.000	71000030	510100
AUBREY	LAUREL	HS	Psych Examiner	Psych Examiner	0.800	71023095	510100
AVERY	ALISON	HS	HS Teacher	STEM	1.000	71000030	510100
BANKS	STEVEN	HS	HS Teacher	Math	1.000	71000030	510100
BARONE	IVETTE	HS	MLL Teacher	Multi-Lingual Learners	1.000	71041009	510100
BARRETT	ZACHARY	HS	SpEd Teacher	Special Services/SLS	1.000	71023099	510100
BECKER	KERRI	HS	HS Teacher	ELA	1.000	71000030	510100
BELANGER	BARRETT	HS	SpEd Teacher	Special Services/RR	1.000	71023099	510100
BELLEFONTAINE-KRUPSKI	BREANNA	HS	HS Teacher	Social Studies	1.000	71000030	510100
BELTON	SARAH	HS	HS Teacher	Social Studies	1.000	71000030	510100
BLAIN	DENISE	HS	HS Teacher	Alternative Education	1.000	71000030	510100
BOGGS	VERONICA	HS	Artist-in-Residence	Trumpet Instructor	0.012	71000030	515200
BORNSTEIN	LAUREN	HS	HS Teacher	ELA	1.000	71000030	510100
BOUCHARD	ERIN	HS	HS Teacher	ELA	1.000	71000030	510100
BRENNAN	JOHN	HS	HS Teacher	Science	1.000	71000030	510100
BROWN	ABEGAYLE	HS	HS Social Worker	Social Worker	1.000	71021230	510100
BROWN	ELIN	HS	HS Teacher	Science	1.000	71000030	510100
CABANA	STACEY	HS	SpEd Teacher	Special Services/RR	1.000	71023099	510100
CARROLL	MICHAEL	HS	HS Teacher	Science	1.000	71000030	510100
CHAMBERLAIN	JAMES	HS	HS Teacher	Science	1.000	71000030	510100
CIAMPI	MARIANNA	HS	Psych Examiner	Special Services	1.000	71023095	510100
CONLEY	PHILIP	HS	HS Teacher	Phys Ed	1.000	71000030	510100
CRONIN	JAMES	HS	HS Teacher	Business/Marketing	1.000	71000030	510100
CROWLEY	DANIEL	HS	HS Teacher	Math	1.000	71000030	510100
D'ANNIBALE	JACLYN	HS	SpEd Social Worker	Social Worker	1.000	71021129	510100
DAROSA	KRISTINE	HS	HS Teacher	Math	1.000	71000030	510100
DAVIS	MATTHEW SHANE	HS	HS Teacher	World Language	1.000	71000030	510100
DAVIS	STEFANIE	HS	HS Teacher	Science	1.000	71000030	510100
DIAZ	MARK	HS	HS Teacher	Phys Ed	1.000	71000030	510100
DOWNS	GARY	HS	HS Teacher	Social Studies	1.000	71000030	510100
DUMONT	SANDRA	HS	HS Teacher	World Language	1.000	71000030	510100
DUPREE	DEIRDRE	HS	HS Librarian	Learning Commons	1.000	71022230	510100
EBERSOLD	TIMOTHY	HS	HS Teacher	Music	1.000	71000030	510100
ELDRIDGE	CHRISTOPHER	HS	HS Teacher	Social Studies	1.000	71000030	510100
FACEY	RYAN	HS	HS Teacher	Social Studies	1.000	71000030	510100
FERNALD	GLENN	HS	HS Teacher	Math	1.000	71000030	510100
GERBER	CHRISTINA	HS	HS Social Worker	Social Worker	1.000	71021230	510100
GRINDLE	STEVEN	HS	SpEd Teacher	Special Services/RR	1.000	71023099	510100
GUERIN	NATHAN	HS	HS Teacher	Science	1.000	71000030	510100
HARMON	JAMES	HS	HS Teacher	Science	1.000	71000030	510100
HARRIS	STEPHEN SCOTT	HS	HS Guidance Counselor	Placement	1.000	71021230	510100
HASSON	CHRISTOPHER	HS	HS Teacher	Study Center	1.000	71000030	510100
HAYWARD	CHRISTOPHER	HS	HS Teacher	Study Center	1.000	71000030	510100
KAMEN	JESSICA	HS	SpEd Teacher	Speech/Language Therapist	1.000	71023099	510100
KAPPELMAN	SARAH	HS	HS Teacher	ELA	1.000	71000030	510100
KELLER	AARON	HS	HS Teacher	Science	1.000	71000030	510100
KELMAN	BRIANA	HS	HS Teacher	World Language	1.000	71000030	510100
KENERY	JANE	HS	MLL Teacher	Multi-Lingual Learners	1.000	71041009	510100
KILBORN	JENNIFER	HS	HS Teacher	Math	1.000	71000030	510100
LABELLE	AMY	HS	HS Guidance Counselor	Guidance	1.000	71021230	510100
LANDRY FOWLER	ERIN	HS	HS Teacher	Art	1.000	71000030	510100
LANE	ALISON	HS	HS Guidance Counselor	Guidance	1.000	71021230	510100
.5 SpEd	LEHOTSKY	HS	HS Teacher	Social Worker	1.000	71021230/21129	510100
	MACISAAC	HS	HS Teacher	ELA	1.000	71000030	510100
	MACVANE	HS	HS Teacher	Alternative Education	1.000	71000030	510100
	MAHAR	HS	HS Teacher	ELA	1.000	71000030	510100
	MANNING	HS	Artist-in-Residence	Percussion	0.100	71000030	515200
	MARIELLO	HS	HS Teacher	Phys Ed	1.000	71000030	510100
	MATTHEWS	HS	HS Teacher	ELA	1.000	71000030	510100
	MCCORMACK	HS	HS Teacher	Science	1.000	71000030	510100

	Last Name	First Name	Location	Position		FTE	Cost Center	
	MCHUGH	JONATHAN	HS	HS Instructional Coach	Technology	1.000	71000030	510100
	MOSHER	JEFFREY	HS	HS Teacher	Music	1.000	71000030	510100
	MUNKACSI	SEAN	HS	HS Teacher	Social Studies	1.000	71000030	510100
	MURPHY	SARA	HS	Behavior Specialist	Special Services	1.000	71023095	510100
	NAILOR	SCOTT	HS	HS Teacher	ELA	1.000	71000030	510100
	NALLS	AMANDA	HS	Psychological Examiner	Special Services	1.000	71023095	510100
	NEAL	GAIL	HS	HS Teacher	Math	1.000	71000030	510100
	NYANUTSE	KOKOU	HS	HS Teacher	World Language	1.000	71000030	510100
	O'CONNOR	DAVID	HS	HS Teacher	Science	1.000	71000030	510100
	PAULUS	BRIGITTE	HS	Artist-in-Residence	Dance Instructor	0.200	71000030	515200
	PAYE	DAVID	HS	HS Teacher	Social Studies	1.000	71000030	510100
	PETHERBRIDGE	AURELIE	HS	HS Teacher	Math	1.000	71000030	510100
	QUINN	PATRICK	HS	HS Teacher	Math	1.000	71000030	510100
	QUINN	THERESA	HS	HS Teacher	World Language	1.000	71000030	510100
.5 SpEd	RANCO	AMY	HS	HS Social Worker	Social Worker	1.000	71021230/21129	510100
	RECORD	MARY	HS	HS Teacher	Health	1.000	71000030	510100
	REINER	ANNE	HS	HS Teacher	ELA	1.000	71000030	510100
	RICE	ANDREW	HS	HS Teacher	Math	1.000	71000030	510100
	ROAK	ROBERT	HS	SpEd Teacher	Special Services/RR	1.000	71023099	510100
	ROBERTS	CHRISTINE	HS	HS Teacher	Science	1.000	71000030	510100
	ROBERTS	CRAIG	HS	HS Teacher	Social Studies	1.000	71000030	510100
	RUHMAN	LISA	HS	HS Teacher	Art	1.000	71000030	510100
	SAWYER	VALERIE	HS	HS Teacher	Math	1.000	71000030	510100
	SCHMID	NICOLE	HS	HS Teacher	History	1.000	71000030	510100
	SHEA	OLIVIA	HS	HS Teacher	Art	1.000	71000030	510100
	SHUPP	MICHELLE	HS	HS Teacher/Instructional Coach	World Language/Humanities	1.000	71000030	510100
	SIMARD	MARC	HS	SpEd Teacher	Special Services/ALS	1.000	71023099	510100
	SMITH	SIMON	HS	Artist-in-Residence	Low Brass Instructor	0.120	71000030	515200
	SOTTERY	BRITT	HS	SpEd Teacher	Special Services/FLS	1.000	71023099	510100
	SOUICIE	RYAN	HS	HS Guidance Counselor	Guidance	1.000	71021230	510100
	SPAULDING	WENDY	HS	HS Guidance Counselor	Guidance	1.000	71021230	510100
	STONE	WILLIAM	HS	SpEd Teacher	Special Services/RR	1.000	71023099	510100
.75 IDEA	THOMPSON	CAROLINE	HS	Psychologist	Psych Examiner	1.000	72472140	510100
	TOWNSEND	MATTHEW	HS	SpEd Teacher	Special Services/RR	1.000	71023099	510100
	TRUNCELLITO	STEPHEN	HS	HS Teacher	Social Studies	1.000	71000030	510100
	VAN NESTE	HELENE	HS	HS Teacher	World Language	1.000	71000030	510100
	WALCH	TOBY	HS	HS Teacher	Science	1.000	71000030	510100
	WASDEN	BROOKE	HS	HS Teacher	World Language	1.000	71000030	510100
	WATSON	JAMES	HS	SpEd Consulting Teacher	Consulting	1.000	71023099	510100
	WESTLEY	RICHARD	HS	HS Teacher	ELA	1.000	71000030	510100
	WILLEY	DANIEL	HS	HS Teacher	ELA	1.000	71000030	510100
	WOIDT	STACEY	HS	HS Teacher	STEM	1.000	71000030	510100
	YORK	JONATHAN	HS	HS Teacher	GATES/ELA	1.000	71000030/29009	510100
	ZAVASNIK	CHRISTY JOY	HS	HS Teacher	Career Pathways Program	1.000	71000030	510100
	ZAVASNIK	ERIK	HS	HS Teacher	World Language	0.600	71000030	510100
Support Staff								
	BERG	ERIN	HS	SpEd Secretary	Psychologists' Office	1.000	71023095	510200
	CLARK	KIMBERLY	HS	HS Ed Tech 3	Study Center	1.000	71000030	510230
	CONSTANTINE	ALEXANDRA	HS	SpEd Ed Tech 3	Special Services/RR	1.000	71023099	510230
	COOMBS	TIMOTHY	HS	HS Ed Tech 3	Building	1.000	71000030	510230
	DAVIS	DARIN	HS	SpEd Ed Tech 3	Special Services/SLS	1.000	71023099	510230
	DAVIS	PAULA	HS	HS Clerk Receptionist	Receptionist	1.000	71024130	511800
	DEALAMAN	LINDSEY	HS	SpEd Ed Tech 3	Special Services/SLS	1.000	71023099	510230
	DESANCTIS	MIA	HS	Admin Assistant	Admin Assistant	1.000	71023095	510200
	ERTMAN	JEFFREY	HS	HS Ed Tech 3	Learning Commons	1.000	71022230	510230
	FAVREAU	MARTI	HS	MLL Ed Tech 3	Multi-Lingual Learners	0.500	71041009	510230
	HAJJAJ	ELLIOT	HS	SpEd Ed Tech 3	Special Services/RR	1.000	71023099	510230
	HENDERSON	ELIZABETH	HS	HS Secretary	Senior Placement	1.000	71021230	511800
	JACKSON	RAY	HS	SpEd Ed Tech 3	Special Services/SLS	1.000	71023099	510230
	MACDONALD	SCOT	HS	SpEd Ed Tech 3	Special Services/RR	1.000	71023099	510230
	MANNING	LISA	HS	HS Secretary	Admin Assistant	1.000	71024130	511800
	MAYNE	KYLEE	HS	SpEd Ed Tech 3	Special Services/SLS	1.000	71023099	510230
	MCGILLVRA	LAURA	HS	SpEd Ed Tech 3	Special Services/RR	1.000	71023095	510230
	MCGINTY	JOHATHAN	HS	SpEd Ed Tech 3	Special Services/ALS	1.000	71023099	510230
	NEUGEBAUER	NICHOLAS	HS	SpEd Ed Tech 3	Special Services/ALS	1.000	71023099	510230
	NIXON	BRAIDEN	HS	SpEd Ed Tech 3	Special Services/FLS	1.000	71023095	510230
	PRATHER	SARAH	HS	Health Ed Tech 3	Medical Assistant/FLS	1.000	71023099	510230

Last Name	First Name	Location	Position		FTE	Cost Center	
SHARDLOW	JONATHAN	HS	SpEd Ed Tech 3	Special Services/SLS	1.000	71023099	510230
SIMARD	MICHELLE	HS	SpEd Ed Tech 3	Special Services/FLS	1.000	71023099	510230
SLUSHER	MARGOT	HS	SpEd Ed Tech 3	Special Services/SLS	1.000	71023099	510230
SPRAGUE	KAREN	HS	HS Secretary	Admin Assistant	1.000	71024130	511800
SUTYAK	VICKIE	HS	HS Secretary	Guidance	1.000	71021230	510230
THOMPSON	PHILIP	HS	SpEd Ed Tech 3	Special Services/SLS	1.000	71023099	510230
TORZHINSKIY	NIKOLAI	HS	SpEd Ed Tech 3	Special Services/ALS	1.000	71023099	510230
TROIANO	VICTOR	HS	SpEd Ed Tech 3	Special Services/FLS	1.000	71023099	510230
WAKEM	DAVID	HS	SpEd Ed Tech 3	Special Services/ALS	1.000	71023099	510230
WEIDNER	CHARLES	HS	HS Ed Tech 3	Learning Commons	1.000	71022230	510230
YEO	DAVID	HS	HS Ed Tech 3	Building	1.000	71000030	510230
open positions		HS	SpEd Ed Tech 3	Special Services	2.000	71023099	510230

Leadership Team

	BLAISDELL	SARAH	HS	HS Asst. Principal	Administration	1.000	71024130	510400
<i>Interim</i>	MURPHY	CHRISTOPHER	HS	HS Asst. Principal	Administration	1.000	71024130	510400
	THERIAULT	NATHAN	HS	HS Principal	Administration	1.000	71024130	510400

Athletics & Activities

FERREIRA	JORDAN	HS	Admin Specialist	Athletics & Activities	1.000	71009630	511900
GLADSTONE	KATHERINE	HS	Athletic Trainer	Athletics & Activities	1.000	71009630	510400
LALEZARI	HEATHER	HS	Admin Assistant	Athletics & Activities	1.000	71009630	511900
LEGAGE	MICHAEL	HS	Director of Athletics & Activities	Athletics & Activities	1.000	71009630	510400
DUMAIS	JESSICA	HS	Auditorium Tech	Auditorium	0.000	71009530	510100
LEHMANN	ERIC	HS	Auditorium Manager	Auditorium	0.000	71009530	510100

Health Services

CROTEAU	MEGAN	EC	School Nurse	Health Services	1.000	71002130	510100
EASON	AMANDA	MS	School Nurse	Health Services	1.000	71002130	510100
GROSHON	DORICE	PH	School Nurse	Health Services	1.000	71002130	510100
HANG	STACEY	HS	School Nurse	Health Services	1.000	71002130	510100
HIBBARD	LAURIE	BP	School Nurse	Health Services	1.000	71002130	510100
ORNSTEIN	ANNE	WS	School Nurse	Health Services	1.000	71002130	510100
ROTHERMEL	LAUREL	MS	School Nurse	Health Services	1.000	71002130	510100
VERZONI	LISA	HS	School Nurse	Health Services	1.000	71002130	510100
LEIBY	CHAPIN	WS	LPN	Health Services	1.000	71002130	510230

Curriculum & Assessment

O'NEILL	KELSEY	CO	K-12 Curriculum Specialist	Curriculum & Assessment	1.000	71002210	510100
VETRO	KATIE	CO	Dir. of Curriculum & Assessment	Curriculum & Assessment	1.000	71002210	510400
open position		CO	K-12 Curriculum Specialist	Curriculum & Assessment	1.000	71002210/7269	510100
BERRY	LISA	CO	Admin Assistant	Curriculum & Assessment	0.600	71002210	511800
BUSHWAY	SEAN	CO	SIS Application Specialist	Curriculum & Assessment	1.000	71002210	511800
KELLEY	KIMBERLY	CO	SIS Integration Specialist	Curriculum & Assessment	1.000	71002210	511800

System Administration

GROGAN	RAYMOND	CO	Asst. Superintendent	Superintendent's Office	1.000	71002320	510400
NADEAU	DIANE	CO	Superintendent of Schools	Superintendent's Office	1.000	71002320	510400
BERRY	LISA	CO	Admin Assistant	Superintendent's Office	0.400	71002320	511800
BOOTH	MELISSA	CO	Receptionist	Superintendent's Office	0.875	71002320	511800
CALLAHAN	CHERYL	CO	Admin Assistant	Superintendent's Office	1.000	71002320	511800
BOLTON	KATHERINE	CO	Dir. Business & Finance	Business Office	1.000	71002500	510400
BERNARD	RHONDA	CO	HR Specialist	Business Office	1.000	71002500	511800
PAZNIOKAS	JULIA	CO	Payroll/Benefits Specialist	Business Office	1.000	71002500	511800

Last Name	First Name	Location	Position		FTE	Cost Center	
PENLEY	WILLIAM	CO	Accountant	Business Office	0.500	71002500	511800
SMITH	RENEE	CO	Accounts Payable Specialist	Business Office	1.000	71002500	511800

Special Services - District Wide

Teachers & Professionals

	CHANG	AMY	HS/WS	Speech/Language Therapist	Special Services	1.000	71023095	510100
IDEA	DELVECCHIO	BRIGID	K-2	SpEd Consulting Teacher	Special Services	1.000	72471100	510100
	DIONNE-MICHAUD	CHANTEL	WS/PH	Occupational Therapist	Special Services	1.000	71023095	510100
	GOUGH	DOROTHEA	K-12	Physical Therapist	Special Services	1.000	71023095	510100
	HILTON	MICHELLE	MS/BP	Speech/Language Therapist	Special Services	1.000	71023095	510100
	JANDREAU	JESSICA	K-2	K-2 Behavior Specialist	Special Services	1.000	71023095	510100
	KIPP	CYBIL	MS/WS	Occupational Therapist	Special Services	1.000	71023095	510100
	LAJOIE	MICHELLE	BP/HS	COTA	Special Services	1.000	71023095	510100
	LITCHER	ERIN	K-2	K-2 Behavior Specialist	Special Services	1.000	71023095	510100
	MAHER	ELIZABETH	K-12	Physical Therapist	Special Services	0.600	71023095	510100
	MCCANN	KRISTINA	EC/PH	Occupational Therapist	Special Services	1.000	71023095	510100
.5 IDEA	MILLIKEN	SHERYL	K-12	Speech/Language Therapist	Special Services	1.000	71023095	510100
.75 IDEA	TOMAZIN	COURTNEY	K-12	Teacher of the Deaf	Special Services	1.000	72471100	510100

Support Staff

	CROVO	NICOLE	TR	Bus Aide/Van Driver	Special Services/Transportation	1.000	71023095	510230
	CYR	JULIE	TR	Bus Aide/Van Driver	Special Services/Transportation	1.000	71023095	510230
IDEA	FOLEY	ANN	TR	Bus Aide/Van Driver	Special Services/Transportation	1.000	72471100	510230
IDEA	NERI	JOHN	TR	Bus Aide/Van Driver	Special Services/Transportation	1.000	72471100	510230
	JOYCE	JOSEPH	TR	Bus Aide/Van Driver	Special Services/Transportation	1.000	71023095	510230
	RODRIGUE	CAROLINE	TR	Bus Aide/Van Driver	Special Services/Transportation	1.000	71023095	510230
IDEA	SICARD	PAMELA	TR	Bus Aide/Van Driver	Special Services/Transportation	1.000	72471100	510230

Administration

.75 IDEA	BENHAM	NICOLE	CO	Asst. Dir. Special Services	Special Services	1.000	71025090/7215	510400
	ROHDE	CHRISTOPHER	CO	Director of Special Services	Special Services	1.000	71025090	510400
	COLLIN	DOREEN	CO	Admin Assistant	Special Services	1.000	71025090	510230

Adult Education

	DOYLE	MARIANNE	HS	Adult Ed Director	Administration	0.500	71506000	510400
	TOWNE	BETHANY	HS	Program Assistant	Admin/Enrichment Coordinator	0.500	71506000	511800
	WENTZ	YVONNE	HS	MLL Coordinator/Instructor	MLL Programs	0.500	71506000	510100

Transportation

	REDMOND	SARAH	TR	Transportation Supervisor	Student Transportation	1.000	71002700	510400
	HUBER	LISA	TR	Transportation Office/Dispatch	Student Transportation	0.688	71002700	511800
	ALBISTON	JOSEPH	TR	Bus Driver	Student Transportation	1.000	71002700	511800
	BOUDREAU	MEGAN	TR	Bus Driver	Student Transportation	1.000	71002700	511800
	BROWN	STEVEN	TR	Bus Driver	Student Transportation	1.000	71002700	511800
	CHARD	THOMAS	TR	Bus Driver	Student Transportation	1.000	71002700	511800
	DAHLEN	BRIAN	TR	Bus Driver	Student Transportation	1.000	71002700	511800
	GARDNER	DAVID	TR	Bus Driver	Student Transportation	1.000	71002700	511800
	HARDEN	RICHARD	TR	Bus Driver	Student Transportation	1.000	71002700	511800
	IVERS	CARL	TR	Bus Driver	Student Transportation	1.000	71002700	511800
	JOHNSON	BRIAN	TR	Bus Driver	Student Transportation	1.000	71002700	511800
	LAVIGNE	JULIE	TR	Bus Driver	Student Transportation	1.000	71002700	511800
	MUNN	ADRIANO	TR	Bus Driver	Student Transportation	1.000	71002700	511800
	PORELLE	RAYMOND	TR	Bus Driver	Student Transportation	1.000	71002700	511800
	ROSSETTI	ROCCO	TR	Bus Driver	Student Transportation	1.000	71002700	511800
	SOULES	RICHARD	TR	Bus Driver	Student Transportation	1.000	71002700	511800
	STILLEY	ARTIMUS	TR	Bus Driver	Student Transportation	1.000	71002700	511800
	STOCKER	ROBERT	TR	Bus Driver	Student Transportation	1.000	71002700	511800
	TOURIGNY	GERARD	TR	Bus Driver	Student Transportation	1.000	71002700	511800
	TOWNSEND	KERRY	TR	Bus Driver	Student Transportation	1.000	71002700	511800

Last Name	First Name	Location	Position		FTE	Cost Center	
open positions		TR	Bus Driver	Student Transportation	6.000	71002700	511800

Facilities & Maintenance

BALTAS	ANTHONY	MS	Custodian	Facilities	0.500	71026102	511800
CRONIN	ROBERT	MS	Custodian	Facilities	1.000	71026102	511800
DARE	NICHOLAS	MS	Custodian	Facilities	1.000	71026102	511800
LAVOIE	ADRIEN	MS	Custodian	Facilities	1.000	71026102	511800
MARAR	SNIZHANA	MS	Custodian	Facilities	1.000	71026102	511800
PEREZ PENA	MAYELINE	MS	Custodian	Facilities	1.000	71026102	511800
SILVER	DEBORA	MS	Lead Custodian	Facilities	1.000	71026102	511800
BRUNER	VICTOR	WS	Custodian	Facilities	1.000	71026103	511800
CHILDS	STEVEN	WS	Lead Custodian	Facilities	1.000	71026103	511800
DELANO	MARK	WS	Custodian	Facilities	0.500	71026103	511800
DOUGHTY	MARK	WS	Custodian	Facilities	0.500	71026103	511800
HEALD	JO-ANN	WS	Custodian	Facilities	1.000	71026103	511800
KOPOLOVETS	OLKESANDR	WS	Custodian	Facilities	1.000	71026103	511800
MALIA	PATRICK	WS	Custodian	Facilities	1.000	71026103	511800
RUSSELL	STEPHEN	WS	Custodian	Facilities	0.600	71026103	511800
WAKEM	GARY	WS	Custodian	Facilities	1.000	71026103	511800
CASPERSON	RYAN	BP	Custodian	Facilities	1.000	71026104	511800
WYMAN III	DONALD	BP	Custodian	Facilities	1.000	71026104	511800
MARAR	VIACHESLAV	EC	Custodian	Facilities	1.000	71026105	511800
PARKER	KORY	EC	Custodian	Facilities	1.000	71026105	511800
DARE	AVA	PH	Custodian	Facilities	0.750	71026106	511800
WRIGHT	TIMOTHY	PH	Custodian	Facilities	1.000	71026106	511800
CASSELLIUS	SAMUEL	HS	Custodian	Facilities	0.375	71026130	511800
GADDY	DIANE	HS	Custodian	Facilities	1.000	71026130	511800
HILL	DESIRAE	HS	Custodian	Facilities	1.000	71026130	511800
MCCANN	JAMES	HS	Custodian	Facilities	1.000	71026130	511800
MEECH	PHILIP	HS	Lead Custodian	Facilities	1.000	71026130	511800
NGOMA	REBECA	HS	Custodian	Facilities	1.000	71026130	511800
NIHAN-GORMAN	DEBORAH	HS	Custodian	Facilities	0.500	71026130	511800
NORTON	DALE	HS	Custodian	Facilities	0.150	71026130	511800
SAFONOV	EVGENII	HS	Custodian	Facilities	0.850	71026130	511800
SAZONOVA	OLGA	HS	Custodian	Facilities	1.000	71026130	511800
open position		HS	Custodian	Facilities	1.000	71026130	511800
GALETTO	LOUIS	DW	Maintenance Foreman	Facilities	1.000	71026290	510400
JEPSON	TODD	DW	Dir. Facilities & Maintenance	Facilities	1.000	71026290	510400
COLANGELO	TAYLOR	DW	Facilities Scheduler	Facilities	1.000	71026290	511800
HAGER	DANIEL	DW	Facilities Operations Supervisor	Facilities	1.000	71026290	511800
DELANO	JAMIE	DW	Maintenance Worker	Facilities	1.000	71026290	511820
EVANS	KEITH	DW	Maintenance Worker	Facilities	1.000	71026290	511820
KULIG	CHRISTOPHER	DW	Maintenance Worker	Facilities	1.000	71026290	511820

School Nutrition

ESPOSITO	PETER	K-12	Director of School Nutrition	School Nutrition	1.000	76013090	510400
BAILEY	PATRICIA	WS	Cook/Baker	School Nutrition	1.000	76013090	511800
BOESCH	PAULA	WS	Kitchen Worker	School Nutrition	1.000	76013090	511800
CHAMBERLAIN	SARAH	MS	Cook/Baker	School Nutrition	1.000	76013090	511800
DEMERS	WENDY	WS	Kitchen Worker	School Nutrition	1.000	76013090	511800
DEMOSS	LAURA	MS	Kitchen Worker	School Nutrition	0.570	76013090	511800
DIPIETRO	REBECCA	BP	Kitchen Worker	School Nutrition	0.600	76013090	511800
DOODY	SUSAN	MS	Kitchen Worker	School Nutrition	1.000	76013090	511800
FRANKLIN	BRENDA	K-12	Admin Assistant	School Nutrition	1.000	76013090	511800

Last Name	First Name	Location	Position		FTE	Cost Center	
FROST	KARENA	HS	Cook/Baker	School Nutrition	1.000	76013090	511800
IRVING	AMANDA	HS	Cook/Baker	School Nutrition	1.000	76013090	511800
JAYNES	ALEXIS	HS	Kitchen Worker	School Nutrition	1.000	76013090	511800
JAYNES	LAURA	HS	Kitchen Worker	School Nutrition	1.000	76013090	511800
KEEN	REBECCA	MS	Kitchen Worker	School Nutrition	1.000	76013090	511800
LANE	TRACY	EC	Kitchen Worker	School Nutrition	1.000	76013090	511800
LI	YAN MEI	WS	Kitchen Worker	School Nutrition	1.000	76013090	511800
MACQUINN	TONI	HS	Kitchen Worker	School Nutrition	1.000	76013090	511800
MCLELLAN	CATHERINE	EC	Kitchen Worker	School Nutrition	0.667	76013090	511800
MONEYPENNY	JACQUELINE	HS	Kitchen Worker	School Nutrition	0.570	76013090	511800
REYNOLDS	JESSICA	MS	Kitchen Manager	School Nutrition	1.000	76013090	511800
ROBERTS	TERRYNN	BP	Kitchen Worker	School Nutrition	1.000	76013090	511800
ROY	ROBIN	HS	Kitchen Worker	School Nutrition	1.000	76013090	511800
SAWYER	KRISTA	HS	Kitchen Manager	School Nutrition	1.000	76013090	511800
SHAO	TAI	WS	Kitchen Manager	School Nutrition	1.000	76013090	511800
THOMPSON	MARY	PH	Kitchen Worker	School Nutrition	1.000	76013090	511800
UWIMBABAZI	AGNES	WS	Kitchen Worker	School Nutrition	1.000	76013090	511800
WATTS	ASHLEY	PH	Kitchen Worker	School Nutrition	0.600	76013090	511800
YVONNE	KATHARINE	WS	Kitchen Worker	School Nutrition	0.860	76013090	511800
open position		WS	Cook/Baker	School Nutrition	1.000	76013090	511800

PER PUPIL EXPENDITURES BY EXPENSE TYPE
10-YEAR DATA HISTORY FROM STATE DEPARTMENT OF EDUCATION

Sorted by total cost figures, high to low

2015-16

DISTRICT	TOTAL PER PUPIL COSTS	DIRECT STUDENT INSTRUCTION	STUDENT/STAFF SUPPORT	SCHOOL/SYSTEM ADMINISTRATION	SPECIAL EDUCATION	TRANSPORTATION/FACILITIES	DEBT SERVICE	STUDENT COUNT
RSU 51 (Cumberland/N. Yarmouth)	15,991	7,536	1,339	1,050	2,784	2,907	374	2,017.00
Falmouth	15,505	7,076	1,439	989	1,984	1,858	2,159	2,127.00
RSU 5 (Freeport)	15,432	6,711	1,417	1,124	2,067	3,153	961	1,856.50
RSU 21 (Kennebunk)	15,131	6,686	1,213	994	2,496	2,603	1,139	2,538.00
South Portland	14,925	6,118	1,198	1,192	2,723	2,181	1,512	3,083.00
Westbrook	14,255	5,821	912	1,146	1,653	3,069	1,653	2,562.00
Cape Elizabeth	14,160	7,141	1,372	1,126	1,840	2,267	413	1,626.50
Yarmouth	14,016	6,891	1,276	1,125	2,031	1,774	919	1,540.50
Scarborough	13,662	6,321	1,347	864	2,239	1,638	1,252	2,986.50
Gorham	12,957	6,051	971	1,074	1,911	1,872	1,079	2,655.50
State Average	12,940	5,828	1,062	1,088	2,064	2,189	709	
RSU 14 (Windham/Raymond)	12,574	5,265	1,138	1,075	1,980	2,262	854	3,191.00

2016-17

DISTRICT	TOTAL PER PUPIL COSTS	DIRECT STUDENT INSTRUCTION	STUDENT/STAFF SUPPORT	SCHOOL/SYSTEM ADMINISTRATION	SPECIAL EDUCATION	TRANSPORTATION/FACILITIES	DEBT SERVICE	STUDENT COUNT
RSU 51 (Cumberland/N. Yarmouth)	16,917	7,617	1,479	1,173	2,773	2,541	1,334	2,012.00
RSU 5 (Freeport)	16,807	6,889	1,514	1,174	2,130	4,208	892	1,875.00
RSU 21 (Kennebunk)	16,409	6,750	1,267	1,081	2,645	2,795	1,871	2,541.50
Falmouth	16,406	7,559	1,543	1,018	2,210	1,939	2,137	2,115.00
South Portland	15,494	6,384	1,268	1,262	2,867	2,188	1,525	3,030.00
Scarborough	15,093	6,802	1,476	914	2,326	1,635	1,941	2,967.50
Cape Elizabeth	14,813	7,540	1,459	1,172	1,999	2,317	325	1,606.50
Yarmouth	14,429	7,094	1,352	1,172	2,146	1,770	896	1,567.00
State Average	13,473	6,026	1,113	1,133	2,201	2,268	733	177,917.00
Gorham	13,146	6,264	1,012	1,067	1,807	1,929	1,068	2,704.50
Westbrook	13,113	6,016	1,047	1,117	1,723	3,210	-	2,533.50
RSU 14 (Windham/Raymond)	13,059	5,586	1,159	1,112	2,025	2,334	843	3,155.50

PER PUPIL EXPENDITURES BY EXPENSE TYPE
10-YEAR DATA HISTORY FROM STATE DEPARTMENT OF EDUCATION

Sorted by total cost figures, high to low

2017-18

DISTRICT	TOTAL PER PUPIL COSTS	DIRECT STUDENT INSTRUCTION	STUDENT/STAFF SUPPORT	SCHOOL/SYSTEM ADMINISTRATION	SPECIAL EDUCATION	TRANSPORTATION/FACILITIES	DEBT SERVICE	STUDENT COUNT
RSU 21 (Kennebunk)	17,506	6,928	1,361	1,080	2,820	2,918	2,399	2,549.00
RSU 51 (Cumberland/N. Yarmouth)	17,300	8,063	1,456	1,169	2,986	2,337	1,290	2,031.00
Falmouth	16,956	7,893	1,560	1,073	2,388	1,949	2,092	2,098.00
South Portland	16,237	6,682	1,332	1,342	3,045	2,396	1,440	2,983.00
RSU 5 (Freeport)	16,073	6,990	1,523	1,176	2,191	3,346	847	1,941.00
Scarborough	15,673	7,093	1,505	971	2,533	1,657	1,915	2,932.00
Cape Elizabeth	15,344	7,889	1,526	1,181	2,009	2,424	314	1,603.00
Yarmouth	14,717	7,247	1,457	1,190	2,158	1,798	867	1,589.00
State Average	13,863	6,148	1,154	1,171	2,319	2,336	734	178,480.00
Westbrook	13,861	6,488	1,181	1,107	1,802	3,282	-	2,480.00
Gorham	13,714	6,523	1,095	1,141	1,897	2,052	1,005	2,711.00
RSU 14 (Windham/Raymond)	13,617	5,631	1,287	1,234	2,275	2,379	811	3,147.00

2018-19

DISTRICT	TOTAL PER PUPIL COSTS	DIRECT STUDENT INSTRUCTION	STUDENT/STAFF SUPPORT	SCHOOL/SYSTEM ADMINISTRATION	SPECIAL EDUCATION	TRANSPORTATION/FACILITIES	DEBT SERVICE	STUDENT COUNT
RSU 21 (Kennebunk)	18,072	7,193	1,428	1,196	2,834	2,878	2,544	2,610.00
RSU 51 (Cumberland/N. Yarmouth)	17,804	7,903	1,606	1,164	2,954	2,884	1,294	2,065.00
Falmouth	17,317	7,963	1,607	1,074	2,637	2,008	2,029	2,122.00
South Portland	16,616	7,025	1,156	1,356	3,172	2,485	1,422	2,978.00
Scarborough	16,141	7,179	1,533	992	2,786	1,717	1,933	2,944.00
RSU 5 (Freeport)	16,120	7,042	1,607	1,204	2,135	3,322	810	1,991.00
Cape Elizabeth	15,667	8,205	1,589	1,160	2,161	2,240	312	1,576.00
Westbrook	15,546	7,363	1,185	1,185	1,899	3,914	-	2,444.00
Yarmouth	15,150	7,509	1,526	1,199	2,206	1,889	821	1,608.00
State Average	14,569	6,398	1,206	1,221	2,456	2,483	804	178,242.00
RSU 14 (Windham/Raymond)	13,990	5,599	1,296	1,269	2,301	2,734	791	3,143.00
Gorham	13,785	6,577	1,107	1,138	1,985	2,015	962	2,777.00

PER PUPIL EXPENDITURES BY EXPENSE TYPE
10-YEAR DATA HISTORY FROM STATE DEPARTMENT OF EDUCATION

Sorted by total cost figures, high to low

2019-20

DISTRICT	TOTAL PER PUPIL COSTS	DIRECT STUDENT INSTRUCTION	STUDENT/STAFF SUPPORT	SCHOOL/SYSTEM ADMINISTRATION	SPECIAL EDUCATION	TRANSPORTATION/FACILITIES	DEBT SERVICE	STUDENT COUNT
Falmouth	18,288	8,375	1,740	1,221	2,764	2,171	2,017	2,084.00
RSU 21 (Kennebunk)	17,974	7,318	1,206	1,269	2,882	2,825	2,473	2,615.00
RSU 51 (Cumberland/N. Yarmouth)	17,657	7,928	1,425	1,135	2,978	2,886	1,306	2,121.00
South Portland	16,986	7,437	1,061	1,384	3,247	2,435	1,422	2,959.00
Scarborough	16,462	7,416	1,611	972	3,011	1,696	1,756	2,992.00
Westbrook	16,411	7,611	1,260	1,211	2,197	2,057	2,076	2,413.00
Cape Elizabeth	16,282	8,501	1,675	1,197	2,169	2,441	299	1,575.00
RSU 5 (Freeport)	16,223	7,307	1,647	1,244	2,053	3,185	786	2,012.00
Yarmouth	15,049	7,495	1,379	1,185	2,294	1,840	856	1,660.00
State Average	14,944	6,539	1,227	1,254	2,582	2,441	900	177,978.00
RSU 14 (Windham/Raymond)	14,371	5,775	1,175	1,279	2,599	2,782	760	3,183.00
Gorham	14,263	6,645	1,199	1,232	2,180	2,053	955	2,790.00

2020-21

DISTRICT	TOTAL PER PUPIL COSTS	DIRECT STUDENT INSTRUCTION	STUDENT/STAFF SUPPORT	SCHOOL/SYSTEM ADMINISTRATION	SPECIAL EDUCATION	TRANSPORTATION/FACILITIES	DEBT SERVICE	STUDENT COUNT
Falmouth	19,170	9,096	1,778	1,336	2,972	2,356	1,633	2,006.00
RSU 21 (Kennebunk)	18,771	7,745	1,279	1,306	3,017	2,889	2,535	2,484.00
RSU 51 (Cumberland/N. Yarmouth)	18,435	8,156	1,559	1,323	3,019	2,867	1,511	2,089.00
Cape Elizabeth	18,034	9,504	1,842	1,354	2,347	2,647	340	1,499.00
Scarborough	17,554	7,942	1,730	1,041	3,226	1,821	1,794	2,867.00
South Portland	17,313	7,660	1,070	1,466	3,260	2,452	1,405	2,911.00
Westbrook	17,122	7,780	1,238	1,429	2,464	2,083	2,129	2,344.00
Yarmouth	16,476	8,126	1,390	1,316	2,529	1,872	1,243	1,633.00
State Average	15,648	6,794	1,281	1,341	2,732	2,531	969	170,470.00
Gorham	15,272	7,142	1,274	1,226	2,378	2,314	937	2,735.00
RSU 5 (Freeport)	15,231	6,912	1,383	1,325	1,936	2,942	733	1,947.00
RSU 14 (Windham/Raymond)	15,158	6,357	1,212	1,276	2,620	3,071	622	3,152.00

PER PUPIL EXPENDITURES BY EXPENSE TYPE
10-YEAR DATA HISTORY FROM STATE DEPARTMENT OF EDUCATION

Sorted by total cost figures, high to low

2021-22

DISTRICT	TOTAL PER PUPIL COSTS	DIRECT STUDENT INSTRUCTION	STUDENT/STAFF SUPPORT	SCHOOL/SYSTEM ADMINISTRATION	SPECIAL EDUCATION	TRANSPORTATION/FACILITIES	DEBT SERVICE	STUDENT COUNT
RSU 21 (Kennebunk)	20,799	8,475	1,666	1,482	3,054	3,640	2,482	2,435.00
Cape Elizabeth	20,479	10,259	2,804	1,412	2,607	3,102	296	1,485.00
Falmouth	20,411	9,446	2,006	1,408	3,239	2,404	1,908	1,998.00
RSU 51 (Cumberland/N. Yarmouth)	19,298	8,694	1,479	1,302	3,117	3,238	1,468	2,095.00
Yarmouth	18,885	9,075	1,700	1,593	2,650	2,282	1,585	1,592.00
Scarborough	18,751	8,506	1,877	1,082	3,352	2,016	1,918	2,873.00
Westbrook	17,500	8,025	1,382	1,493	2,485	2,275	1,839	2,359.00
South Portland	16,914	6,915	1,155	1,525	3,150	2,745	1,424	2,887.00
RSU 5 (Freeport)	16,631	7,761	1,669	1,382	2,187	3,025	608	1,990.00
State Average	16,248	7,007	1,344	1,396	2,820	2,746	936	171,218.00
RSU 14 (Windham/Raymond)	15,888	6,492	1,431	1,346	2,679	3,339	602	3,138.00
Gorham	15,814	7,330	1,307	1,310	2,539	2,339	988	2,751.00

2022-23

DISTRICT	TOTAL PER PUPIL COSTS	DIRECT STUDENT INSTRUCTION	STUDENT/STAFF SUPPORT	SCHOOL/SYSTEM ADMINISTRATION	SPECIAL EDUCATION	TRANSPORTATION/FACILITIES	DEBT SERVICE	STUDENT COUNT
RSU 21 (Kennebunk)	22,784	8,746	1,737	2,809	3,793	3,598	2,099	2,427.00
Falmouth	21,692	10,002	2,328	1,594	3,690	2,656	1,421	1,982.00
Yarmouth	20,152	9,768	1,773	1,502	2,994	2,561	1,554	1,656.00
RSU 51 (Cumberland/N. Yarmouth)	19,980	9,091	1,551	1,421	3,266	3,262	1,388	2,148.00
Cape Elizabeth	19,895	10,006	2,018	1,475	2,790	3,329	278	1,509.00
Scarborough	19,531	8,923	1,943	1,121	3,693	2,047	1,805	2,888.00
South Portland	19,348	8,356	1,271	1,579	3,580	2,651	1,911	3,074.00
Westbrook	18,599	8,471	1,428	1,815	2,853	2,272	1,762	2,319.00
State Average	17,655	7,544	1,446	1,548	3,148	3,012	957	166,797.00
Gorham	16,926	7,682	1,439	1,445	2,857	2,368	1,135	2,723.00
RSU 5 (Freeport)	16,757	7,939	1,636	1,384	2,366	2,859	571	2,069.00
RSU 14 (Windham/Raymond)	16,236	6,678	1,428	1,381	2,784	3,396	568	3,188.00

PER PUPIL EXPENDITURES BY EXPENSE TYPE
10-YEAR DATA HISTORY FROM STATE DEPARTMENT OF EDUCATION

Sorted by total cost figures, high to low

2023-24

DISTRICT	TOTAL PER PUPIL COSTS	DIRECT STUDENT INSTRUCTION	STUDENT/STAFF SUPPORT	SCHOOL/SYSTEM ADMINISTRATION	SPECIAL EDUCATION	TRANSPORTATION/FACILITIES	DEBT SERVICE	STUDENT COUNT
Falmouth	23,834	11,009	1,946	1,701	4,887	2,901	1,390	1,978.00
South Portland	22,560	9,194	1,464	1,871	4,065	2,999	2,968	2,937.00
RSU 21 (Kennebunk)	22,340	9,322	1,806	1,792	3,873	3,493	2,055	2,399.00
Cape Elizabeth	21,703	10,670	2,430	1,482	2,982	3,877	262	1,525.00
Yarmouth	21,678	10,634	1,938	1,725	3,285	2,541	1,555	1,634.00
RSU 51 (Cumberland/N. Yarmouth)	21,155	9,652	1,614	1,534	3,819	3,183	1,353	2,189.00
Scarborough	20,944	9,549	2,063	1,197	4,010	2,202	1,922	2,853.00
Westbrook	20,176	8,984	1,600	1,886	3,153	2,772	1,782	2,288.00
State Average	18,316	7,735	1,509	1,578	3,365	3,136	994	170,519.00
RSU 5 (Freeport)	18,029	8,551	1,868	1,492	2,385	3,188	545	2,089.00
RSU 14 (Windham/Raymond)	17,177	7,029	1,551	1,469	2,894	3,682	552	3,130.00
Gorham	16,661	7,840	1,403	1,421	2,812	2,381	803	2,838.00

2024-25

DISTRICT	TOTAL PER PUPIL COSTS	DIRECT STUDENT INSTRUCTION	STUDENT/STAFF SUPPORT	SCHOOL/SYSTEM ADMINISTRATION	SPECIAL EDUCATION	TRANSPORTATION/FACILITIES	DEBT SERVICE	STUDENT COUNT
Falmouth	25,468	11,543	2,113	2,580	4,747	3,127	1,358	1,971.00
South Portland	25,047	10,366	1,725	2,216	4,604	3,245	2,891	2,810.00
RSU 21 (Kennebunk)	23,866	9,928	1,779	2,007	4,385	3,812	1,956	2,380.00
Yarmouth	23,740	11,717	2,121	1,669	3,805	2,896	1,532	1,634.00
Cape Elizabeth	23,428	11,408	2,626	1,727	3,152	4,364	150	1,497.00
Westbrook	22,291	9,791	1,736	2,088	3,727	3,217	1,731	2,288.00
Scarborough	22,133	10,025	2,209	1,207	4,519	2,461	1,712	2,860.00
RSU 51 (Cumberland/N. Yarmouth)	22,054	9,874	1,766	1,620	3,966	3,542	1,287	2,228.00
RSU 5 (Freeport)	20,344	9,735	2,175	1,744	2,863	3,272	555	2,001.00
State Average	19,804	8,306	1,657	1,708	3,747	3,374	1,012	168,611.00
RSU 14 (Windham/Raymond)	18,664	7,839	1,685	1,530	3,127	4,065	417	3,083.00
Gorham	18,071	8,441	1,350	1,531	3,120	2,629	1,002	2,815.00

TOTAL SCHOOL EXPENDITURES BY EXPENSE TYPE

Sorted by 2024-25 figures, high to low

DIRECT STUDENT INSTRUCTION										
DISTRICT	2015-16	2016-17	2017-18	2018-19	2019-20	2020-21	2021-22	2022-23	2023-24	2024-25
Yarmouth	6,891	7,094	7,247	7,509	7,495	8,126	9,075	9,768	10,634	11,717
Falmouth	7,076	7,559	7,893	7,963	8,375	9,096	9,446	10,002	11,009	11,543
Cape Elizabeth	7,141	7,540	7,889	8,205	8,501	9,504	10,259	10,006	10,670	11,408
South Portland	6,118	6,384	6,682	7,025	7,437	7,660	6,915	8,356	9,194	10,366
Scarborough	6,321	6,802	7,093	7,179	7,416	7,942	8,506	8,923	9,549	10,025
RSU 21 (Kennebunk)	6,686	6,750	6,928	7,193	7,318	7,745	8,475	8,746	9,322	9,928
RSU 51 (Cumberland/N. Yarmouth)	7,536	7,617	8,063	7,903	7,928	8,156	8,694	9,091	9,652	9,874
Westbrook	5,821	6,016	6,488	7,363	7,611	7,780	8,025	8,471	8,984	9,791
RSU 5 (Freeport)	6,711	6,889	6,990	7,042	7,307	6,912	7,761	7,939	8,551	9,735
Gorham	6,051	6,264	6,523	6,577	6,645	7,142	7,330	7,682	7,840	8,441
State Average	5,828	6,026	6,148	6,398	6,539	6,794	7,007	7,544	7,735	8,306
RSU 14 (Windham/Raymond)	5,265	5,586	5,631	5,599	5,775	6,357	6,492	6,678	7,029	7,839

STUDENT/STAFF SUPPORT										
DISTRICT	2015-16	2016-17	2017-18	2018-19	2019-20	2020-21	2021-22	2022-23	2023-24	2024-25
Cape Elizabeth	1,372	1,459	1,526	1,589	1,675	1,842	2,804	2,018	2,430	2,626
Scarborough	1,347	1,476	1,505	1,533	1,611	1,730	1,877	1,943	2,063	2,209
RSU 5 (Freeport)	1,417	1,514	1,523	1,607	1,647	1,383	1,669	1,636	1,868	2,175
Yarmouth	1,276	1,352	1,457	1,526	1,379	1,390	1,700	1,773	1,938	2,121
Falmouth	1,439	1,543	1,560	1,607	1,740	1,778	2,006	2,328	1,946	2,113
RSU 21 (Kennebunk)	1,213	1,267	1,361	1,428	1,206	1,279	1,666	1,737	1,806	1,779
RSU 51 (Cumberland/N. Yarmouth)	1,339	1,479	1,456	1,606	1,425	1,559	1,479	1,551	1,614	1,766
Westbrook	912	1,047	1,181	1,185	1,260	1,238	1,382	1,428	1,600	1,736
South Portland	1,198	1,268	1,332	1,156	1,061	1,070	1,155	1,271	1,464	1,725
RSU 14 (Windham/Raymond)	1,138	1,159	1,287	1,296	1,175	1,212	1,431	1,428	1,551	1,685
State Average	1,062	1,113	1,154	1,206	1,227	1,281	1,344	1,446	1,509	1,657
Gorham	971	1,012	1,095	1,107	1,199	1,274	1,307	1,439	1,403	1,350

TOTAL SCHOOL EXPENDITURES BY EXPENSE TYPE

Sorted by 2024-25 figures, high to low

SCHOOL/SYSTEM ADMINISTRATION										
DISTRICT	2015-16	2016-17	2017-18	2018-19	2019-20	2020-21	2021-22	2022-23	2023-24	2024-25
Falmouth	989	1,018	1,073	1,074	1,221	1,336	1,408	1,594	1,701	2,580
South Portland	1,192	1,262	1,342	1,356	1,384	1,466	1,525	1,579	1,871	2,216
Westbrook	1,146	1,117	1,107	1,185	1,211	1,429	1,493	1,815	1,886	2,088
RSU 21 (Kennebunk)	994	1,081	1,080	1,196	1,269	1,306	1,482	2,809	1,792	2,007
RSU 5 (Freeport)	1,124	1,174	1,176	1,204	1,244	1,325	1,382	1,384	1,492	1,744
Cape Elizabeth	1,126	1,172	1,181	1,160	1,197	1,354	1,412	1,475	1,482	1,727
State Average	1,088	1,133	1,171	1,221	1,254	1,341	1,396	1,548	1,578	1,708
Yarmouth	1,125	1,172	1,190	1,199	1,185	1,316	1,593	1,502	1,725	1,669
RSU 51 (Cumberland/N. Yarmouth)	1,050	1,173	1,169	1,164	1,135	1,323	1,302	1,421	1,534	1,620
Gorham	1,074	1,067	1,141	1,138	1,232	1,226	1,310	1,445	1,421	1,531
RSU 14 (Windham/Raymond)	1,075	1,112	1,234	1,269	1,279	1,276	1,346	1,381	1,469	1,530
Scarborough	864	914	971	992	972	1,041	1,082	1,121	1,197	1,207

SPECIAL EDUCATION										
DISTRICT	2015-16	2016-17	2017-18	2018-19	2019-20	2020-21	2021-22	2022-23	2023-24	2024-25
Falmouth	1,984	2,210	2,388	2,637	2,764	2,972	3,239	3,690	4,887	4,747
South Portland	2,723	2,867	3,045	3,172	3,247	3,260	3,150	3,580	4,065	4,604
Scarborough	2,239	2,326	2,533	2,786	3,011	3,226	3,352	3,693	4,010	4,519
RSU 21 (Kennebunk)	2,496	2,645	2,820	2,834	2,882	3,017	3,054	3,793	3,873	4,385
RSU 51 (Cumberland/N. Yarmouth)	2,784	2,773	2,986	2,954	2,978	3,019	3,117	3,266	3,819	3,966
Yarmouth	2,031	2,146	2,158	2,206	2,294	2,529	2,650	2,994	3,285	3,805
State Average	2,064	2,201	2,319	2,456	2,582	2,732	2,820	3,148	3,365	3,747
Westbrook	1,653	1,723	1,802	1,899	2,197	2,464	2,485	2,853	3,153	3,727
Cape Elizabeth	1,840	1,999	2,009	2,161	2,169	2,347	2,607	2,790	2,982	3,152
RSU 14 (Windham/Raymond)	1,980	2,025	2,275	2,301	2,599	2,620	2,679	2,784	2,894	3,127
Gorham	1,911	1,807	1,897	1,985	2,180	2,378	2,539	2,857	2,812	3,120
RSU 5 (Freeport)	2,067	2,130	2,191	2,135	2,053	1,936	2,187	2,366	2,385	2,863

TOTAL SCHOOL EXPENDITURES BY EXPENSE TYPE

Sorted by 2024-25 figures, high to low

TRANSPORTATION/FACILITIES										
DISTRICT	2015-16	2016-17	2017-18	2018-19	2019-20	2020-21	2021-22	2022-23	2023-24	2024-25
Cape Elizabeth	2,267	2,317	2,424	2,240	2,441	2,647	3,102	3,329	3,877	4,364
RSU 14 (Windham/Raymond)	2,262	2,334	2,379	2,734	2,782	3,071	3,339	3,396	3,682	4,065
RSU 21 (Kennebunk)	2,603	2,795	2,918	2,878	2,825	2,889	3,640	3,598	3,493	3,812
RSU 51 (Cumberland/N. Yarmouth)	2,907	2,541	2,337	2,884	2,886	2,867	3,238	3,262	3,183	3,542
State Average	2,189	2,268	2,336	2,483	2,441	2,531	2,746	3,012	3,136	3,374
RSU 5 (Freeport)	3,153	4,208	3,346	3,322	3,185	2,942	3,025	2,859	3,188	3,272
South Portland	2,181	2,188	2,396	2,485	2,435	2,452	2,745	2,651	2,999	3,245
Westbrook	3,069	3,210	3,282	3,914	2,057	2,083	2,275	2,272	2,772	3,217
Falmouth	1,858	1,939	1,949	2,008	2,171	2,356	2,404	2,656	2,901	3,127
Yarmouth	1,774	1,770	1,798	1,889	1,840	1,872	2,282	2,561	2,541	2,896
Gorham	1,872	1,929	2,052	2,015	2,053	2,314	2,339	2,368	2,381	2,629
Scarborough	1,638	1,635	1,657	1,717	1,686	1,821	2,016	2,047	2,202	2,461

DEBT SERVICE										
DISTRICT	2015-16	2016-17	2017-18	2018-19	2019-20	2020-21	2021-22	2022-23	2023-24	2024-25
South Portland	1,512	1,525	1,440	1,422	1,422	1,405	1,424	1,911	2,968	2,891
RSU 21 (Kennebunk)	1,139	1,871	2,399	2,544	2,473	2,535	2,482	2,099	2,055	1,956
Westbrook	0	0	0	0	2,076	2,129	1,839	1,762	1,782	1,731
Scarborough	1,252	1,941	1,915	1,933	1,756	1,794	1,918	1,805	1,922	1,712
Yarmouth	919	896	867	821	856	1,243	1,585	1,554	1,555	1,532
Falmouth	2,159	2,137	2,092	2,029	2,017	1,633	1,908	1,421	1,390	1,358
RSU 51 (Cumberland/N. Yarmouth)	374	1,334	1,290	1,294	1,306	1,511	1,468	1,388	1,353	1,287
State Average	709	733	734	804	900	969	936	957	994	1,012
Gorham	1,079	1,068	1,005	962	955	937	988	1,135	803	1,002
RSU 5 (Freeport)	961	892	847	810	786	733	608	571	545	555
RSU 14 (Windham/Raymond)	854	843	811	791	760	622	602	568	552	417
Cape Elizabeth	413	325	314	312	299	340	296	278	262	150

SCHOOL FUND BALANCE – YEAR END SURPLUS

Why is unassigned fund balance desirable?

Most school districts, like most businesses, strive to end each fiscal year with a budget-to-actual surplus. School districts cannot legally spend more than the amount approved by voters in the yearly budget referendum, so school leaders always work to come in under budget as we manage expenses throughout the fiscal year. In the past we would typically generate a few hundred thousand dollars in General Fund surplus each year. More recently, as our overall budget has grown and we have benefited from federal revenues available during the pandemic, the surplus generated has exceeded \$2M per year. This surplus can be used to help finance the next year's budget, or can be tapped in the event of catastrophic revenue shortfalls, such as State subsidy curtailments. A healthy unassigned fund balance is also critical in establishing a favorable bond rating for the Town, and was a major factor in our ability to improve our bond rating over the past two years.

How is fund balance generated?

Some reductions from projected spending are achieved through fortunate cost shifts and program changes. In most years, savings are realized in salaries/wages and benefits through staff turnover, because new hires are usually placed on a lower salary step than veteran exiting employees. In recent years, the difficulty we've experienced in hiring for open positions and substitutes has increased budget surpluses in this area. In FY20, closure of school facilities and cancellation of programs and events led to unexpected cost savings, and in FY21 the infusion of COVID-related federal grant funds combined with these other factors to generate an even higher year-end balance.

Some reductions from projected spending are achieved through strategic efforts. In FY20, for example, spending was curtailed by both Town and School leaders amid concern about potential economic impacts as the pandemic began. Deliberate spending actions can increase our year-end budget surplus over and above the usual incremental savings achieved through careful spending in every fiscal year.

Are there guidelines for accumulation of fund balance?

The Town of Scarborough has adopted a policy of holding no less than 10% of the year's operating budget as unassigned fund balance, and a goal of holding 16.67%. Town fund balance in excess of 16.67% must be assigned to one of a number of uses per the policy. The school department, however, falls under a state statute that requires districts to use year-end surplus in excess of 9% to support the following years' operating budgets, and thus to reduce the financial impact of school spending on local and state taxpayers.

Here is the relevant clause of the State statute:

Notwithstanding any other law, general operating fund balances at the end of a school administrative unit's fiscal year must be carried forward to meet the unit's needs in the next year or over a period not to exceed 3 years. Unallocated balances in excess of 9% of the previous fiscal year's school budget must be used to reduce the state and local share of the total allocation for the purpose of computing state subsidy. School boards may carry forward unallocated balances in excess of 9% of the previous year's school budget and disburse these funds in the next year or over a period not to exceed 3 years. (20-A, M.R.S. §15689-B)

How is fund balance used?

This chart shows how we have made use of year-end surplus as non-tax revenue in recent budget cycles. Because of an unexpected increase in state funding that was received after the FY22 budget had already been approved, the Board established a School Capital Reserve Fund to provide revenue for future capital projects as determined by the Board through the annual budget process. Since then, some surplus has been allocated each year to replenish and build that fund. At the end of FY25, a new reserve fund was established to support Pre-K programming, with surplus remaining due to grant funds that became available after the budget was approved.

	FY20	FY21	FY22	FY23	FY24	FY25
FY expenditure budget (K-12 operating)	51,426,993	53,311,243	55,683,014	58,801,486	62,052,141	65,828,078
FY starting fund balance	193,322	648,587	2,049,619	2,314,022	2,186,133	2,125,999
FY surplus/deficit created	1,155,265	2,401,032	2,364,403	2,172,111	2,239,866	2,367,039
Transferred to Capital Reserve Fund	0	0	(600,000)	(800,000)	(800,000)	(700,000)
Transferred to Pre-K Reserve Fund	0	0	0	0	0	(156,526)
Allocated to next FY revenue	(700,000)	(1,000,000)	(1,500,000)	(1,500,000)	(1,500,000)	(1,500,000)
FY ending fund balance	648,587	2,049,619	2,314,022	2,186,133	2,125,999	2,136,512
\$ change from prior year	455,265	1,401,032	264,403	(127,889)	(60,134)	10,513
Year-end balance as % of FY budget	1.26%	3.84%	4.16%	3.72%	3.43%	3.25%

Conclusion

While yearly school budgeting and expenditures are often driven by economic conditions outside the control of school leaders, striving to end the year with a budget-to-actual surplus is an essential element of fiscal management. A healthy school fund balance is a responsible financial goal and an asset to the community.



SPS Enrollment Summary

2015-2033

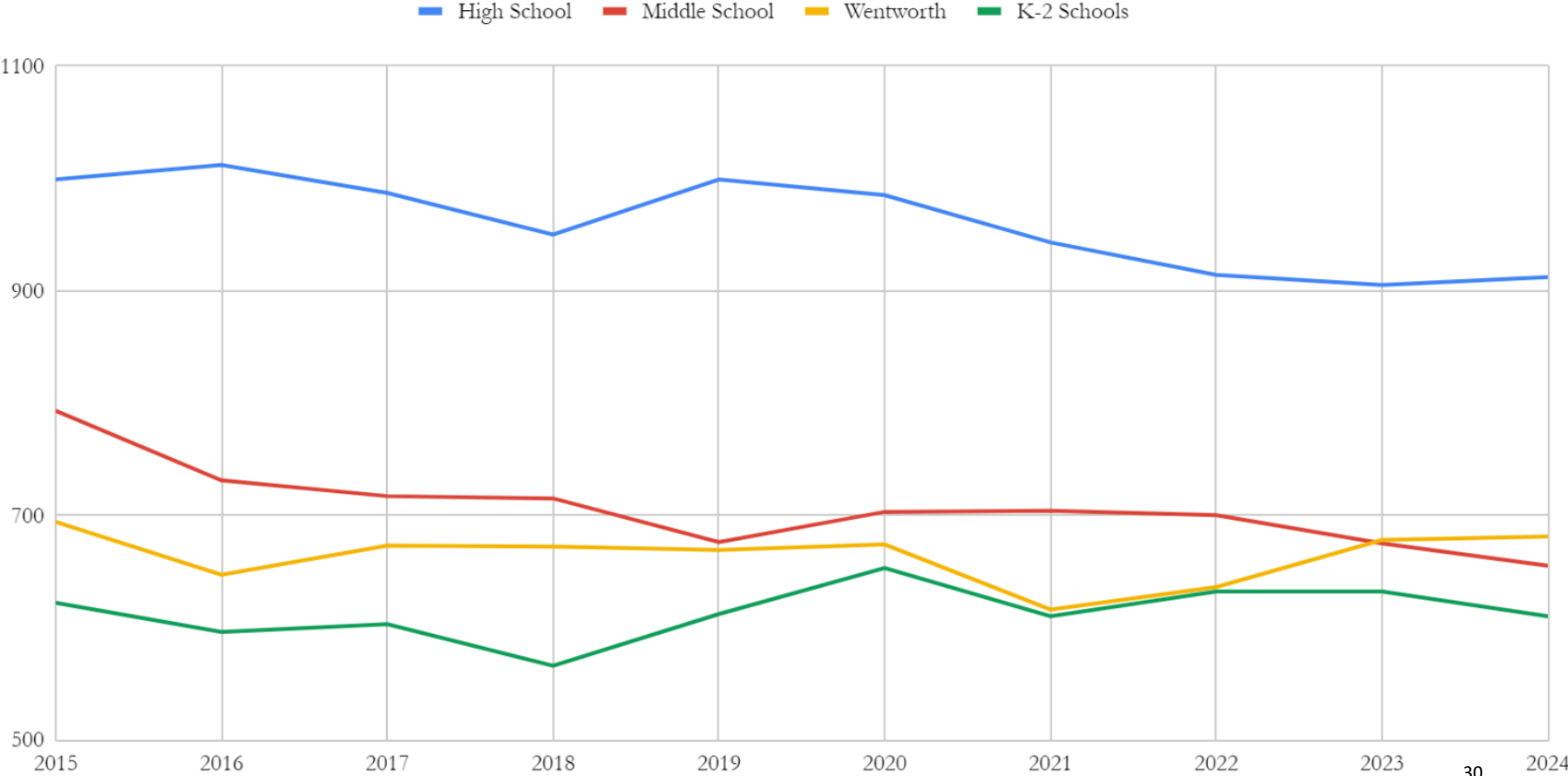
PAST

Historical Enrollment Trends
2015-January 2024

Historical Enrollment by Phase Level: 2015 - January 2024										
	2015	2016	2017	2018	2019	2020	2021	2022	2023	2024
High School	999	1012	987	950	999	985	943	914	905	912
Middle School	793	731	717	715	676	703	704	700	675	655
Wentworth	694	647	673	672	669	674	616	636	678	681
K-2 Schools	622	596	603	566	612	653	610	632	632	610
District	3108	2986	2980	2903	2956	3015	2873	2884	2890	2858

Historical enrollment trend data above is depicted in the line graph on the next page.

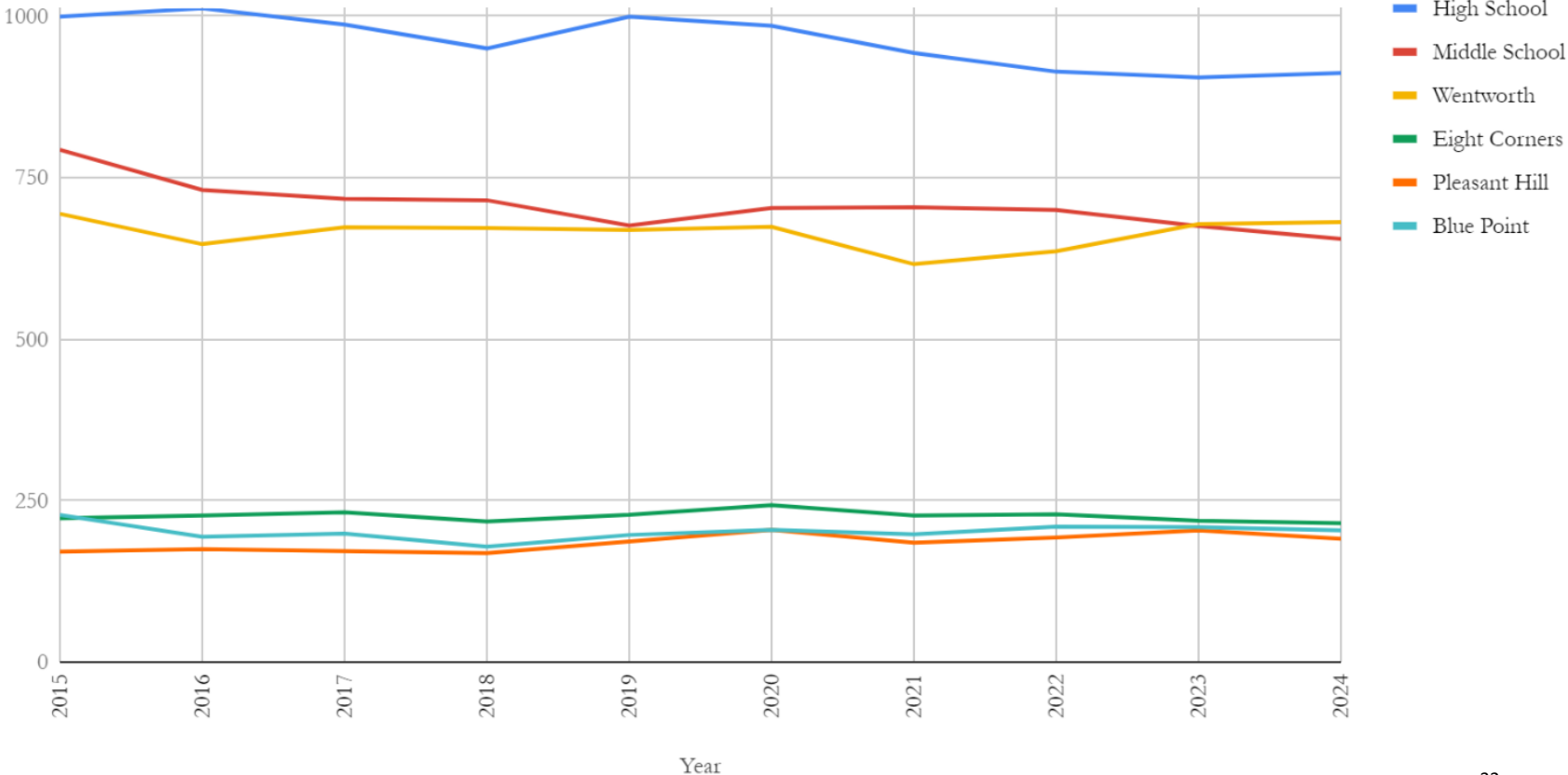
Enrollment by Phase Level



Historical Enrollment by School: 2015 - January 2024										
	2015	2016	2017	2018	2019	2020	2021	2022	2023	2024
High School	999	1012	987	950	999	985	943	914	905	912
Middle School	793	731	717	715	676	703	704	700	675	655
Wentworth	694	647	673	672	669	674	616	636	678	681
Eight Corners	223	227	232	218	228	243	227	229	219	215
Pleasant Hill	171	175	172	169	187	205	185	193	204	191
Blue Point	228	194	199	179	197	205	198	210	209	204

Historical enrollment trend data above is depicted in the line graph on the next page.

Enrollment by School



PRESENT (2023/2024)

A comparison between actual enrollment (recorded monthly), and projected enrollment as presented in the 2023 Wandell Enrollment Study.

Projected Enrollment vs. Actual: January 2024

	K	1st	2nd	3rd	4th	5th	6th	7th	8th	9th	10th	11th	12th	District Total
Proj	193	230	223	213	247	224	222	222	202	237	246	211	235	2896
Actual	195	208	207	214	239	225	218	225	208	236	237	213	224	2858
Diff	2	-22	-16	1	-8	1	-4	3	6	-1	-9	2	-11	-38

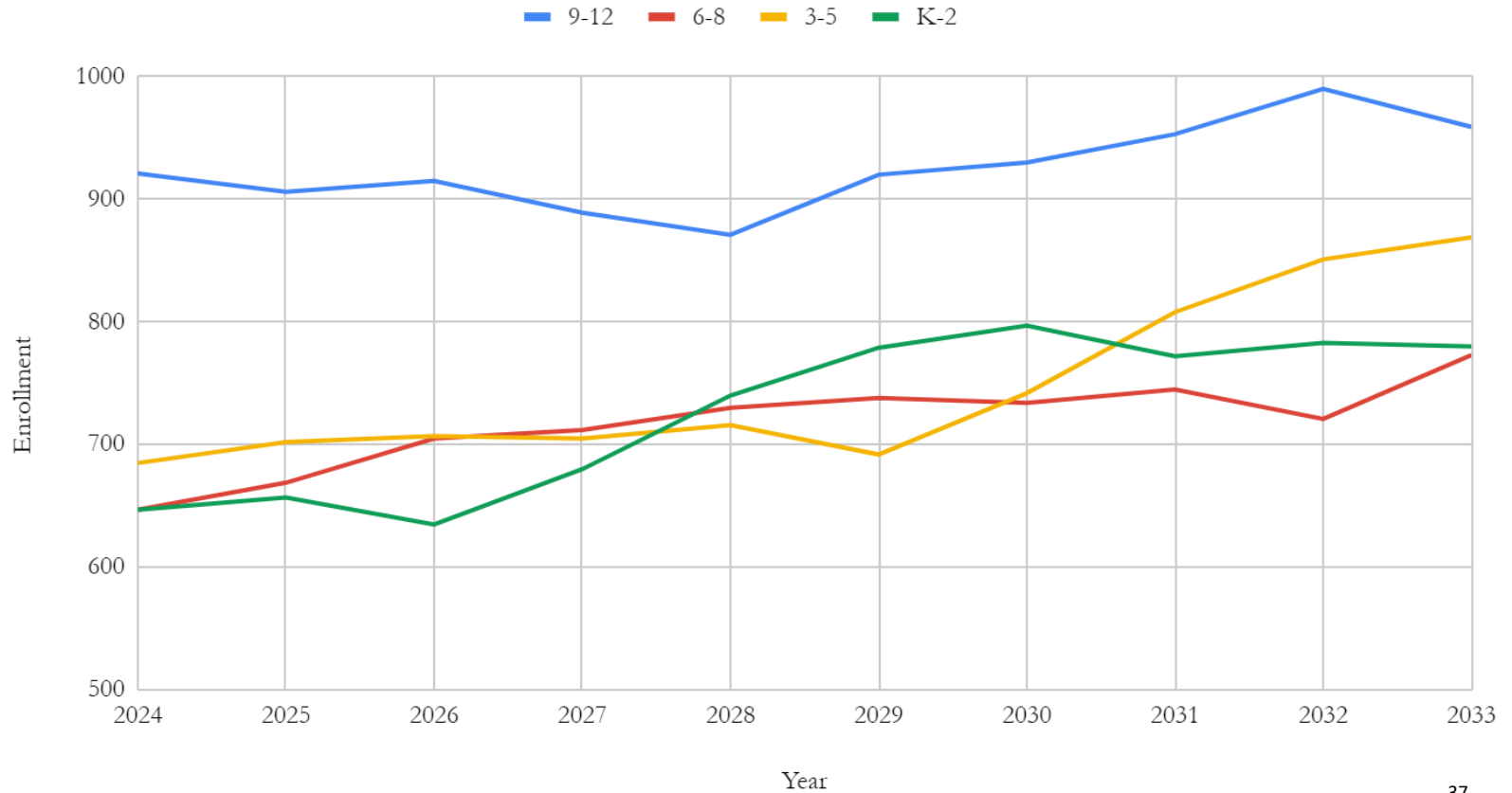
FUTURE

Enrollment Projection Summary using the Best Fit + COVID Adjustment model outlined in the Wandell Enrollment Study presented in February 2023: 2024 - 2033.

Best Fit + COVID ADJUSTMENT Projection										
	2024	2025	2026	2027	2028	2029	2030	2031	2032	2033
9-12	920	905	914	888	870	919	929	952	989	958
6-8	646	668	704	711	729	737	733	744	720	772
3-5	684	701	706	704	715	691	741	807	850	868
K-2	646	656	634	679	739	778	796	771	782	779
District	2896	2930	2958	2982	3053	3125	3199	3274	3341	3377

Projected enrollment trend data above is depicted in the line graph on the next page.

Best Fit + COVID ADJUSTMENT Projection by Phase



Births in Scarborough vs. K Enrollment					
Birth Year	Births	K Year	K Enrollment	In-migration	Ratio
2006-2007	135	2012	202	67	1.50
2007-2008	142	2013	204	69	1.44
2008-2009	138	2014	207	69	1.50
2009-2010	129	2015	156	27	1.21
2010-2011	135	2016	193	58	1.43
2011-2012	129	2017	186	57	1.44
2012-2013	150	2018	209	59	1.39
2013-2014	167	2019	238	71	1.43
2014-2015	158	2020*	179	21	1.13
2015-2016	157	2021*	199	42	1.27
2016-2017	138	2022	218	80	1.58
2017-2018	142	2023	196	54	1.38
*COVID Year		Mean:	198.92	56.17	1.39

Kindergarten Enrollment vs. Number of Births in Scarborough

- Chart on the previous page compares 12 years of kindergarten enrollment to number of births in Scarborough.
- Annual number of births in Scarborough, from 2006 to 2018, is from Maine Division of Data, Research, and Vital Statistics (DRVS).
- When comparing the number of births in a given year to the number of Kindergartners enrolled, the number of K students exceeds the number of children born.
- The number of K students that are enrolled in Scarborough Schools are represented in the column labeled “K Enrollment”
- The column “In-migration” represents the number of K students who were NOT born in Scarborough but who moved to the community sometime before Kindergarten
- On average, the ratio of Kindergarteners enrolled to the number of children born in Scarborough is 1.39, and the average number of in-migrated students each year is 56.

Links:

[Enrollment Study](#): February 2023

Past, Present & Projected [SPS Enrollment](#) Data
Division of Data, Research and [Vital Statistics](#)



Seeking Public Input

Questions, Comments, or an Interest in Becoming Involved

Please contact:

Katie Vetro at 730-4100 or via kvetro@scarboroughschools.org

Scarborough Public Schools is Accepting ESEA Application Comments

Scarborough Public Schools accepts funding through the Elementary and Secondary Act (ESEA) of 1965. As part of ESEA, we are required to provide reasonable opportunity for public comment on the consolidated application and consider such comment prior to the submission of the application. SPS is accepting public comment on the ESEA application through July 7, 2024. Contact Katie Vetro to share your thoughts about the application's priorities.