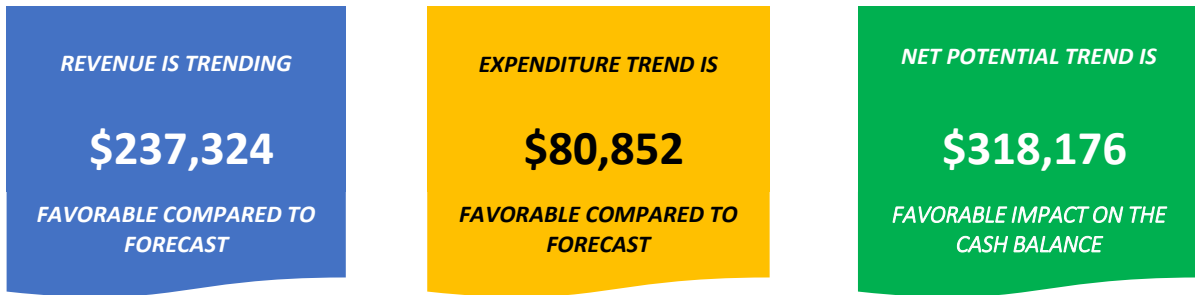


## FISCAL YEAR 2026 REVENUE, EXPENDITURES, AND CASH BALANCE ANALYSIS THROUGH

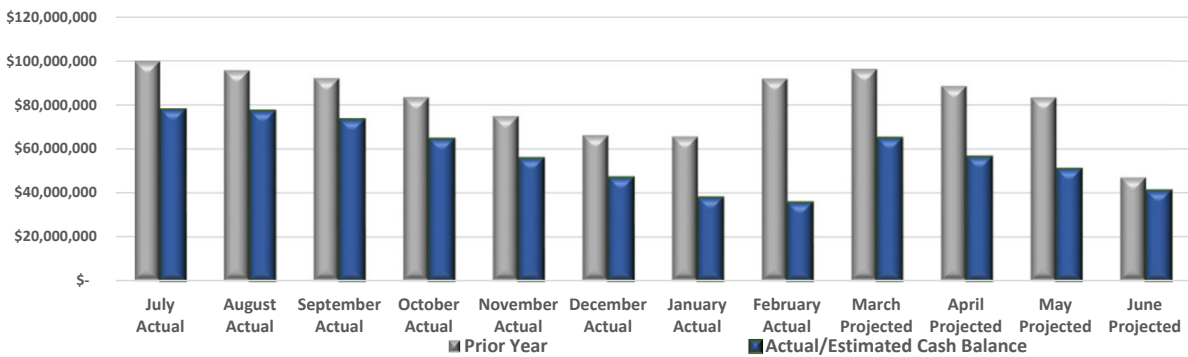
### 1. YEAR-TO-DATE ACTUALS COMPARED TO PREVIOUS YEAR



### 2. CURRENT ACTUAL/ESTIMATE TREND COMPARED TO FORECAST -- VARIANCE ANALYSIS



### 3. VARIANCE AND CASH BALANCE COMPARISON



JUNE 30 ACTUAL CASH BALANCE WAS  
**\$46,859,165**  
 AT THE END OF THE PREVIOUS FISCAL YEAR

JUNE 30 CASH BALANCE IS ESTIMATED TO BE  
**\$41,086,176**  
 AT THE END OF THE CURRENT FISCAL YEAR

# FISCAL YEAR 2026 MONTHLY REVENUE ANALYSIS - FEBRUARY

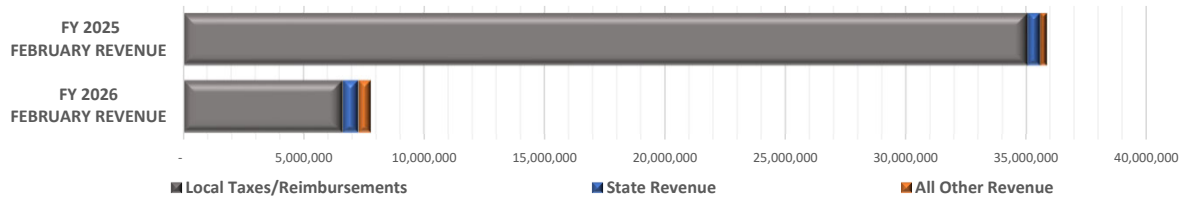
## 1. FEBRUARY REVENUE COLLECTIONS COMPARED TO PRIOR YEAR

Month to Date	Actual Revenue Collections For February	Prior Year Revenue Collections		Actual Compared to Last Year
Local Taxes/Reimbursements	6,626,810	35,061,724	●	(28,434,914)
State Revenue	641,395	518,268	●	123,127
All Other Revenue	528,179	274,322	●	253,857
<b>Total Revenue</b>	<b>7,796,384</b>	<b>35,854,314</b>	●	<b>(28,057,930)</b>

Actual revenue for the month was down

**\$28,057,930**

compared to last year.



Actual revenue for the month was down \$28,057,930 compared to last year. Categories with the largest variance included: higher real estate taxes of \$28,434,914, and higher investment earnings of \$217,324. Fiscal year-to-date results below, with additional months of revenue activity can provide more insight. Franklin County revised the due date for 1st half tax payments from January 31 to March 2nd. This revision has impacted the timing of receiving tax receipts but should not impact the overall collection for the fiscal year.

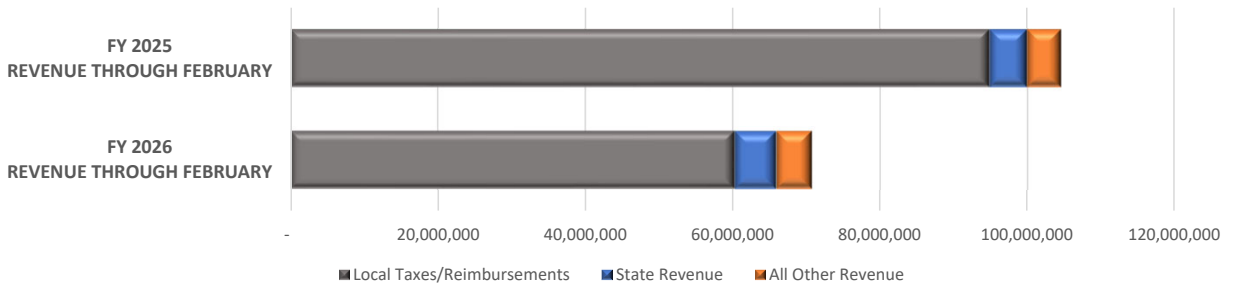
## 2. ACTUAL REVENUE RECEIVED THROUGH FEBRUARY COMPARED TO THE PRIOR YEAR

Fiscal Year to Date	Actual Revenue Collections For July - February	Prior Year Revenue Collections For July - February		Current Year Compared to Last Year
Local Taxes/Reimbursements	60,292,131	94,867,840	●	(34,575,709)
State Revenue	5,636,873	5,081,663	●	555,211
All Other Revenue	4,813,362	4,606,549	●	206,813
<b>Total Revenue</b>	<b>70,742,366</b>	<b>104,556,052</b>	●	<b>(33,813,686)</b>

TOTAL REVENUES ARE

**\$33,813,686**

LOWER THAN THE PREVIOUS YEAR



Revenue through February totaled \$70,742,366, which is -\$33,813,686 or -32.3% lower than the amount collected last year. Through February, the largest categorical variances when compared to last year, are: real estate taxes lower by -\$35,351,794, and unrestricted state aid higher by \$918,396. Franklin County revised the due date for 1st half tax payments from January 31 to March 2nd. This revision has impacted the timing of receiving tax receipts but should not impact the overall collection for the fiscal year.

## FISCAL YEAR 2026 MONTHLY EXPENDITURE ANALYSIS - FEBRUARY

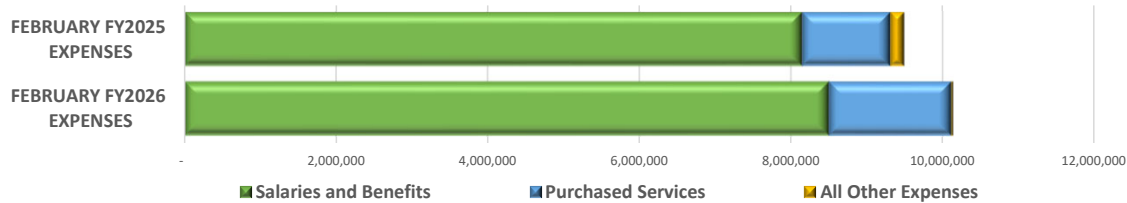
### 1. FEBRUARY EXPENDITURES COMPARED TO PRIOR YEAR

Month to Date	Actual Expenses For February	Prior Year Expenditure Incurred		Actual Compared to Last Year
Salaries and Benefits	8,499,271	8,144,786	●	<b>354,485</b>
Purchased Services	1,619,031	1,165,686	●	<b>453,344</b>
All Other Expenses	21,386	187,935	●	<b>(166,549)</b>
<b>Total Expenditures</b>	<b>10,139,688</b>	<b>9,498,407</b>	●	<b>641,281</b>

Actual expenses for the month were up

**\$641,281**

compared to last year.



Actual expenses for the month were up \$641,281 compared to last year. Categories with the largest variance included: higher certified regular salaries of \$226,706, and higher communications of \$175,110. A single month's results can be skewed compared to a prior year because of the timing when expenses are incurred. The fiscal year-to-date results, when involving additional months of expense activity can provide more insight.

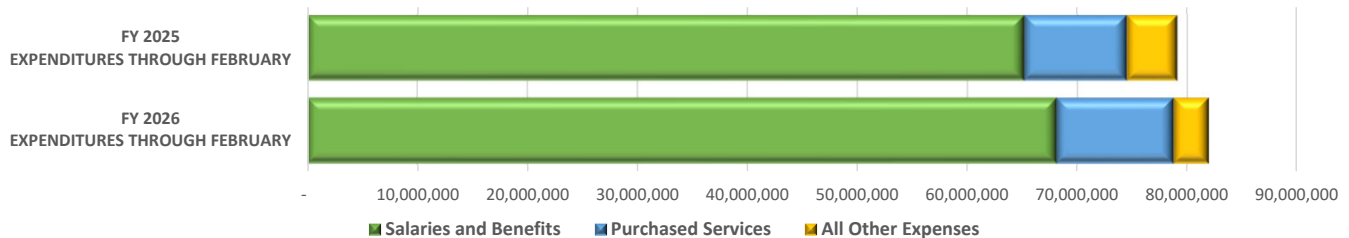
### 2. ACTUAL EXPENSES INCURRED THROUGH FEBRUARY COMPARED TO THE PRIOR YEAR

Fiscal Year to Date	Actual Expenses For July - February	Prior Year Expenditures Incurred		Actual Compared to Last Year
Salaries and Benefits	68,120,698	65,185,957	●	<b>2,934,740</b>
Purchased Services	10,647,354	9,337,865	●	<b>1,309,490</b>
All Other Expenses	3,195,977	4,576,150	●	<b>(1,380,174)</b>
<b>Total Expenditures</b>	<b>81,964,029</b>	<b>79,099,972</b>	●	<b>2,864,056</b>

TOTAL EXPENDITURES ARE

**\$2,864,056**

HIGHER THAN THE PREVIOUS YEAR



Fiscal year-to-date General Fund expenses totaled \$81,964,029 through February, which is \$2,864,056 or 3.6% higher than the amount expended last year. Through February, the largest categorical variances when compared to last year, are: certified regular salaries higher by \$1,843,445, and transfers out lower by -\$1,048,402.

## FISCAL YEAR 2026 FORECAST TREND VARIANCE ANALYSIS - JULY - FEBRUARY

### 3. REVENUE ANALYSIS

REVENUE IS TRENDING

**\$237,324**

FAVORABLE COMPARED TO FORECAST

Revenue Forecast Compare	Forecast Annual Revenue Estimates	Cash Flow Actual/Estimated Calculated Annual Amount	Current Year Forecast Compared to Actual/Estimated
Loc. Taxes/Reimbur.	113,993,612	113,992,003	(1,609)
State Revenue	8,499,166	8,601,349	102,183
All Other Revenue	7,284,539	7,421,289	136,750
<b>Total Revenue</b>	<b>129,777,317</b>	<b>130,014,641</b>	<b>237,324</b>

The top two categories (investment earnings and unrestricted state aid), represents 127.5% of the variance between current revenue estimates and the amounts projected in the five year forecast.

The total variance of \$237,324 (current revenue estimates vs. amounts projected in the five year forecast) is equal to .18% of the total Forecasted annual revenue

#### Top Forecast vs. Cash Flow Actual/Estimated Amounts

Variance Based on Actual/Estimated Annual Amount	Expected Over/(Under) Forecast
Investment Earnings	157,120
Unrestricted State Aid	145,442
Restricted State Aid	(43,259)
Student Activities	(15,001)
All Other Revenue Categories	(6,979)
<b>Total Revenue</b>	<b>237,324</b>

### 4. EXPENDITURE ANALYSIS

EXPENDITURE TREND IS

**\$80,852**

FAVORABLE COMPARED TO FORECAST

Expenditure Forecast Compare	Forecasted Annual Expenses	Cash Flow Actual/Estimated Calculated Annual Amount	Forecasted amount compared to Actual/Estimated
Salaries and Benefits	102,946,494	102,951,419	4,925
Purchased Services	16,870,634	16,879,291	8,656
All Other Expenses	16,051,355	15,956,921	(94,434)
<b>Total Expenditures</b>	<b>135,868,483</b>	<b>135,787,631</b>	<b>(80,852)</b>

The top category (health insurance) represents 197.6% of the variance between current expense estimates and the amounts projected in the five year forecast.

The total variance of \$80,852 (current expense estimates vs. amounts projected in the five year forecast) is equal to .1% of the total Forecasted annual expenses.

#### Top Forecast vs. Cash Flow Actual/Estimated Amounts

Variance Based on Actual/Estimated Annual Amount	Expected Over/(Under) Forecast
Health Insurance	159,760
All Other Salaries	(81,059)
Certified Regular Salaries	(75,601)
Pupil Transportation	(70,466)
All Other Expense Categories	(13,487)
<b>Total Expenses</b>	<b>(80,853)</b>

## Upper Arlington City Schools Cash Summary Report

Full Account Code	Description	Initial Cash	MTD Received	FYTD Received	MTD Expended	FYTD Expended	Fund Balance	Encumbrance	Unencumbered Balance
001-0000	General Fund	\$ 46,859,165.48	\$ 7,796,384.01	\$ 70,742,366.36	\$ 10,139,687.79	\$ 81,964,028.83	\$ 35,637,503.01	\$ 4,990,087.46	\$ 30,647,415.55
002-0000	Bond Retirement Fund	9,979,667.21	975,135.10	8,764,390.30	0.00	11,926,461.44	6,817,596.07	3,462,413.75	3,355,182.32
003-0000	Capital Project Fund	7,500,357.24	202,955.57	2,055,862.90	78,580.02	3,377,469.74	6,178,750.40	632,968.32	5,545,782.08
006-0000	Food Service Fund	1,964,464.31	234,403.17	2,052,855.69	279,709.98	1,885,971.84	2,131,348.16	429,753.67	1,701,594.49
006-9000	Food Service Fund	127,260.40	0.00	0.00	5,735.43	69,612.06	57,648.34	15,737.59	41,910.75
006-9001	FY26 Grow Ohio Grant	0.00	0.00	3,539.09	684.35	7,373.44	(3,834.35)	0.00	(3,834.35)
007-9000	Unclaimed Funds	8,297.24	0.00	(730.00)	0.00	0.00	7,567.24	0.00	7,567.24
007-9004	BECS Building Fund Reserve	25,674.25	7.83	636.01	0.00	0.00	26,310.26	0.00	26,310.26
007-9009	Classified Account Fund	214.59	0.00	0.00	0.00	0.00	214.59	0.00	214.59
007-9010	Barrington Fundraiser	0.00	2,263.00	5,971.00	0.00	3,708.00	2,263.00	2,262.09	0.91
007-9040	Greensview Fundraiser	0.00	2,048.90	13,007.31	2,002.24	10,958.41	2,048.90	0.00	2,048.90
007-9045	Greensview Staff/Flower Fund	150.73	0.00	2.91	0.00	0.00	153.64	0.00	153.64
007-9055	Tremont Staff Fund	611.82	9.38	108.33	0.00	40.65	679.50	0.00	679.50
007-9066	Wickliffe Flower Fund	512.34	26.27	283.73	0.00	458.38	337.69	0.00	337.69
007-9080	Hastings Flower Fund	2,626.48	135.55	731.28	0.00	2,045.11	1,312.65	166.00	1,146.65
007-9090	Jones Fundraiser	0.00	815.95	815.95	815.95	815.95	0.00	0.00	0.00
007-9091	Jones Scholarships	15,075.14	0.00	150.00	0.00	0.00	15,225.14	0.00	15,225.14
007-9110	Barrington Staff Fund	199.47	5.27	3,046.84	0.00	1,412.67	1,833.64	200.23	1,633.41
007-9170	Windermere Flower Fund	1,590.20	0.00	104.44	0.00	0.00	1,694.64	0.00	1,694.64
007-9250	Central Office Staff Fund	324.70	4.37	48.66	0.00	26.88	346.48	0.00	346.48
007-9251	Leadership Team Fund	252.07	0.00	0.00	0.00	251.98	0.09	0.00	0.09
007-9252	BECS STAFF FUND	1,360.42	32.63	228.00	0.00	439.02	1,149.40	260.98	888.42
007-9254	Operational Services Staff Fund	282.71	68.05	294.64	0.00	105.00	472.35	0.00	472.35
007-9255	Transportation Staff Fund	1,657.75	2.66	137.21	0.00	0.00	1,794.96	0.00	1,794.96
007-9256	Mincy Staff Flower Fund	258.92	0.00	0.00	0.00	129.19	129.73	0.00	129.73
007-9257	District Flower Fund	29,481.09	0.00	0.00	0.00	4,033.91	25,447.18	0.00	25,447.18
007-9259	Jones Staff Fund	271.65	14.43	154.78	0.00	188.10	238.33	0.00	238.33
007-9802	Hastings Scholarships	17,011.42	0.00	1,430.00	0.00	3,914.00	14,527.42	0.00	14,527.42
007-9804	Hastings Fundraiser	0.00	1,267.00	3,506.41	0.00	2,239.41	1,267.00	904.00	363.00
007-9904	BECS Family Fund	12,450.58	3.87	556.67	0.00	0.00	13,007.25	0.00	13,007.25
007-9999	Debi Casto UAHS Scholarship Fund	933,873.31	0.00	0.00	0.00	19,000.00	914,873.31	0.00	914,873.31
009-9010	USS Barrington	156.40	50.00	18,525.00	1,799.23	14,106.12	4,575.28	1,991.29	2,583.99
009-9040	USS Greensview	1,537.64	125.00	11,000.00	192.00	8,531.78	4,005.86	357.61	3,648.25
009-9050	USS Tremont	5,269.61	350.00	16,500.00	389.96	9,556.18	12,213.43	2,940.52	9,272.91
009-9060	USS Wickliffe	4,306.41	175.00	10,950.00	266.08	8,835.99	6,420.42	306.17	6,114.25
009-9070	USS Windermere	1,925.34	0.00	13,455.00	2,195.12	11,197.65	4,182.69	348.90	3,833.79
009-9080	USS Hastings	11,500.00	330.37	36,196.61	1,133.36	32,026.78	15,669.83	1,825.46	13,844.37
009-9090	USS Jones	11,500.00	532.00	37,792.00	1,760.84	29,128.24	20,163.76	1,973.99	18,189.77
009-9100	USS High School Workbooks	10,523.84	286.00	22,480.00	258.97	16,974.56	16,029.28	1,258.90	14,770.38

## Upper Arlington City Schools

### Cash Summary Report

Full Account Code	Description	Initial Cash	MTD Received	FYTD Received	MTD Expended	FYTD Expended	Fund Balance	Encumbrance	Unencumbered Balance
009-9102	USS High School - Art	\$ 13,798.53	\$ 8,383.00	\$ 42,409.00	\$ 2,379.96	\$ 27,843.60	\$ 28,363.93	\$ 7,187.96	\$ 21,175.97
009-9103	USS High School - Industrial Tech	2,242.48	0.00	0.00	0.00	0.00	2,242.48	0.00	2,242.48
009-9113	USS UAHS - Science	16,171.52	605.00	37,372.50	1,657.17	12,834.90	40,709.12	5,477.78	35,231.34
009-9903	Jones Life Skills Fund	2,489.59	0.00	0.00	0.00	0.00	2,489.59	0.00	2,489.59
018-9005	BECS Principal Account	2,494.44	773.15	773.15	20.00	160.00	3,107.59	60.00	3,047.59
018-9010	Barrington Principal Fund	10,327.39	300.00	11,336.00	18.98	7,091.59	14,571.80	121.95	14,449.85
018-9040	Greensview Principal Fund	24,996.36	0.00	413.37	25.11	4,382.37	21,027.36	435.81	20,591.55
018-9050	Tremont Principal Fund	4,135.20	8.00	13,223.00	260.28	10,593.69	6,764.51	1,164.35	5,600.16
018-9060	Wickliffe Principal Fund	9,092.59	0.00	0.00	0.00	270.62	8,821.97	0.00	8,821.97
018-9065	Wickliffe Artist off Campus	3,500.00	0.00	0.00	0.00	0.00	3,500.00	0.00	3,500.00
018-9070	Windermere Principal Fund	17,576.48	0.00	2,636.63	0.00	6,613.21	13,599.90	0.00	13,599.90
018-9080	Hastings Principal Fund	13,008.02	4,987.00	15,617.06	(236.01)	6,919.72	21,705.36	1,233.97	20,471.39
018-9090	Jones Principal Fund	3,766.83	0.00	75.20	340.77	1,811.40	2,030.63	1,494.72	535.91
018-9100	High School Principal Fund	46,700.88	1,003.87	30,064.83	522.96	15,252.24	61,513.47	3,432.61	58,080.86
018-9101	PHYSICS TRIP	3,660.64	0.00	0.00	0.00	0.00	3,660.64	0.00	3,660.64
018-9105	Transcript Process	75,140.43	1,594.38	13,447.94	258.89	1,197.36	87,391.01	1,581.00	85,810.01
018-9110	HS AP Fund	96,238.11	45.00	1,648.00	795.00	15,444.25	82,441.86	2,080.04	80,361.82
018-9112	HUB Principal Fund	500.00	0.00	0.00	0.00	75.35	424.65	0.00	424.65
018-9252	Career Education Fund	27,394.27	0.00	0.00	0.00	2,700.00	24,694.27	0.00	24,694.27
019-9000	EF Tours	6,572.76	1,646.02	11,111.06	0.00	8,689.26	8,994.56	0.00	8,994.56
019-9001	DRA	234,756.68	3,240.49	5,745.88	0.00	(4,595.00)	245,097.56	0.00	245,097.56
019-9003	Class Gifts	21,181.72	0.00	1,783.54	0.00	0.00	22,965.26	0.00	22,965.26
019-9005	Greensview UAEF Grant	0.00	0.00	25,571.37	2,175.00	22,175.00	3,396.37	2,304.00	1,092.37
019-9006	Scotland Exchange Program	4,453.90	0.00	2,000.00	0.00	619.50	5,834.40	0.00	5,834.40
019-9007	French Exchange Program	3,726.55	0.00	0.00	0.00	0.00	3,726.55	0.00	3,726.55
019-9012	Barrington UAEF Grants	0.00	0.00	1,000.00	0.00	0.00	1,000.00	0.00	1,000.00
019-9050	Tremont UAEF Grants	0.00	0.00	4,245.50	0.00	0.00	4,245.50	0.00	4,245.50
019-9066	Wickliffe UAEF Grant	0.00	0.00	1,000.00	0.00	0.00	1,000.00	0.00	1,000.00
019-9081	FOSTER FAMILY	0.00	0.00	11,600.00	0.00	2,917.82	8,682.18	0.00	8,682.18
019-9100	Conley Media Literacy Fund	1,740.95	0.00	0.00	92.03	1,740.95	0.00	0.00	0.00
019-9101	UAHS Athletic Complex	48,580.52	0.00	1,230.94	0.00	0.00	49,811.46	7,837.50	41,973.96
019-9103	UA Rotary Foundation Fund	342.03	0.00	0.00	0.00	0.00	342.03	0.00	342.03
019-9105	Auditorium - UAHS	250,492.43	0.00	7,355.15	476.96	4,410.94	253,436.64	500.00	252,936.64
019-9110	HIGH SCHOOL UAEF GRANT	0.00	6,000.00	10,500.00	1,000.00	4,500.00	6,000.00	6,000.00	0.00
019-9112	Excellence Activities	285.10	0.00	0.00	0.00	0.00	285.10	0.00	285.10
019-9116	Digital Conversion Protection Plan	187,877.49	780.00	141,501.00	2,782.54	175,250.49	154,128.00	0.00	154,128.00
019-9200	Grant/ Advertising - First Merchants	250.01	0.00	0.00	0.00	0.00	250.01	0.00	250.01
019-9203	Pepsi/Other	59,047.57	0.00	0.00	0.00	0.00	59,047.57	0.00	59,047.57

## Upper Arlington City Schools Cash Summary Report

Full Account Code	Description	Initial Cash	MTD Received	FYTD Received	MTD Expended	FYTD Expended	Fund Balance	Encumbrance	Unencumbered Balance
019-9700	Windermere UAEF Grant	\$ 0.00	\$ 0.00	\$ 7,000.00	\$ 0.00	\$ 6,000.00	\$ 1,000.00	\$ 0.00	\$ 1,000.00
019-9801	HASTINGS AMLE GRANT	3,776.18	0.00	0.00	0.00	0.00	3,776.18	0.00	3,776.18
020-9000	School Age Child Care Fund	652,266.14	108,234.94	556,160.59	73,146.99	501,839.52	706,587.21	26,470.74	680,116.47
020-9004	BECS Early Childhood Program Fund	649,440.57	233,465.10	1,701,399.32	232,116.18	1,799,317.08	551,522.81	68,294.95	483,227.86
020-9006	Summer Academy	51,358.28	(13.14)	1,611.86	0.00	32,051.01	20,919.13	0.00	20,919.13
020-9054	Personnel Fund - Background Checks	4,962.00	1,200.00	9,888.00	0.00	21,820.00	(6,970.00)	3,142.00	(10,112.00)
022-0000	Agency Fund - UAEA	350.16	0.00	29,096.87	5,191.67	23,363.33	6,083.70	0.00	6,083.70
022-9181	UAHS Tournament Account	0.00	4,810.00	17,718.11	402.50	13,310.61	4,407.50	3,790.00	617.50
024-9001	Self Insurance - Medical	6,555,841.43	1,336,787.48	10,214,079.54	624,033.42	10,167,942.15	6,601,978.82	3,532,412.04	3,069,566.78
024-9005	Workers Compensation - Self Insurance	665,699.97	8,326.26	80,472.29	5,538.25	128,533.83	617,638.43	60,671.74	556,966.69
026-0000	Employee Benefits Fund	573,940.08	140,806.08	1,078,621.11	138,630.15	1,125,355.19	527,206.00	643,273.21	(116,067.21)
027-9017	Workers Comp (OCIP) - Self Insurance	299,886.87	6,663.00	6,663.00	0.00	406.51	306,143.36	14,959.92	291,183.44
035-0000	Termination Benefits Fund	9,301,302.04	0.00	0.00	60,675.96	2,404,189.09	6,897,112.95	2,575.19	6,894,537.76
070-9025	Capital Projects Future Fund 6/2025	14,150,000.00	0.00	0.00	0.00	0.00	14,150,000.00	0.00	14,150,000.00
070-9050	Capital Projects Fund 6/2025	3,600,000.00	0.00	0.00	0.00	0.00	3,600,000.00	0.00	3,600,000.00
070-9099	Capital Projects Reserve Fund 6/2024	4,128,976.86	29,533.43	862,329.88	0.00	0.00	4,991,306.74	0.00	4,991,306.74
070-9519	Legacy Capital Projects 4/2019	1,204,402.46	379.87	104,440.71	731.32	27,206.00	1,281,637.17	75,905.93	1,205,731.24
200-9100	High School Arlingtonian	0.00	125.00	13,979.71	2,650.00	10,600.00	3,379.71	7,950.00	(4,570.29)
200-9101	High School Key Club Fund	2,614.14	0.00	782.00	0.00	754.00	2,642.14	0.00	2,642.14
200-9102	High School Environmental Club Fund	1,376.70	0.00	0.00	0.00	0.00	1,376.70	0.00	1,376.70
200-9103	High School Norwester Fund	19,878.88	100.00	2,225.00	0.00	1,894.95	20,208.93	0.00	20,208.93
200-9104	High School Art Club	271.99	0.00	0.00	0.00	0.00	271.99	0.00	271.99
200-9105	High School Debate Fund	963.43	0.00	5,949.67	356.77	1,155.77	5,757.33	2,488.19	3,269.14
200-9106	High School Drama Club Fund	15,185.15	110.00	5,923.21	17.05	5,940.62	15,167.74	0.00	15,167.74
200-9107	High School In The Know Fund	9,563.19	0.00	0.00	0.00	9,563.19	0.00	0.00	0.00
200-9108	High School Spirit Club Fund	3,506.86	0.00	358.75	0.00	403.78	3,461.83	0.00	3,461.83
200-9109	UAHS Medical Club	856.76	0.00	0.00	0.00	380.21	476.55	0.00	476.55
200-9111	High School Student Council Fund	8,922.83	0.00	40,109.75	258.72	29,283.81	19,748.77	1,081.11	18,667.66
200-9114	High School WARL TV Fund	0.00	0.00	700.00	0.00	0.00	700.00	0.00	700.00
200-9115	Andros Island	14,099.16	9,500.00	28,500.00	432.42	5,632.37	36,966.79	97.00	36,869.79
200-9117	High School Fencing Fund	3,751.55	0.00	10,509.00	0.00	7,360.00	6,900.55	0.00	6,900.55
200-9119	High School Global Language Fund	4,737.31	0.00	0.00	0.00	0.00	4,737.31	0.00	4,737.31
200-9121	High School Tri-M Music Honor Society	2,488.05	50.00	550.00	0.00	100.00	2,938.05	0.00	2,938.05

## Upper Arlington City Schools Cash Summary Report

Full Account Code	Description	Initial Cash	MTD Received	FYTD Received	MTD Expended	FYTD Expended	Fund Balance	Encumbrance	Unencumbered Balance
200-9125	High School Photo Club Fund	\$ 679.35	\$ 0.00	\$ 0.00	\$ 0.00	\$ 679.35	\$ 0.00	\$ 0.00	\$ 0.00
200-9127	UAHS Science Fair - Olympiad	1,045.35	0.00	1,068.84	0.00	786.75	1,327.44	0.00	1,327.44
200-9128	High School JSA Club	931.66	0.00	0.00	0.00	931.66	0.00	0.00	0.00
200-9131	High School Computer Science Club	1,848.38	0.00	220.00	0.00	257.56	1,810.82	0.00	1,810.82
200-9132	High School Educators Rising	115.00	0.00	0.00	0.00	115.00	0.00	0.00	0.00
200-9160	High School Class of 2026	26,915.09	16.00	10,654.00	1,003.99	3,904.39	33,664.70	300.00	33,364.70
200-9161	High School Class of 2028	3,426.21	5,730.00	9,815.00	5,048.49	5,048.49	8,192.72	2,028.50	6,164.22
200-9165	High School Class of 2025	16,988.49	0.00	0.00	0.00	16,988.49	0.00	0.00	0.00
200-9166	High School German Club	939.09	0.00	0.00	0.00	0.00	939.09	0.00	939.09
200-9167	High School French Club	111.29	0.00	0.00	0.00	0.00	111.29	0.00	111.29
200-9169	High School Spanish Club	340.06	0.00	1,075.00	0.00	0.00	1,415.06	0.00	1,415.06
200-9170	High School Class of 2027	17,194.33	1,134.00	10,442.25	44.04	21,435.80	6,200.78	17,694.33	(11,493.55)
200-9178	High School-Class of 2029	0.00	0.00	3.71	0.00	0.00	3.71	0.00	3.71
200-9179	UAHS Engineering Club	0.00	0.00	100.00	0.00	0.00	100.00	0.00	100.00
200-9180	Class of 2026 - Senior Celebration	7,300.00	0.00	0.00	0.00	2,500.00	4,800.00	4,337.40	462.60
200-9181	Class of 2028 - Senior Celebration	10,372.00	0.00	0.00	0.00	0.00	10,372.00	0.00	10,372.00
200-9182	High School First Robotics	3,661.83	1,120.00	11,944.03	1,542.14	9,150.56	6,455.30	4,988.13	1,467.17
200-9185	Class of 2025 Senior Celebration	4,184.20	0.00	0.00	0.00	4,184.20	0.00	0.00	0.00
200-9186	Class of 2027 Senior Celebration	9,237.00	0.00	0.00	0.00	0.00	9,237.00	0.00	9,237.00
200-9199	High School Scholarship Fund	3,292.07	0.00	0.00	0.00	500.00	2,792.07	500.00	2,292.07
200-9802	Hastings Drama Club Fund	41,322.90	19,701.69	31,468.56	1,460.29	9,654.70	63,136.76	4,571.49	58,565.27
200-9804	Hastings Yearbook Fund	1,996.02	0.00	0.00	0.00	0.00	1,996.02	0.00	1,996.02
200-9806	Hastings French Club Fund	333.26	0.00	0.00	0.00	0.00	333.26	0.00	333.26
200-9807	Hastings German Club Fund	610.04	0.00	0.00	0.00	0.00	610.04	0.00	610.04
200-9808	Hastings Spanish Club Fund	114.35	0.00	0.00	0.00	0.00	114.35	0.00	114.35
200-9814	Hastings MS Literary Magazine	867.91	0.00	0.00	0.00	0.00	867.91	0.00	867.91
200-9815	Hastings MS Robotics Club	1,682.06	0.00	0.00	0.00	0.00	1,682.06	0.00	1,682.06
200-9816	Hastings Best Buddies	219.28	0.00	0.00	0.00	0.00	219.28	0.00	219.28
200-9823	Hastings Class of 2029	2.43	0.00	0.00	0.00	2.43	0.00	0.00	0.00
200-9825	Hastings Service Club Fund	72.34	0.00	0.00	0.00	0.00	72.34	0.00	72.34
200-9827	Hastings Class of 2030	5,204.41	0.00	3,575.00	0.00	0.00	8,779.41	0.00	8,779.41
200-9828	Hastings Class of 2031	2,766.34	0.00	4,200.00	0.00	0.00	6,966.34	0.00	6,966.34
200-9830	Hastings Class of 2032	0.00	0.00	4,300.00	0.00	0.00	4,300.00	0.00	4,300.00
200-9901	Jones Fall Production Fund	67,484.54	0.00	26,442.18	441.71	37,873.54	56,053.18	0.00	56,053.18
200-9904	Jones Student Council Fund	526.27	0.00	0.00	0.00	0.00	526.27	0.00	526.27
200-9905	Jones Yearbook Fund	44,661.26	0.00	0.00	0.00	705.10	43,956.16	0.00	43,956.16
200-9911	Jones German Club	205.00	0.00	0.00	0.00	0.00	205.00	0.00	205.00
200-9924	Jones Class of 2030	6,796.47	0.00	3,975.00	0.00	1,600.00	9,171.47	0.00	9,171.47

## Upper Arlington City Schools Cash Summary Report

Full Account Code	Description	Initial Cash	MTD Received	FYTD Received	MTD Expended	FYTD Expended	Fund Balance	Encumbrance	Unencumbered Balance
200-9925	Jones Class of 2029	\$ 1.28	\$ 0.00	\$ 0.00	\$ 0.00	\$ 1.28	\$ 0.00	\$ 0.00	\$ 0.00
200-9927	Jones Class of 2032	0.00	0.00	4,175.00	0.00	0.00	4,175.00	550.00	3,625.00
200-9928	Jones Class of 2031	1,195.00	0.00	4,075.00	0.00	0.00	5,270.00	4,021.65	1,248.35
300-9001	Booster/PTO Supplementals	4,722.90	47,614.86	189,891.49	0.00	96,370.18	98,244.21	0.00	98,244.21
300-9010	Barrington School Library Fund	1,495.42	0.00	0.00	55.26	375.86	1,119.56	0.00	1,119.56
300-9050	Tremont Library Fund	4,703.87	4,169.17	4,559.60	1,029.49	2,658.91	6,604.56	0.00	6,604.56
300-9060	Wickliffe Library Fund	6,067.81	40.00	2,258.00	1,960.51	2,387.18	5,938.63	1,178.42	4,760.21
300-9066	Wickliffe Playground Fund	10,156.32	0.00	0.00	0.00	480.00	9,676.32	0.00	9,676.32
300-9070	Windermere Library Fund	267.74	26.10	7,382.74	930.30	5,988.05	1,662.43	0.00	1,662.43
300-9126	High School National Art Honor Society	2,670.49	1,330.00	1,330.00	38.76	228.76	3,771.73	613.21	3,158.52
300-9129	High School Science National Honor Society	250.30	0.00	0.00	0.00	0.00	250.30	0.00	250.30
300-9130	Rise Cafe - Highschool	47,211.05	3,891.98	28,851.80	3,777.54	22,356.91	53,705.94	5,707.78	47,998.16
300-9133	High School Learning Center Fund	4,520.84	0.00	47.98	0.00	1,445.84	3,122.98	0.00	3,122.98
300-9137	High School Bear Paws Fund	2,224.05	0.00	700.00	0.00	185.06	2,738.99	0.00	2,738.99
300-9140	High School Literary Magazine Fund	6.31	0.00	0.00	0.00	6.31	0.00	0.00	0.00
300-9141	High School Store Fund	223,966.18	2,219.74	69,365.19	4,840.20	68,170.11	225,161.26	16,025.08	209,136.18
300-9143	High School Band Fund	2,663.55	100.00	4,350.00	1,604.08	2,859.08	4,154.47	1,439.57	2,714.90
300-9144	High School Orchestra Fund	3,764.60	635.76	4,560.64	2,262.54	6,257.04	2,068.20	2,040.00	28.20
300-9145	High School Athletic Fund	316,963.45	10,450.17	355,025.77	13,524.78	215,356.32	456,632.90	140,898.62	315,734.28
300-9148	UAHS Print Shop - Paw Prints	4,235.96	0.00	2,511.78	259.60	2,761.93	3,985.81	0.00	3,985.81
300-9152	High School Student Account Fund	5,000.00	444.18	1,242.54	442.00	1,240.36	5,002.18	0.00	5,002.18
300-9154	High School Vocal Music	4,208.74	0.00	1,900.00	0.00	0.00	6,108.74	2,000.00	4,108.74
300-9158	Girl Basketball Camp	1,738.12	0.00	0.00	0.00	680.66	1,057.46	0.00	1,057.46
300-9159	Wrestling Camp	1,362.38	0.00	0.00	0.00	642.50	719.88	0.00	719.88
300-9160	Girls Volleyball Camp	313.13	0.00	0.00	0.00	0.00	313.13	0.00	313.13
300-9161	Tennis Camp	2,915.76	0.00	0.00	0.00	182.39	2,733.37	0.00	2,733.37
300-9162	Baseball Camp	31,166.25	0.00	263.11	0.00	13,690.76	17,738.60	0.00	17,738.60
300-9163	Field Hockey Camp	5,928.46	0.00	8,231.45	0.00	2,512.50	11,647.41	0.00	11,647.41
300-9164	Softball Camp	8,999.25	300.00	2,850.00	0.00	8,745.44	3,103.81	0.00	3,103.81
300-9165	High School Mock Trial	928.34	300.00	300.00	0.00	365.00	863.34	195.98	667.36
300-9168	High School R&D Lab	5,636.56	0.00	0.00	0.00	992.40	4,644.16	0.00	4,644.16
300-9169	High School Ambassadors of Change	155.42	0.00	0.00	0.00	0.00	155.42	0.00	155.42
300-9170	Strength and Conditioning Camp	4,000.00	0.00	0.00	0.00	3,353.95	646.05	0.00	646.05
300-9171	Gymnastics Camp	0.00	(150.00)	3,140.00	0.00	0.00	3,140.00	0.00	3,140.00
300-9176	Track and Field Camp	585.00	0.00	0.00	0.00	0.00	585.00	0.00	585.00
300-9177	Girls Lacrosse Camp	18,719.04	0.00	2,588.00	250.00	12,104.77	9,202.27	0.00	9,202.27

## Upper Arlington City Schools Cash Summary Report

Full Account Code	Description	Initial Cash	MTD Received	FYTD Received	MTD Expended	FYTD Expended	Fund Balance	Encumbrance	Unencumbered Balance
300-9178	Swim Camp	\$ 1,800.00	\$ 0.00	\$ 0.00	\$ 0.00	\$ 1,800.00	\$ 0.00	\$ 0.00	\$ 0.00
300-9179	Water Polo Camp	2,093.00	0.00	0.00	0.00	2,882.53	(789.53)	0.00	(789.53)
300-9181	UAHS Tournament Account	0.00	0.00	0.00	(192.50)	0.00	0.00	0.00	0.00
300-9210	Barrington Field Trip	28,623.77	0.00	20,666.38	1,921.70	7,347.50	41,942.65	11,912.55	30,030.10
300-9240	Greensview Field Trip	5,668.00	0.00	15,426.56	0.00	1,346.06	19,748.50	8,021.72	11,726.78
300-9250	Tremont Field Trip	9,534.48	0.00	20,497.16	1,105.65	5,468.41	24,563.23	6,870.15	17,693.08
300-9260	Wickliffe Field Trip	2,072.28	0.00	9,365.64	0.00	1,135.50	10,302.42	1,656.68	8,645.74
300-9261	Wickliffe Field Trip Admissions	8,886.00	0.00	10,925.00	0.00	1,653.00	18,158.00	1,071.00	17,087.00
300-9270	Windermere Field Trip	912.23	3,000.00	15,535.85	225.00	2,984.50	13,463.58	7,189.59	6,273.99
300-9805	Hastings Garden Fund	6,600.45	0.00	0.00	17.05	645.57	5,954.88	0.00	5,954.88
300-9815	Hastings Athletic Fund	27,941.12	2,313.31	40,209.00	1,149.75	24,261.35	43,888.77	12,331.00	31,557.77
300-9816	Hastings/Jones DC Class Trip	29,332.31	0.00	33,000.00	0.00	4,130.10	58,202.21	0.00	58,202.21
300-9817	Hastings BEARS	394.01	0.00	71.10	0.00	47.48	417.63	0.00	417.63
300-9820	Hastings Media Center Fund	102.15	0.00	0.00	0.00	0.00	102.15	0.00	102.15
300-9821	Hastings Band Fund	3,718.77	0.00	103.00	0.00	759.80	3,061.97	200.20	2,861.77
300-9822	Hastings Ski Club Fund	36,043.36	(921.05)	36,703.95	36,662.24	46,835.97	25,911.34	15,732.00	10,179.34
300-9823	Hastings Orchestra Fund	11,242.28	101.88	7,893.32	2,538.97	7,619.77	11,515.83	562.48	10,953.35
300-9824	Hastings Vocal Music Fund	5,251.86	0.00	3,999.89	139.99	4,037.34	5,214.41	426.80	4,787.61
300-9826	Hastings 6th Grade Camp	10,775.83	0.00	70,975.00	2,119.85	62,673.25	19,077.58	0.00	19,077.58
300-9827	Hastings 7th Grade Trip	1,465.23	0.00	4,248.00	0.00	4,160.00	1,553.23	0.00	1,553.23
300-9828	Hastings 6th Grade Mentor Program	1,613.00	0.00	1,805.00	0.00	935.00	2,483.00	0.00	2,483.00
300-9909	Jones Vocal Music Fund	5,437.16	0.00	90.00	0.00	136.20	5,390.96	0.00	5,390.96
300-9910	Jones Band Fund	10,313.20	0.00	0.00	0.00	0.00	10,313.20	0.00	10,313.20
300-9911	Jones Athletic Fund	25,975.11	519.83	46,777.16	1,194.75	24,696.77	48,055.50	11,771.71	36,283.79
300-9913	Jones Ski Club Fund	84,484.79	(956.99)	43,043.01	39,931.00	51,604.22	75,923.58	18,354.00	57,569.58
300-9916	Jones Media Center Fund	2,335.33	0.00	57.00	0.00	207.45	2,184.88	0.00	2,184.88
300-9918	Jones Orchestra	8,365.95	300.00	5,855.44	132.39	2,348.60	11,872.79	101.50	11,771.29
300-9921	Jones Mentor Program Fund	1,102.00	0.00	1,655.00	0.00	914.19	1,842.81	0.00	1,842.81
300-9923	Jones - ROX	2,069.00	0.00	0.00	0.00	0.00	2,069.00	0.00	2,069.00
300-9926	Jones 6th Grade Camp	6,135.36	(935.76)	40,059.24	500.00	34,057.84	12,136.76	0.00	12,136.76
300-9927	Jones 7th Grade Camp Club	341.82	0.00	0.00	0.00	0.00	341.82	9,000.00	(8,658.18)
300-9928	Jones Track and Field Fund	7,552.69	0.00	0.00	0.00	0.00	7,552.69	0.00	7,552.69
401-9024	Auxiliary Services - St Agatha	14,369.22	0.00	56.58	0.00	14,425.80	0.00	8,157.99	(8,157.99)
401-9026	Auxiliary Services - St Agatha	0.00	101,968.11	204,505.11	10,438.42	80,468.85	124,036.26	38,091.15	85,945.11
401-9124	Auxiliary Services - St Andrews	177,109.79	0.00	697.45	0.00	177,807.24	0.00	17,007.95	(17,007.95)
401-9126	Auxiliary Services - St Andrews	0.00	212,620.34	427,144.43	5,612.75	50,792.58	376,351.85	9,446.34	366,905.51
499-9025	FY25 School Safety Grant	29,761.21	0.00	0.00	10,915.33	10,915.33	18,845.88	18,845.88	0.00
499-9026	FY26 Psych Intern Grant	0.00	0.00	8,815.71	3,727.14	16,772.13	(7,956.42)	0.00	(7,956.42)
499-9126	Career Tech Grant	0.00	0.00	115,918.25	0.00	115,918.25	0.00	0.00	0.00

## Upper Arlington City Schools Cash Summary Report

Full Account Code	Description	Initial Cash	MTD Received	FYTD Received	MTD Expended	FYTD Expended	Fund Balance	Encumbrance	Unencumbered Balance
499-9226	FY26 School Safety Grant	\$ 0.00	\$ 0.00	\$ 29,839.19	\$ 0.00	\$ 0.00	\$ 29,839.19	\$ 0.00	\$ 29,839.19
516-9025	IDEA PART B GRANTS	(68,053.87)	0.00	310,917.66	9,875.08	242,863.79	0.00	0.00	0.00
516-9026	IDEA PART B GRANTS	0.00	0.00	681,661.83	126,827.38	992,278.45	(310,616.62)	39,680.53	(350,297.15)
551-9025	LIMITED ENGLISH PROFICIENCY	(1,275.39)	0.00	3,375.98	0.00	2,100.59	0.00	0.00	0.00
551-9026	LIMITED ENGLISH PROFICIENCY	0.00	0.00	1,061.25	180.00	1,241.25	(180.00)	1,380.00	(1,560.00)
572-9025	TITLE I DISADVANTAGED CHILDREN	(9,727.80)	0.00	15,171.80	0.00	5,444.00	0.00	0.00	0.00
572-9026	TITLE I DISADVANTAGED CHILDREN	0.00	0.00	92,265.45	9,799.60	131,155.51	(38,890.06)	0.00	(38,890.06)
584-9025	TITLE IV, PART A, STUDENT SUPPORT AND ACADEMIC ENRICHMENT PROGRAMS	(688.00)	0.00	1,188.00	0.00	500.00	0.00	0.00	0.00
584-9026	TITLE IV, PART A, STUDENT SUPPORT AND ACADEMIC ENRICHMENT PROGRAMS	0.00	0.00	1,076.94	16,680.42	18,261.97	(17,185.03)	0.00	(17,185.03)
584-9124	TITLE IV, PART A, STUDENT SUPPORT AND ACADEMIC ENRICHMENT PROGRAMS	0.00	0.00	0.00	0.00	6,000.00	(6,000.00)	0.00	(6,000.00)
590-9025	IMPROVING TEACHER QUALITY	(38,878.53)	10,557.01	49,435.54	(4,436.20)	10,557.01	0.00	0.00	0.00
590-9026	IMPROVING TEACHER QUALITY	0.00	(10,557.01)	22,206.15	5,933.50	40,759.93	(18,553.78)	0.00	(18,553.78)
<b>Grand Total</b>		<b>\$ 112,115,760.29</b>	<b>\$ 11,543,958.63</b>	<b>\$ 102,202,309.29</b>	<b>\$ 11,995,477.34</b>	<b>\$ 118,866,012.24</b>	<b>\$ 95,452,057.34</b>	<b>\$ 14,476,682.02</b>	<b>\$ 80,975,375.32</b>

**Upper Arlington City Schools  
Concentration Bank Reconciliation  
February 28, 2026**

Description	Beg. Bal.	Receipts	Disburse	End. Bal.
<b>Accounts</b>				
Huntington Bank - General	3,656,959.45	9,908,112.84	10,799,876.32	2,765,195.97
Huntington Bank - Workers' Comp Acct	9,823.73	4,888.25	4,711.98	10,000.00
Star Ohio	1,777,246.85	5,179.07		1,782,425.92
Legacy Campaign	1,280,731.73			1,280,731.73
Dragonfly Pay	89,545.92			89,545.92
<b>Investments</b>				
Huntington Investment Account - General	84,346,858.91	446,462.46		84,793,321.37
Huntington Investment Account - Building	-			-
Huntington Investment Account - CP Reserve	4,958,406.11	29,533.43		4,987,939.54
Columbus Foundation Legacy Fund	5,034.10			5,034.10
<b>Outstanding Checks</b>				
Less O/S checks prior month	(221,536.32)		(221,536.32)	-
Add: O/S checks current month			262,497.31	(262,497.31)
Less: Worker's Comp O/S current Month				-
Add: Worker's Comp O/S prior Month	176.27		176.27	-
<b>Petty Cash Accounts:</b>				
Early Childhood Program Petty Cash	50.00			50.00
Food Service (H.S.) Petty Cash	10.10			10.10
UAHS Book Store Change Funds	300.00			300.00
<b>January</b>				
Deposit correction - Local Level	(30.00)	30.00		-
Deposit correction - Huntington				-
receipts				-
debits				-
<b>BANK TOTALS</b>	<b>95,903,606.85</b>	<b>10,394,176.05</b>	<b>10,845,725.56</b>	<b>95,452,057.34</b>
<b>BOOK TOTALS</b>	<b>95,903,576.05</b>	<b>11,543,958.63</b>	<b>11,995,477.34</b>	<b>95,452,057.34</b>