



HEALTH PACKET

Please complete and return the enclosed forms no later than August 24, 2026.
These forms must be received for the student to start school in September.

Forms should be returned to:

Union Catholic High School
Attn: Health Records
1600 Martine Avenue
Scotch Plains, NJ 07076

**Union Catholic High School
Health Office**

Health Forms Checklist

****All forms that require signatures should be dated on or after July 1, 2026. ****

Medication, inhalers and EpiPens can be brought to Ms. Nuwer, Director of Student Support Services, in September.

All Freshmen and Transfer Students:

- _____ Scoliosis Screening Form (Grades 9 and 11)
- _____ Preparticipation Physical Evaluation: Medical Eligibility Form
- _____ Preparticipation Physical Evaluation: Examination Form
- _____ Preparticipation Physical Evaluation: History Form
- _____ Preparticipation Physical Evaluation: Medical Eligibility Form
- _____ Preparticipation Physical Evaluation: Athletes with Disabilities Supplemental Form (if applicable)
- _____ **Immunization Record** Due at the time of Registration, if you have not already submitted, email a copy to Meg Nuwer at mnuwer@unioncatholic.org Students must be in compliance with NJ State and Roman Catholic Archdiocese of Newark guidelines.

Student Athletes: (all Health Forms must be returned to the Health Office)

- _____ Additional forms for athletes can be found under Athletic Forms on the UC athletics site:
<https://www.unioncatholicathletics.com/>

Students who require medication administration during school day:

All medications must be submitted to Ms. Nuwer. No student may bring medications to school without the following:

- _____ Medication Permission Form (dated after July 1, 2026 and signed by physician and parent)
- _____ Medication in original container (with pharmacy label including student's name)

Students who have inhalers prescribed by physician:

- _____ Asthma Treatment Plan – 2 sided form (dated and signed by physician and parent)
- _____ Inhaler in original box (with pharmacy label) If the student will carry his/her inhaler then he/she must have written permission on the Asthma Treatment Plan Form from you and the doctor to carry the inhaler.

Students who have an EpiPen:

- _____ Food Allergy Plan – 2 sided form (dated and signed by physician and parent)
- _____ EpiPen in original box (with pharmacy label) If the student will carry his/her EpiPen then he/she must have written permission on the Food Allergy Plan Form from you and the doctor to carry the EpiPen.

Union Catholic High School
Health Office

Notice of Scoliosis Screening

March 2026

Dear Parent/ Guardian:

New Jersey state law requires that we conduct a scoliosis screening program for students in grades 9 and 11.

Scoliosis is a spinal deformity in which the spine curves to the left or right. Most scoliosis curves appear just before adolescence, at a time of rapid growth of the skeleton. Many curves require no treatment but those that do may worsen if left untreated. The purpose of the screening program is to recognize scoliosis at its earliest stage.

The screening is painless, involving only inspection of the spine by a trained examiner.

You have the right to have your child excluded from the screening. Scoliosis screening is part of all school and sports physical examinations.

Please complete the form and return it to the Main Office by Monday, August 24, 2026.

Name of Student _____

_____ I request that my child be exempt from screening.

_____ I request that my child be screened.

Signature of Parent/Guardian _____ Date _____

Preparticipation Physical Evaluation Medical Eligibility Form

The Medical Eligibility Form is the only form that should be submitted to school. It should be kept on file with the student's school health record.

Student Athlete's Name _____ Date of Birth _____

Date of Exam _____

- Medically eligible for all sports without restriction
- Medically eligible for all sports without restriction with recommendations for further evaluation or treatment of
- Medically eligible for certain sports
- Not medically eligible pending further evaluation
- Not medically eligible for any sports

Recommendations: _____

I have reviewed the history form and examined the student named on this form and completed the preparticipation physical evaluation. The athlete does not have apparent clinical contraindications to practice and can participate in the sport(s) as outlined on this form. A copy of the physical examination findings- are on record in my office and can be made available to the school at the request of the parents. If conditions arise after the athlete has been cleared for participation, the physician may rescind the medical eligibility until the problem is resolved and the potential consequences are completely explained to the athlete (and parents or guardians).

Signature of physician, APN, PA _____

Office stamp (optional)

Address: _____

Name of healthcare professional (print) _____

I certify I have completed the Cardiac Assessment Professional Development Module developed by the New Jersey Department of Education.

Signature of healthcare provider _____

Shared Health Information

Allergies _____

Medications:

Other information: _____

Emergency Contacts: _____

© 2019 American Academy of Family Physicians, American Academy of Pediatrics, American College of Sports Medicine, American Medical Society for Sports Medicine, American Orthopaedic Society for Sports Medicine, and American Osteopathic Academy of Sports Medicine. Permission is granted to reprint for noncommercial, educational purposes with acknowledgment.

*This form has been modified to meet the statutes set forth by New Jersey.

This form should be maintained by the healthcare provider completing the physical exam (medical home). It should not be shared with schools. The medical eligibility form is the only form that should be submitted to a school. The physical exam must be completed by a healthcare provider who is a licensed physician, advanced practice nurse or physician assistant who has completed the Student - Athlete Cardiac Assessment Professional Development module Hosted by the New Jersey Department of Education.

■ PREPARTICIPATION PHYSICAL EVALUATION (Interim Guidance) PHYSICAL EXAMINATION FORM

Name: _____ Date of birth: _____

PHYSICIAN REMINDERS

- Consider additional questions on more-sensitive issues.
 - Do you feel stressed out or under a lot of pressure?
 - Do you ever feel sad, hopeless, depressed, or anxious?
 - Do you feel safe at your home or residence?
 - Have you ever tried cigarettes, e-cigarettes, chewing tobacco, snuff, or dip?
 - During the past 30 days, did you use chewing tobacco, snuff, or dip?
 - Do you drink alcohol or use any other drugs?
 - Have you ever taken anabolic steroids or used any other performance-enhancing supplement?
 - Have you ever taken any supplements to help you gain or lose weight or improve your performance?
 - Do you wear a seat belt, use a helmet, and use condoms?
- Consider reviewing questions on cardiovascular symptoms (Q4–Q13 of History Form).

EXAMINATION		
Height: _____	Weight: _____	
BP: _____ / _____ (_____ / _____)	Pulse: _____	Vision: R 20/ _____ L 20/ _____ Corrected: <input type="checkbox"/> Y <input type="checkbox"/> N
COVID-19 VACCINE		
Previously received COVID-19 vaccine: <input type="checkbox"/> Y <input type="checkbox"/> N		
Administered COVID-19 vaccine at this visit: <input type="checkbox"/> Y <input type="checkbox"/> N If yes: <input type="checkbox"/> First dose <input type="checkbox"/> Second dose <input type="checkbox"/> Third dose <input type="checkbox"/> Booster date(s) _____		
MEDICAL	NORMAL	ABNORMAL FINDINGS
Appearance <ul style="list-style-type: none"> Marfan stigmata (kyphoscoliosis, high-arched palate, pectus excavatum, arachnodactyly, hyperlaxity, myopia, mitral valve prolapse [MVP], and aortic insufficiency) 		
Eyes, ears, nose, and throat <ul style="list-style-type: none"> Pupils equal Hearing 		
Lymph nodes		
Heart ^a <ul style="list-style-type: none"> Murmurs (auscultation standing, auscultation supine, and ± Valsalva maneuver) 		
Lungs		
Abdomen		
Skin <ul style="list-style-type: none"> Herpes simplex virus (HSV), lesions suggestive of methicillin-resistant <i>Staphylococcus aureus</i> (MRSA), or tinea corporis 		
Neurological		
MUSCULOSKELETAL	NORMAL	ABNORMAL FINDINGS
Neck		
Back		
Shoulder and arm		
Elbow and forearm		
Wrist, hand, and fingers		
Hip and thigh		
Knee		
Leg and ankle		
Foot and toes		
Functional <ul style="list-style-type: none"> Double-leg squat test, single-leg squat test, and box drop or step drop test 		

^a Consider electrocardiography (ECG), echocardiography, referral to a cardiologist for abnormal cardiac history or examination findings, or a combination of those.

Name of health care professional (print or type): _____ Date: _____

Address: _____ Phone: _____

Signature of health care professional: _____, MD, DO, NP, or PA

This form should be maintained by the healthcare provider completing the physical exam (medical home). It should not be shared with schools. The medical eligibility form is the only form that should be submitted to a school. The physical exam must be completed by a healthcare provider who is a licensed physician, advanced practice nurse or physician assistant who has completed the Student-Athlete Cardiac Assessment Professional Development module hosted by the New Jersey Department of Education.

■ PREPARTICIPATION PHYSICAL EVALUATION (Interim Guidance)

HISTORY FORM

Note: Complete and sign this form (with your parents if younger than 18) before your appointment.

Name: _____ Date of birth: _____

Date of examination: _____ Sport(s): _____

Sex assigned at birth (F, M, or intersex): _____ How do you identify your gender? (F, M, non-binary, or another gender): _____

Have you had COVID-19? (check one): Y N

Have you been immunized for COVID-19? (check one): Y N If yes, have you had: One shot Two shots
 Three shots Booster date(s) _____

List past and current medical conditions. _____

Have you ever had surgery? If yes, list all past surgical procedures. _____

Medicines and supplements: List all current prescriptions, over-the-counter medicines, and supplements (herbal and nutritional). _____

Do you have any allergies? If yes, please list all your allergies (ie, medicines, pollens, food, stinging insects). _____

Patient Health Questionnaire Version 4 (PHQ-4)

Over the last 2 weeks, how often have you been bothered by any of the following problems? (Circle response.)

	Not at all	Several days	Over half the days	Nearly every day
Feeling nervous, anxious, or on edge	0	1	2	3
Not being able to stop or control worrying	0	1	2	3
Little interest or pleasure in doing things	0	1	2	3
Feeling down, depressed, or hopeless	0	1	2	3

(A sum of ≥ 3 is considered positive on either subscale [questions 1 and 2, or questions 3 and 4] for screening purposes.)

GENERAL QUESTIONS (Explain "Yes" answers at the end of this form. Circle questions if you don't know the answer.)		Yes	No
1. Do you have any concerns that you would like to discuss with your provider?			
2. Has a provider ever denied or restricted your participation in sports for any reason?			
3. Do you have any ongoing medical issues or recent illness?			
HEART HEALTH QUESTIONS ABOUT YOU		Yes	No
4. Have you ever passed out or nearly passed out during or after exercise?			
5. Have you ever had discomfort, pain, tightness, or pressure in your chest during exercise?			
6. Does your heart ever race, flutter in your chest, or skip beats (irregular beats) during exercise?			
7. Has a doctor ever told you that you have any heart problems?			
8. Has a doctor ever requested a test for your heart? For example, electrocardiography (ECG) or echocardiography.			

HEART HEALTH QUESTIONS ABOUT YOU (CONTINUED)		Yes	No	
9. Do you get light-headed or feel shorter of breath than your friends during exercise?				
10. Have you ever had a seizure?				
HEART HEALTH QUESTIONS ABOUT YOUR FAMILY		Unsure	Yes	No
11. Has any family member or relative died of heart problems or had an unexpected or unexplained sudden death before age 35 years (including drowning or unexplained car crash)?				
12. Does anyone in your family have a genetic heart problem such as hypertrophic cardiomyopathy (HCM), Marfan syndrome, arrhythmogenic right ventricular cardiomyopathy (ARVC), long QT syndrome (LQTS), short QT syndrome (SQTS), Brugada syndrome, or catecholaminergic polymorphic ventricular tachycardia (CPVT)?				
13. Has anyone in your family had a pacemaker or an implanted defibrillator before age 35?				

This form should be maintained by the healthcare provider completing the physical exam (medical home). It should not be shared with schools. The Medical Eligibility Form is the only form that should be submitted to a school.

■ PREPARTICIPATION PHYSICAL EVALUATION

ATHLETES WITH DISABILITIES FORM: SUPPLEMENT TO THE ATHLETE HISTORY

Name: _____ Date of birth: _____

1. Type of disability:		
2. Date of disability:		
3. Classification (if available):		
4. Cause of disability (birth, disease, injury, or other):		
5. List the sports you are playing:		
	Yes	No
6. Do you regularly use a brace, an assistive device, or a prosthetic device for daily activities?		
7. Do you use any special brace or assistive device for sports?		
8. Do you have any rashes, pressure sores, or other skin problems?		
9. Do you have a hearing loss? Do you use a hearing aid?		
10. Do you have a visual impairment?		
11. Do you use any special devices for bowel or bladder function?		
12. Do you have burning or discomfort when urinating?		
13. Have you had autonomic dysreflexia?		
14. Have you ever been diagnosed as having a heat-related (hyperthermia) or cold-related (hypothermia) illness?		
15. Do you have muscle spasticity?		
16. Do you have frequent seizures that cannot be controlled by medication?		

Explain "Yes" answers here.

Please indicate whether you have ever had any of the following conditions:

	Yes	No
Atlantoaxial instability		
Radiographic (x-ray) evaluation for atlantoaxial instability		
Dislocated joints (more than one)		
Easy bleeding		
Enlarged spleen		
Hepatitis		
Osteopenia or osteoporosis		
Difficulty controlling bowel		
Difficulty controlling bladder		
Numbness or tingling in arms or hands		
Numbness or tingling in legs or feet		
Weakness in arms or hands		
Weakness in legs or feet		
Recent change in coordination		
Recent change in ability to walk		
Spina bifida		
Latex allergy		

Explain "Yes" answers here.

I hereby state that, to the best of my knowledge, my answers to the questions on this form are complete and correct.

Signature of athlete: _____

Signature of parent or guardian: _____

Date: _____

**Union Catholic High School
Health Office**

2026-2027 School Year

Authorization for Medication(s) taken during school trip.

All students who need prescription or nonprescription medication during school hours must complete this form.

- The form must be completed and signed by physician.
- The form must be signed by parent.
- Medication must be brought to Ms. Nuwer, Director of Student Support Services, in the original prescription or over-the-counter bottle.

Student Name: _____	Grade: _____
---------------------	--------------

TO BE COMPLETED BY PHYSICIAN

Name of Medication 1: _____ Dose: _____

Time: _____

Reason for medication: _____

Significant side effects: _____

Name of Medication 2: _____ Dose: _____

Time: _____

Reason for medication: _____

Significant side effects: _____

Name of Medication 3: _____ Dose: _____

Time: _____

Reason for medication: _____

Significant side effects: _____

Physician's Name: _____ Physician's Signature: _____ Date: _____

Physician's Address: _____ Physician's Phone: _____

Not valid without official stamp.

TO BE COMPLETED BY PARENT/GUARDIAN

I give permission for my student to receive the above medication(s) during the school hours.

Parent/Guardian name: _____

Parent/Guardian signature: _____ Date: _____

Asthma Treatment Plan – Student

(This asthma action plan meets NJ Law N.J.S.A. 18A:40-12.8) (Physician's Orders)



(Please Print)

Name	Date of Birth	Effective Date
Doctor	Parent/Guardian (if applicable)	Emergency Contact
Phone	Phone	Phone

HEALTHY (Green Zone) IIII



You have **all** of these:

- Breathing is good
- No cough or wheeze
- Sleep through the night
- Can work, exercise, and play

And/or Peak flow above _____

Take daily control medicine(s). Some inhalers may be more effective with a "spacer" - use if directed.

MEDICINE	HOW MUCH to take and HOW OFTEN to take it
<input type="checkbox"/> Advair® HFA <input type="checkbox"/> 45, <input type="checkbox"/> 115, <input type="checkbox"/> 230 _____	2 puffs twice a day
<input type="checkbox"/> Aerospir™ _____	<input type="checkbox"/> 1, <input type="checkbox"/> 2 puffs twice a day
<input type="checkbox"/> Alvesco® <input type="checkbox"/> 80, <input type="checkbox"/> 160 _____	<input type="checkbox"/> 1, <input type="checkbox"/> 2 puffs twice a day
<input type="checkbox"/> Dulera® <input type="checkbox"/> 100, <input type="checkbox"/> 200 _____	2 puffs twice a day
<input type="checkbox"/> Flovent® <input type="checkbox"/> 44, <input type="checkbox"/> 110, <input type="checkbox"/> 220 _____	2 puffs twice a day
<input type="checkbox"/> Qvar® <input type="checkbox"/> 40, <input type="checkbox"/> 80 _____	<input type="checkbox"/> 1, <input type="checkbox"/> 2 puffs twice a day
<input type="checkbox"/> Symbicort® <input type="checkbox"/> 80, <input type="checkbox"/> 160 _____	<input type="checkbox"/> 1, <input type="checkbox"/> 2 puffs twice a day
<input type="checkbox"/> Advair Diskus® <input type="checkbox"/> 100, <input type="checkbox"/> 250, <input type="checkbox"/> 500 _____	1 inhalation twice a day
<input type="checkbox"/> Asmanex® Twisthaler® <input type="checkbox"/> 110, <input type="checkbox"/> 220 _____	<input type="checkbox"/> 1, <input type="checkbox"/> 2 inhalations <input type="checkbox"/> once or <input type="checkbox"/> twice a day
<input type="checkbox"/> Flovent® Diskus® <input type="checkbox"/> 50 <input type="checkbox"/> 100 <input type="checkbox"/> 250 _____	1 inhalation twice a day
<input type="checkbox"/> Pulmicort Flexhaler® <input type="checkbox"/> 90, <input type="checkbox"/> 180 _____	<input type="checkbox"/> 1, <input type="checkbox"/> 2 inhalations <input type="checkbox"/> once or <input type="checkbox"/> twice a day
<input type="checkbox"/> Pulmicort Respules® (Budesonide) <input type="checkbox"/> 0.25, <input type="checkbox"/> 0.5, <input type="checkbox"/> 1.0 _____	1 unit nebulized <input type="checkbox"/> once or <input type="checkbox"/> twice a day
<input type="checkbox"/> Singulair® (Montelukast) <input type="checkbox"/> 4, <input type="checkbox"/> 5, <input type="checkbox"/> 10 mg _____	1 tablet daily
<input type="checkbox"/> Other _____	
<input type="checkbox"/> None _____	

Remember to rinse your mouth after taking inhaled medicine.


If exercise triggers your asthma, take _____ puff(s) _____ minutes before exercise.

Triggers

Check all items that trigger patient's asthma:

- Colds/flu
- Exercise
- Allergens
 - Dust Mites, dust, stuffed animals, carpet
 - Pollen - trees, grass, weeds
 - Mold
 - Pets - animal dander
 - Pests - rodents, cockroaches
- Odors (Irritants)
 - Cigarette smoke & second hand smoke
 - Perfumes, cleaning products, scented products
 - Smoke from burning wood, inside or outside
- Weather
 - Sudden temperature change
 - Extreme weather - hot and cold
 - Ozone alert days
- Foods:

CAUTION (Yellow Zone) IIII



You have **any** of these:

- Cough
- Mild wheeze
- Tight chest
- Coughing at night
- Other: _____

If quick-relief medicine does not help within 15-20 minutes or has been used more than 2 times and symptoms persist, call your doctor or go to the emergency room.

And/or Peak flow from _____ to _____

Continue daily control medicine(s) and ADD quick-relief medicine(s).

MEDICINE	HOW MUCH to take and HOW OFTEN to take it
<input type="checkbox"/> Albuterol MDI (Pro-air® or Proventil® or Ventolin®) _____	2 puffs every 4 hours as needed
<input type="checkbox"/> Xopenex® _____	2 puffs every 4 hours as needed
<input type="checkbox"/> Albuterol <input type="checkbox"/> 1.25, <input type="checkbox"/> 2.5 mg _____	1 unit nebulized every 4 hours as needed
<input type="checkbox"/> Duoneb® _____	1 unit nebulized every 4 hours as needed
<input type="checkbox"/> Xopenex® (Levalbuterol) <input type="checkbox"/> 0.31, <input type="checkbox"/> 0.63, <input type="checkbox"/> 1.25 mg _____	1 unit nebulized every 4 hours as needed
<input type="checkbox"/> Combivent Respimat® _____	1 inhalation 4 times a day
<input type="checkbox"/> Increase the dose of, or add:	
<input type="checkbox"/> Other _____	

• If quick-relief medicine is needed more than 2 times a week, except before exercise, then call your doctor.

- Other: _____
- _____
- _____
- _____

This asthma treatment plan is meant to assist, not replace, the clinical decision-making required to meet individual patient needs.

EMERGENCY (Red Zone) IIII



Your asthma is getting worse fast:

- Quick-relief medicine did not help within 15-20 minutes
- Breathing is hard or fast
- Nose opens wide • Ribs show
- Trouble walking and talking
- Lips blue • Fingernails blue
- Other: _____

And/or Peak flow below _____

Take these medicines NOW and CALL 911. Asthma can be a life-threatening illness. Do not wait!

MEDICINE	HOW MUCH to take and HOW OFTEN to take it
<input type="checkbox"/> Albuterol MDI (Pro-air® or Proventil® or Ventolin®) _____	4 puffs every 20 minutes
<input type="checkbox"/> Xopenex® _____	4 puffs every 20 minutes
<input type="checkbox"/> Albuterol <input type="checkbox"/> 1.25, <input type="checkbox"/> 2.5 mg _____	1 unit nebulized every 20 minutes
<input type="checkbox"/> Duoneb® _____	1 unit nebulized every 20 minutes
<input type="checkbox"/> Xopenex® (Levalbuterol) <input type="checkbox"/> 0.31, <input type="checkbox"/> 0.63, <input type="checkbox"/> 1.25 mg _____	1 unit nebulized every 20 minutes
<input type="checkbox"/> Combivent Respimat® _____	1 inhalation 4 times a day
<input type="checkbox"/> Other _____	

Permission to Self-administer Medication:

- This student is capable and has been instructed in the proper method of self-administering of the non-nebulized inhaled medications named above in accordance with NJ Law.
- This student is not approved to self-medicate.

PHYSICIAN/APN/PA SIGNATURE _____ DATE _____

Physician's Orders

PARENT/GUARDIAN SIGNATURE _____

PHYSICIAN STAMP

Make a copy for parent and for physician file, send original to school nurse or child care provider.

REVISED AUGUST 2014

Permission to reproduce blank form - www.pacnj.org

PLEASE COMPLETE THE REVERSE SIDE OF THIS FORM AS WELL. →

Asthma Treatment Plan – Student Parent Instructions



The **PACNJ Asthma Treatment Plan** is designed to help everyone understand the steps necessary for the individual student to achieve the goal of controlled asthma.

- 1. Parents/Guardians:** Before taking this form to your Health Care Provider, complete the top left section with:
 - Child's name
 - Child's date of birth
 - Child's doctor's name & phone number
 - An Emergency Contact person's name & phone number
 - Parent/Guardian's name & phone number
- 2. Your Health Care Provider will** complete the following areas:
 - The effective date of this plan
 - The medicine information for the Healthy, Caution and Emergency sections
 - Your Health Care Provider will check the box next to the medication and check how much and how often to take it
 - Your Health Care Provider may check **"OTHER"** and:
 - ❖ Write in asthma medications not listed on the form
 - ❖ Write in additional medications that will control your asthma
 - ❖ Write in generic medications in place of the name brand on the form
 - Together you and your Health Care Provider will decide what asthma treatment is best for your child to follow
- 3. Parents/Guardians & Health Care Providers together** will discuss and then complete the following areas:
 - Child's peak flow range in the Healthy, Caution and Emergency sections on the left side of the form
 - Child's asthma triggers on the right side of the form
 - Permission to Self-administer Medication section at the bottom of the form: Discuss your child's ability to self-administer the inhaled medications, check the appropriate box, and then both you and your Health Care Provider must sign and date the form
- 4. Parents/Guardians:** After completing the form with your Health Care Provider:
 - Make copies of the Asthma Treatment Plan and give the signed original to your child's school nurse or child care provider
 - Keep a copy easily available at home to help manage your child's asthma
 - Give copies of the Asthma Treatment Plan to everyone who provides care for your child, for example: babysitters, before/after school program staff, coaches, scout leaders

PARENT AUTHORIZATION

I hereby give permission for my child to receive medication at school as prescribed in the Asthma Treatment Plan. Medication must be provided in its original prescription container properly labeled by a pharmacist or physician. I also give permission for the release and exchange of information between the school nurse and my child's health care provider concerning my child's health and medications. In addition, I understand that this information will be shared with school staff on a need to know basis.

Parent/Guardian Signature

Phone

Date

FILL OUT THE SECTION BELOW ONLY IF YOUR HEALTH CARE PROVIDER CHECKED PERMISSION FOR YOUR CHILD TO SELF-ADMINISTER ASTHMA MEDICATION ON THE FRONT OF THIS FORM.

RECOMMENDATIONS ARE EFFECTIVE FOR ONE (1) SCHOOL YEAR ONLY AND MUST BE RENEWED ANNUALLY

- I do request that my child be **ALLOWED** to carry the following medication _____ for self-administration in school pursuant to N.J.A.C.:6A:16-2.3. I give permission for my child to self-administer medication, as prescribed in this Asthma Treatment Plan for the current school year as I consider him/her to be responsible and capable of transporting, storing and self-administration of the medication. Medication must be kept in its original prescription container. I understand that the school district, agents and its employees shall incur no liability as a result of any condition or injury arising from the self-administration by the student of the medication prescribed on this form. I indemnify and hold harmless the School District, its agents and employees against any claims arising out of self-administration or lack of administration of this medication by the student.
- I **DO NOT** request that my child self-administer his/her asthma medication.

Parent/Guardian Signature

Phone

Date



"Your Pathway to Asthma Control"
PACNJ approved Plan available at
www.pacnj.org

Disclaimer: The contents of this website/PACNJ Asthma Treatment Plan are for informational purposes only. The content is provided for informational purposes only. The Asthma Coalition of New Jersey (ACNJ) is not a medical organization. The Pediatric/Adult Asthma Coalition of New Jersey and all affiliates disclaim any warranties, express or implied, satisfactory or otherwise, including but not limited to the implied warranties of merchantability, non-infringement of intellectual property rights, and fitness for a particular purpose. ACNJ makes no representation or warranties about the accuracy, reliability, or completeness of any information on this website. ACNJ makes no warranty, representation or guarantee that the information will be controlled or monitored for any defects or errors. In no event shall ACNJ be liable for any damages, including without limitation, incidental and consequential damages, personal injury, or property loss, loss of profits, or damages, resulting from the use or misuse of the information on this website. The contents of this Asthma Treatment Plan are based on warranty, contract, tort or any other legal theory and neither ACNJ nor ACNJ affiliates shall be liable for any damages, including without limitation, incidental and consequential damages, personal injury, or property loss, loss of profits, or damages, resulting from the use or misuse of the information on this website.

The Pediatric/Adult Asthma Coalition of New Jersey, sponsored by the American Lung Association in New Jersey, this project is being supported by a grant from the New Jersey Department of Health and Senior Services, with funds provided by the U.S. Centers for Disease Control and Prevention under Cooperative Agreement 5U59CE000481-05. Its content is solely the responsibility of the authors and does not necessarily represent the official views of the New Jersey Department of Health and Senior Services or the U.S. Centers for Disease Control and Prevention. All rights reserved. This document has been created with the assistance of the United States Environmental Protection Agency under Agreement #M393355019. The American Lung Association in New Jersey is a 501(c)(3) nonprofit organization. All rights reserved. This document has been created with the assistance of the United States Environmental Protection Agency under Agreement #M393355019. The American Lung Association in New Jersey is a 501(c)(3) nonprofit organization. All rights reserved. This document has been created with the assistance of the United States Environmental Protection Agency under Agreement #M393355019.

Sponsored by



Name: _____ D.O.B.: _____

Allergy to: _____

Weight: _____ lbs. Asthma: Yes (higher risk for a severe reaction) No

PLACE
PICTURE
HERE

NOTE: Do not depend on antihistamines or inhalers (bronchodilators) to treat a severe reaction. USE EPINEPHRINE.

Extremely reactive to the following allergens: _____

THEREFORE:

If checked, give epinephrine immediately if the allergen was LIKELY eaten, for ANY symptoms.

If checked, give epinephrine immediately if the allergen was DEFINITELY eaten, even if no symptoms are apparent.

FOR ANY OF THE FOLLOWING:
SEVERE SYMPTOMS



LUNG

Shortness of breath, wheezing, repetitive cough



HEART

Pale or bluish skin, faintness, weak pulse, dizziness



THROAT

Tight or hoarse throat, trouble breathing or swallowing



MOUTH

Significant swelling of the tongue or lips



SKIN

Many hives over body, widespread redness



GUT

Repetitive vomiting, severe diarrhea



OTHER

Feeling something bad is about to happen, anxiety, confusion

OR A
COMBINATION
of symptoms
from different
body areas.



1. **INJECT EPINEPHRINE IMMEDIATELY.**
2. **Call 911.** Tell emergency dispatcher the person is having anaphylaxis and may need epinephrine when emergency responders arrive.
 - Consider giving additional medications following epinephrine:
 - » Antihistamine
 - » Inhaler (bronchodilator) if wheezing
 - Lay the person flat, raise legs and keep warm. If breathing is difficult or they are vomiting, let them sit up or lie on their side.
 - If symptoms do not improve, or symptoms return, more doses of epinephrine can be given about 5 minutes or more after the last dose.
 - Alert emergency contacts.
 - Transport patient to ER, even if symptoms resolve. Patient should remain in ER for at least 4 hours because symptoms may return.

MILD SYMPTOMS



NOSE

Itchy or runny nose, sneezing



MOUTH

Itchy mouth



SKIN

A few hives, mild itch



GUT

Mild nausea or discomfort

FOR MILD SYMPTOMS FROM MORE THAN ONE SYSTEM AREA, GIVE EPINEPHRINE.

FOR MILD SYMPTOMS FROM A SINGLE SYSTEM AREA, FOLLOW THE DIRECTIONS BELOW:

1. Antihistamines may be given, if ordered by a healthcare provider.
2. Stay with the person; alert emergency contacts.
3. Watch closely for changes. If symptoms worsen, give epinephrine.

MEDICATIONS/DOSES

Epinephrine Brand or Generic: _____

Epinephrine Dose: 0.15 mg IM 0.3 mg IM

Antihistamine Brand or Generic: _____

Antihistamine Dose: _____

Other (e.g., inhaler-bronchodilator if wheezing): _____

PATIENT OR PARENT/GUARDIAN AUTHORIZATION SIGNATURE

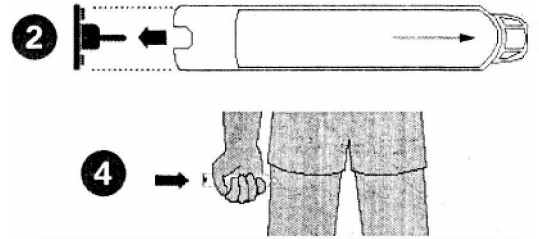
DATE

PHYSICIAN/HCP AUTHORIZATION SIGNATURE

DATE

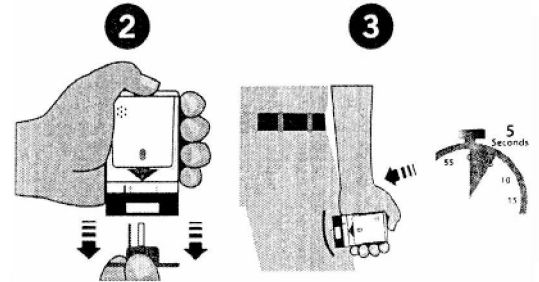
EPIPEN® (EPINEPHRINE) AUTO-INJECTOR DIRECTIONS

1. Remove the EpiPen Auto-Injector from the plastic carrying case.
2. Pull off the blue safety release cap.
3. Swing and firmly push orange tip against mid-outer thigh.
4. Hold for approximately 10 seconds.
5. Remove and massage the area for 10 seconds.




AUVI-Q™ (EPINEPHRINE INJECTION, USP) DIRECTIONS

1. Remove the outer case of Auvi-Q. This will automatically activate the voice instructions.
2. Pull off red safety guard.
3. Place black end against mid-outer thigh.
4. Press firmly and hold for 5 seconds.
5. Remove from thigh.



ADRENACLICK®/ADRENACLICK® GENERIC DIRECTIONS

1. Remove the outer case.
2. Remove grey caps labeled "1" and "2".
3. Place red rounded tip against mid-outer thigh.
4. Press down hard until needle penetrates.
5. Hold for 10 seconds. Remove from thigh.



OTHER DIRECTIONS/INFORMATION (may self-carry epinephrine, may self-administer epinephrine, etc.):

Treat the person before calling emergency contacts. The first signs of a reaction can be mild, but symptoms can get worse quickly.

EMERGENCY CONTACTS — CALL 911

RESCUE SQUAD: _____

DOCTOR: _____ PHONE: _____

PARENT/GUARDIAN: _____ PHONE: _____

OTHER EMERGENCY CONTACTS

NAME/RELATIONSHIP: _____

PHONE: _____

NAME/RELATIONSHIP: _____

PHONE: _____

PARENT/GUARDIAN AUTHORIZATION SIGNATURE

DATE