



# LCAP Mid Year Report

February 2026

# Background

Senate Bill 114 (2023) added a requirement for LEAs to present a report on the annual update to the Local Control and Accountability Plan (LCAP) budget overview on or before February 28 at a regularly scheduled meeting of the governing board or body of the district.

The report includes the following:

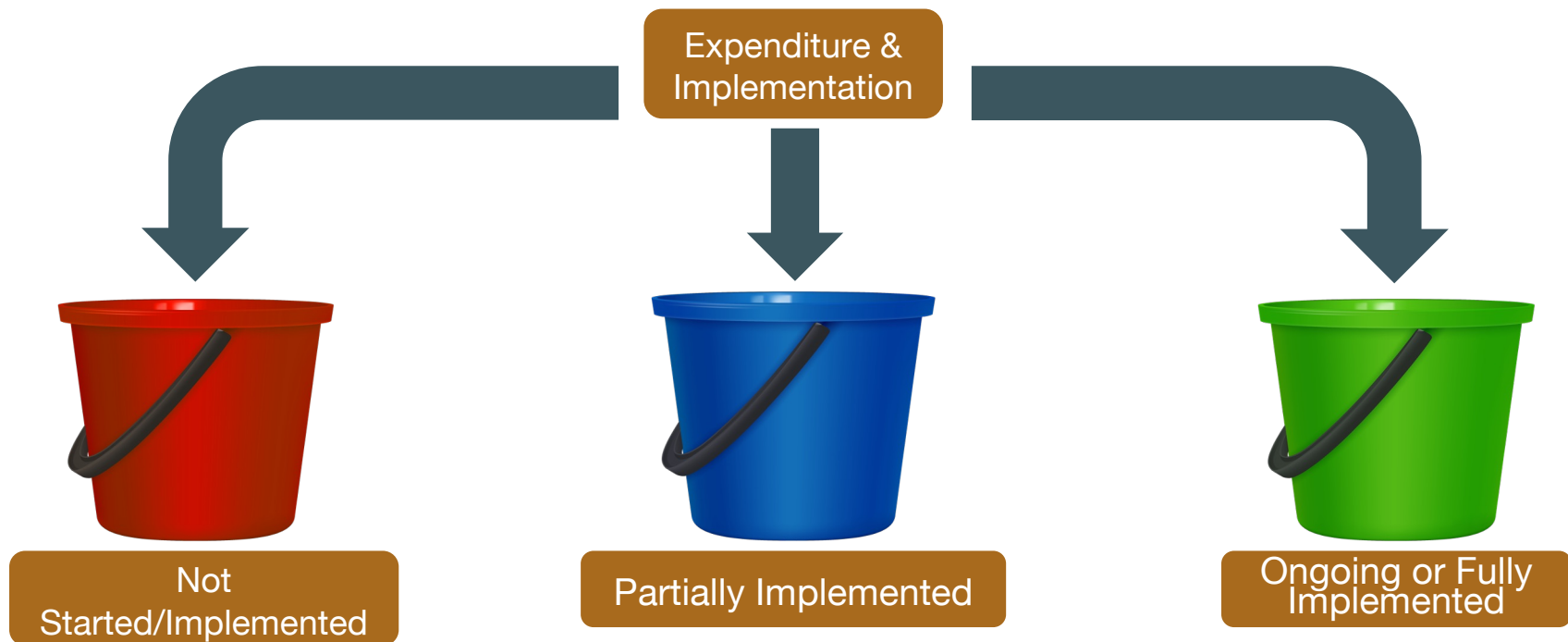
All available midyear outcome data related to metrics identified in the current LCAP;  
and,

All available midyear expenditure and implementation data on all actions identified in the current LCAP.

Collaboration of Educational Services & Executive Services

# Mid Year Update

## LCAP Expenditures and Implementation



At this point in the school year, some Central USD LCAP actions are not started, partially implemented, or ongoing/fully implemented, and continue to function. This Mid Year Report, with an update of LCAP actions, has noted expenditures through the First Interim budget update.

# LCAP Goal 1: ELA



Central Unified will prepare all students to meet/exceed grade-level standards, ensuring college, career, and community readiness.

**Highlighted actions**

**include:** rigorous instructional materials, targeted academic interventions, professional development, college and career resources, English language proficiency, and focus on Long-Term English Learners.

Baseline 2023 CA Dashboard		Mid Year- 2025 CA Dashboard		2027 LCAP 3-Year Goal	
All	23.4 pbs	All	19.5 pbs	All	14.4 pbs
EL	58.1 pbs	EL	46.1 pbs	EL	51.1 pbs
FY	98.8 pbs	FY	97.6 pbs	FY	89.9 pbs
LI	31 pbs	LI	28.4 pbs	LI	22 pbs
SWD	90.3 pbs	SWD	122.2 pbs	SWD	81.3 pbs
HO	67.8 pbs	HO	113.7 pbs	HO	58.8 pbs
HI	33.3 pbs	HI	27 pbs	HI	24.3 pbs
AA	41.3 pbs	AA	51.1 pbs	AA	32.3 pbs
LTEL	8.83% prepared	LTEL	104.4 pbs 8.47% prepared	LTEL	11.83% prepared

# LCAP Goal 1: Math

*Core Metrics*

Central Unified will prepare all students to meet/exceed grade-level standards, ensuring college, career, and community readiness.

**Highlighted actions include:** rigorous instructional materials, targeted academic interventions, professional development, college and career resources, English language proficiency, and focus on Long-Term English Learners.

Baseline 2023 CA Dashboard		Mid Year- 2025 CA Dashboard		2027 LCAP 3-Year Goal	
All	63.6 pbs	All	56.3 pbs	All	54.6 pbs
EL	85.6 pbs	EL	74 pbs	EL	76.6 pbs
FY	136.4 pbs	FY	146 pbs	FY	127.4 pbs
LI	71.3 pbs	LI	65.4 pbs	LI	62.3 pbs
SWD	117.5 pbs	SWD	150.5 pbs	SWD	108.5 pbs
HO	125.1 pbs	HO	155.9 pbs	HO	116.1 pbs
HI	74.9 pbs	HI	67.2 pbs	HI	65.9 pbs
AA	92.2 pbs	AA	91.7 pbs	AA	83.2 pbs
LTEL	1.2% prepared	LTEL	157.5 pbs 3.18% prepared	LTEL	4.2% prepared

# LCAP Goal 1

**Core Metrics**



*Central Unified will prepare all students to meet/exceed grade-level standards, ensuring college, career, and community readiness.*

Metric	Baseline CA Dashboard 2023		Mid Year-2025 CA Dashboard		2027 LCAP 3-Year Goal	
College Career Indicator	% Prepared:		% Prepared:		% Prepared:	
	All	27%	All	38.8%	All	36%
	EL	5.8%	EL	19.3%	EL	14.8%
	FY	0%	FY	13.2%	FY	9%
	LI	24%	LI	37.2%	LI	3%
	SWD	3.8%	SWD	6.1%	SWD	12.8%
	AA	7.6%	AA	23%	AA	16.6%
	HO	5.3%	HO	8%	HO	30.9%
	LTEL	TBD-2024 Dashboard	LTEL	20%	LTEL	12.4%
English Learner Progress Indicator	52.7% of ELs making progress toward English Language Proficiency		53.9% making progress towards English Language Proficiency		61.7% making progress towards English Language Proficiency	

# LCAP Goal 1

**Core Metrics**



**Central Unified will prepare all students to meet/exceed grade-level standards, ensuring college, career, and community readiness.**

Metric	End of Year 2024		2024-25		2027 LCAP 3-Year Goal
EL Reclassification Rate	18% reclassification rate		20% reclassification rate		
*CTE Completion Rate	All:	98.8%	All:	8.2%	*99%
	EL:	*	EL:	4.1%	
	FY:	98.7%	FY:	2.5%	
	LI:	100%	LI:	8.2%	
	SWD:	*	SWD:	3.8%	
<i>*Less than 11 students - data not displayed for privacy</i>					



\*Data was incorrect - Goal to be revised in 2027

# LCAP Goal 2



Central Unified will ensure equitable, engaging learning opportunities for every student.

**Highlighted actions include:** academic and career counseling, targeted social-emotional interventions, targeted behavioral interventions, co-curricular activities, and highly trained teachers.

Metric	Baseline CA Dashboard 2023		2024-2025 CA Dashboard		2027 LCAP 3-Year Goal	
Chronic Absenteeism <i>...lower is better</i>  	All	26.9%	All	20.9%	All	19.9%
	EL	25.2%	EL	17.8%	EL	18.2%
	FY	27.8%	FY	29.7%	FY	20.8%
	LI	28.6%	LI	22.7%	LI	21.6%
	SWD	36%	SWD	30.3%	SWD	29%
	White	25.3%	White	18.3%	White	18.3%
	AA	31%	AA	27.7%	AA	24%
Graduation Rate	All	87.7%	All	90.5%	All	93.7%
	EL	76.8%	EL	79.4%	EL	82.8%
	FY	57.1%	FY	77.5%	FY	63.1%
	LI	87.1%	LI	91%	LI	93.1%
	SWD	69.3%	SWD	73.6%	SWD	75.3%

# LCAP Goal 2



Central Unified will ensure equitable, engaging learning opportunities for every student.

**Highlighted actions include:** academic and career counseling, targeted social-emotional interventions, targeted behavioral interventions, co-curricular activities, and highly trained teachers.

Metric	Baseline CA Dashboard 2023		2024-2025 CA Dashboard		2027 LCAP 3-Year Goal	
Credentialed Teachers	87.6% Clear		82.9% Clear (above state average)		95.7%	
Metric	Schoolzilla January 2024		Aeries December 2025		2027 LCAP 3-Year Goal	
Attendance Rate	All	93.5%	All	93%	All	97%
	EL	93.6%	EL	93.2%	EL	97%
	FY	94.4%	FY	92.5%	FY	95%
	LI	91.6%	LI	92.7%	LI	95%
	SWD	92.2%	SWD	91%	SWD	96%

# LCAP Goal 3



*Central Unified will foster safe, inclusive schools in partnership with the community.*

**Core Metrics**

Metric	Local Survey Spring 2024
Positive Climate	<b>Students:</b> 46.5% favorable
	<b>Staff:</b> 56% favorable
	<b>Teachers:</b> 56% favorable
	<b>Family Members:</b> 65% favorable

# LCAP Goal 3



*Central Unified will foster safe, inclusive schools in partnership with the community.*






Metric	Local Survey Spring 2024
School Safety	<b>Students:</b> 51% favorable
	<b>Staff:</b> 58% favorable
	<b>Teachers:</b> 62% favorable
	<b>Family Members:</b> 69% favorable

# LCAP Goal 3



*Central Unified will foster safe, inclusive schools in partnership with the community.*

Metric	Baseline CA Dashboard 2023		Mid-Year 2025 CA Dashboard		2027 LCAP 3-Year Goal	
Suspension Rate  <i>...lower is better</i>  	All	5.2%	All	3.4%	All	2.8%
	EL	3.6%	EL	2.4%	EL	1.2%
	FY	23.8%	FY	17.1%	FY	21.4%
	LI	5.8%	LI	3.6%	LI	3.4%
	SWD	6.3%	SWD	4.9%	SWD	3.9%
	AA	11.3%	AA	9.1%	AA	8.9%
	HO	12%	HO	6.9%	HO	9.6%
	White	4.1%	White	3.2%	White	1.7%
	Expulsion Rate	Maintain @0.1% or less		0.1% - CALPADS		0.1% or less



# Goals 4-9 (Equity Multiplier)

- **CLASS** (Math & ELA, CCI)
- **COHS** (Math & CCI)
- **Pathway CDS** (Math & ELA)
- **Pathway ES** (Math & ELA)
- **Pershing Continuation HS** (Suspension Rate & CCI)

The Local Control Funding Formula (LCFF) Equity Multiplier provides additional funding to local educational agencies (LEAs) for allocation to schoolsites meeting nonstability and socioeconomically disadvantaged pupil thresholds in the prior year.

EC Section 42238.024(b)(1) requires that Equity Multiplier funds be used for the provision of evidence-based services and supports for students.

# Next Steps

01

Continued Engagement with Educational Partners-  
→ Through March 30, 2026

02

LCAP Draft Comments  
→ DELAC, PAC, M-PAC Comments to Superintendent (May)  
→ Public Comment May 19-30, 2026

03

LCAP 2026-27 (June 2026)  
→ Information, Public Hearing, & Approval

Submission to Fresno County Superintendent of Schools June 24, 2026



# Closing

## BRIGHT SPOTS INCLUDE:

- **English Language Arts** increased overall for English Learners, Foster Youth, Low Income, and Hispanic Students
- **Math** increased overall for English Learners, Foster Youth, Low Income, and Hispanic Students
- College and Career Indicator is **↑** in all groups
- The Suspension Rate is **↓** in all groups
- Graduation Rate is **↑** in all groups

## CHALLENGES INCLUDE:

- Students with Disabilities (English Language Arts, Math)
- Homeless (English Language Arts, Math)
- African American (English Language Arts, Math)
- CTE Pathway Completion for all groups
- Attendance Rate is stagnant for all groups



Questions?