

C&I Committee of Board Meeting Marking Period 2 Benchmark Data Presentation

Department of C&I


Allison Staffin, Director

Megan Langman, Supervisor

Jared Peltzman, Supervisor

Wendy Wong, Supervisor

March 2, 2026



K-5 MATH BENCHMARK

Benchmark Participation Rates:

Participation Rates: K- 91%, 1- 93%, 2- 94%, 3- 94%, 4- 91%, 5- 94%

K-2 Notables:

- **Strong foundational skills e.g. number relationships, place value concepts, and comparison and measurement**
- **Strong fluency with basic operations e.g. addition and subtraction**
- **Successful with visual and concrete models e.g. number lines, manipulatives, etc...**
- **Opportunity to improve with transitioning from concrete models to abstract models e.g. explaining reasoning without visuals**

3-5 Notables:

- **Strong procedural accuracy e.g. standard algorithm**
- **Strong performance with place value and whole number operations**
- **Foundational strengths from early grades is holding e.g. computational accuracy, number relationships, etc.**
- **Opportunity to improve in multi-step problem solving and applying math in complex situations**

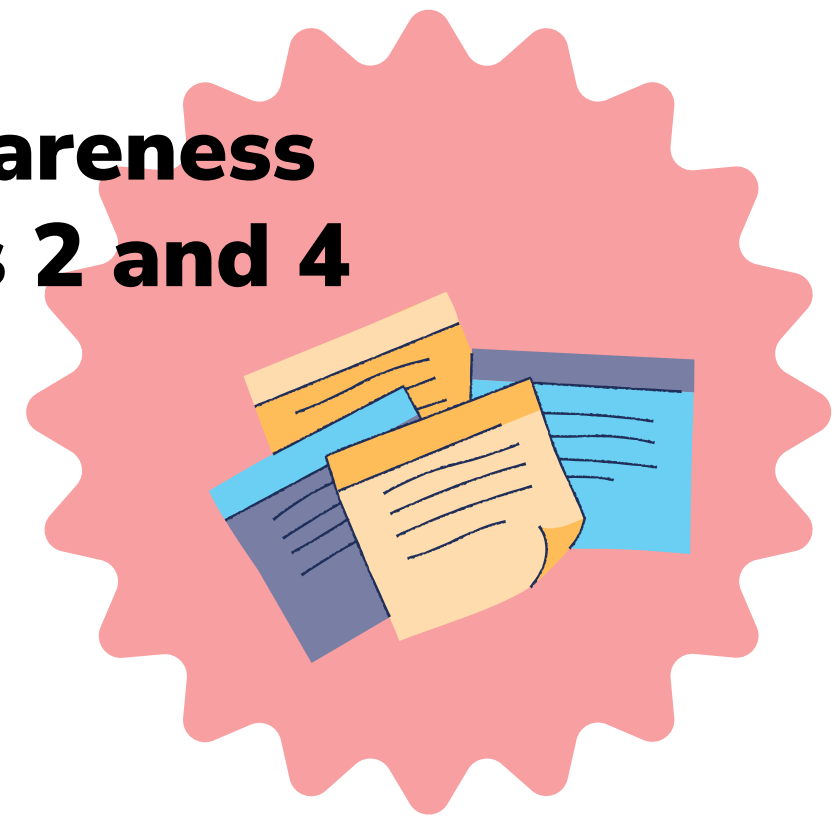


K-5 BENCHMARK AND DIBELS MIDYEAR DATA

Benchmark participation rate: 93%-97% K-5
DIBELS Participation Rate 95%

DIBELS Notables

- **K showed improvement in letter sounds and phonemic awareness**
- **Gains have been made in reading comprehension in grades 2 and 4**
- **Fluency (accuracy) in the upper grades is a strength**
- **Words per minute is a challenge**





Secondary ELA Data Dive

6-12 ELA Benchmark Overview

Participation Rate and Proficiency

Grade	Participation Rate	Proficiency
6	92%	88%
7	94%	93%
8	95%	96%

Grade	Participation Rate	Proficiency
9	94%	82%
10	91%	88%
11	95%	88%
12	97%	85%

Secondary ELA Notables


Grade	Strength	Challenges
6th	<ul style="list-style-type: none">• Determining Theme• Interpreting Figures of Speech• Citing Evidence	<ul style="list-style-type: none">• Text Structure• Vocab in Context
7th	<ul style="list-style-type: none">• Analyzing function of narrative elements• Vocab in Context• Perspective and Purpose	<ul style="list-style-type: none">• Citing Evidence
8th	<ul style="list-style-type: none">• Perspective and Purpose• Figures of Speech• Vocab in Context	<ul style="list-style-type: none">• Text Structure (RI)• Text Structure (RL)

Secondary ELA Notables Cont.

Grade	Strengths	Challenges
9	<ul style="list-style-type: none">• Analyzing idea development• Theme development	<ul style="list-style-type: none">• Write Arguments to Support Claims
10	<ul style="list-style-type: none">• Theme development	<ul style="list-style-type: none">• Author's Purpose
11	<ul style="list-style-type: none">• Main Idea	<ul style="list-style-type: none">• Citing Evidence
12	<ul style="list-style-type: none">• Main Idea Analysis• Vocab in Context	<ul style="list-style-type: none">• Citing Evidence• Synthesis

Secondary Math

Data Dive



6-12 Math Benchmark Overview

Participation Rate and Proficiency

Grade	Participation Rate	Proficiency
6	94%	82%
7	90%	20%
7-8	91%	42%
8	88%	30%

Course	Participation Rate	Proficiency
Algebra 1	92%	82%
Enriched Algebra	92%	82%
Algebra 1R	92%	82%

6-12 Math Benchmark Overview

Participation Rate and Proficiency

Course	Participation Rate	Proficiency
Geo MS	95%	65%
Geo H	36%	80%
Geo A	95%	22%
Geo R	60%	14%

6-12 Math Benchmark Overview

Participation Rate and Proficiency

Course	Participation Rate	Proficiency
Alg 2/Trig H	91%	88%
Alg 2A	65%	37%
Alg 2R	76%	23%

Secondary Math Notables

Grade	Strengths	Challenges
6	<ul style="list-style-type: none">• Ratios & Proportions: ratio and rate reasoning	<ul style="list-style-type: none">• Ratios & Proportions: Percentage of a quantity, Unit rate
7	<ul style="list-style-type: none">• Number System: Decimal Form of Rational Numbers	<ul style="list-style-type: none">• Number System: add, subtract, multiply, divide fractions
7/8	<ul style="list-style-type: none">• Geometry: Formulas for area and circumference of a circle	<ul style="list-style-type: none">• Ratios and Proportions: Proportional relationships; use proportional relationships to solve multistep ratio and percent problems.
8	<ul style="list-style-type: none">• Geometry: Reflections, rotations, translations	<ul style="list-style-type: none">• Geometry: Angles in triangles, parallel lines and transversals, similar triangles

Secondary Math Notables

Course	Strengths	Challenges
Algebra 1	<ul style="list-style-type: none">• Interpreting Functions	<ul style="list-style-type: none">• Interpreting data: line of best fit
Geometry	<ul style="list-style-type: none">• Congruence: Rigid Motions and Congruence	<ul style="list-style-type: none">• Congruence: Transformations in the coordinate plane, preserving measurements• Triangle Congruence

Secondary Math Notables

Course	Strengths	Challenges
Algebra 2	<ul style="list-style-type: none"> Algebra 2R: Interpreting Functions: Key features of graphs and tables, sketching graphs given key features. 	<ul style="list-style-type: none"> Algebra 2R: Building Functions: Effects of Transformations Algebra 2R: Building Functions: Combining functions using arithmetic Algebra 2A: Arithmetic with polynomials and rational expressions Algebra 2A: Building Functions- finding inverse functions Algebra 2A: Building Functions-Evaluating, finding and modeling composite functions
Algebra 2/Trig H	<ul style="list-style-type: none"> Interpreting Functions: Function notation, evaluating functions, interpreting functions 	<ul style="list-style-type: none"> Interpreting Functions: relating the domain of a function to its graph

An illustration of a notebook with a white page and an orange cover. The page has blue wavy lines representing text. A green pen is lying on the bottom right of the page. The notebook is set against a light brown grid background.

Secondary Science

Data Dive

A solid green shape in the bottom right corner of the page, resembling a stylized hill or a decorative element.

6-12 Science Benchmark Overview

Participation Rate and Proficiency


Grade	Participation Rate	Proficiency
6	96%	97%
7	88%	94%
8	91%	96%

Course	Participation Rate	Proficiency
Bio	96%	Bio A-78% Bio H- 97%
Chem	95%	Chem A- 73% Chem H-97% Concepts- 94%
Physics	89%	Physics OSE- 86% Non-OSE-45% Physics Concepts OSE- 52%

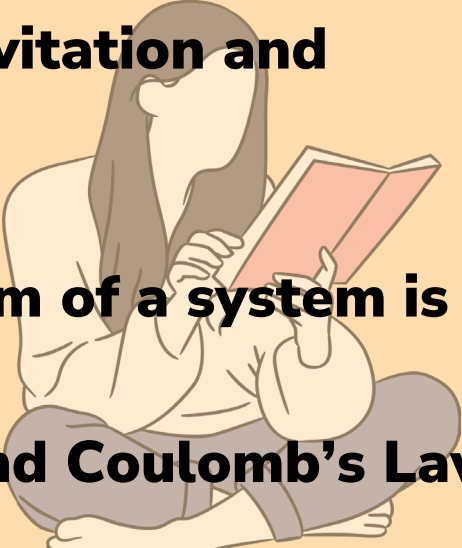
* OpenSciEd (OSE)

Secondary Science Notables

Grade/Co urse	Strengths	Challenges
6	<ul style="list-style-type: none">• Physical Science Energy Transfer	<ul style="list-style-type: none">• Physical Science Energy and Mass• Physical Science Matter and its Interactions
7	<ul style="list-style-type: none">• Life Science Structures and Processes• Physical Science Matter and Its Interactions	<ul style="list-style-type: none">• Life Science Structures and Processes
8	<ul style="list-style-type: none">• Biological Evolution- Unity and Diversity- explanations• Biological Evolution-Unity and Diversity mathematical representations	<ul style="list-style-type: none">• Biological Evolution: Unity and Diversity analyzing data• Molecules to Organisms construct an explanation




Secondary Science Notables

Course	Strengths	Challenges
Bio	<ul style="list-style-type: none"> • A- Cause and Effect • H-Growth and Development of Organisms 	<ul style="list-style-type: none"> • A-Growth and Development of Organisms • H- Make and Defend a Claim regarding genetic variations
Chem	<ul style="list-style-type: none"> • A-Matter and its Interactions (explanation for outcome of simple chemical equations) • A-Mathematical representations (atoms and mass are conserved) • Concepts- Analyze geoscience data • H-Explanation for Outcome of Simple Chemical Equations 	<ul style="list-style-type: none"> • A- Use periodic table as model to predict • Concepts-Structures and processes, input/output • H-Use periodic talbe as model to predict
Physics	<ul style="list-style-type: none"> • Non-OSE- Model motion of orbiting objects • OSE-Explanation for outcome of simple chemical equations • Concepts OSE-Model Lifespan of the Sun 	<ul style="list-style-type: none"> • Non-OSE Newton's Law of Gravitation and Coulomb's Law • OSE- Newton's Second Law • Concepts OSE- Ttoal momentum of a system is conserved • Newton's Law of Gravitation and Coulomb's Law 



Secondary Social Studies



Data Dive

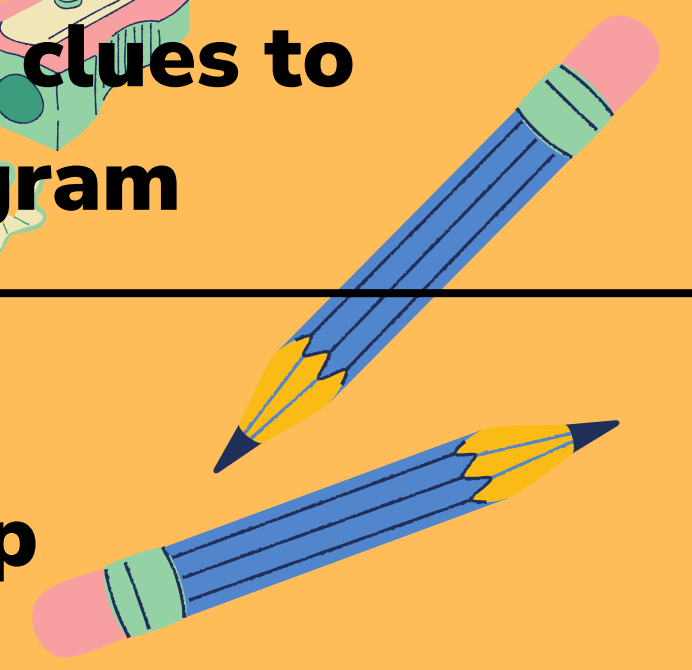
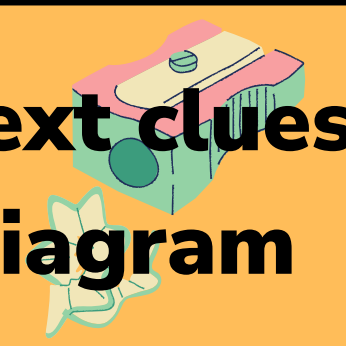

6-12 Social Studies Benchmark Overview

Participation Rate and Proficiency

Grade	Participation Rate	Proficiency
6	94%	94%
7	93%	95%
8	91%	90%

Course	Participation Rate	Proficiency
World Civ	87%	89%
US His I	87%	89%
US His II	89%	98%

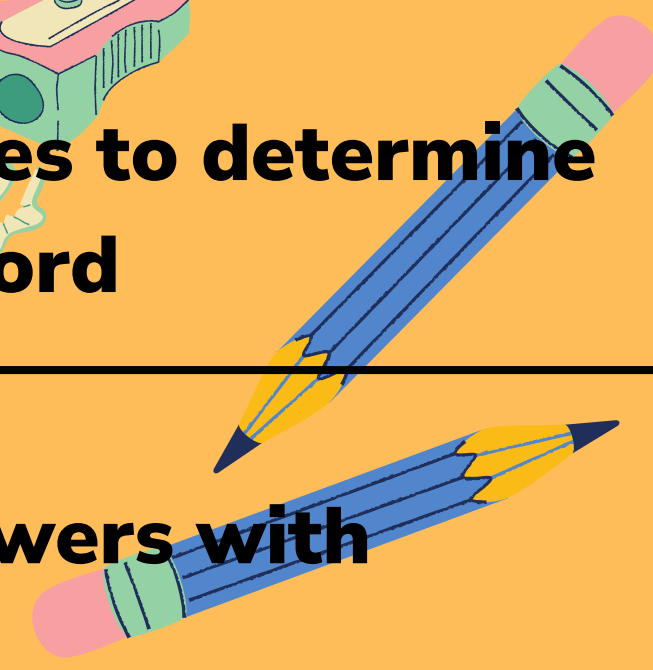

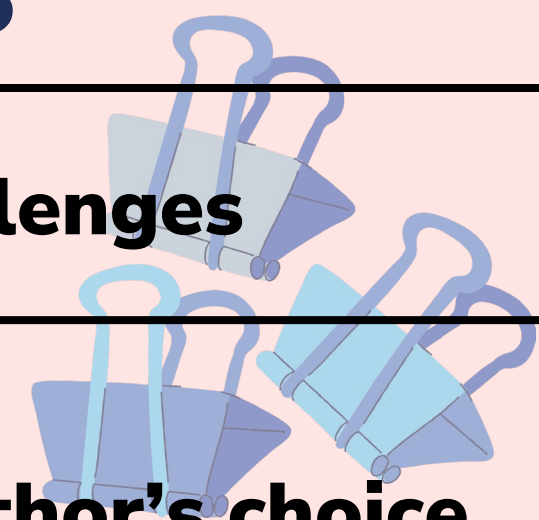
Secondary Social Studies Notables



Grade	Strengths	Challenges
6	<ul style="list-style-type: none">• Compare and contrast literary texts• Impact of geography on society• Impact of religion on society	<ul style="list-style-type: none">• Historical analysis• Examination of similiarties and differences• Cite textual evidence
7	<ul style="list-style-type: none">• Use context clues to make meaning• Author's purpose	<ul style="list-style-type: none">• Using context clues to analyze a diagram
8	<ul style="list-style-type: none">• Textual evidence in decision making• Resource analysis for accuracy without plagiarism	<ul style="list-style-type: none">• Reading a map


Secondary Social Studies Notables

Course	Strengths	Challenges
World Civ	<ul style="list-style-type: none">• Describe and evaluate claims and argument of a text• Determine one or more central ideas of informational text	<ul style="list-style-type: none">• Analysis of author's choice• Analysis of multiple interpretations of a text
US His I	<ul style="list-style-type: none">• Determine one or more central ideas of informational text• Evaluate resources with advanced searches	<ul style="list-style-type: none">• Determine theme(s) of a literary text• Use context clues to determine meaning of a word
US His II	<ul style="list-style-type: none">• Informational text and purpose of texts• Cite textual evidence and make connections	<ul style="list-style-type: none">• Supporting answers with evidence




Data Dive

Building Level



Protocol:



Goal- to answer these questions as an admin team, as a faculty:

- 1. Where are the pockets of excellence?**
- 2. Where/What are the opportunity gaps?**
- 3. Are there correlations with other sources of data?**
- 4. How do the standards addressed in this assessment appear in our curriculum over time?**

Data Dive

Building Level

Faculty Meeting

- **Look at data by building**
- **Look at data by district**
- **Begin to identify trends**
- **Identify strengths/challenges**
- **Consider how every department contribute to the benchmarks and standardized test scores**

Data Dive

Building Level

Department Meeting

With Supervisors/coaches:

- **Teachers evaluate their student data**
- **Teachers identify strengths/challenges of students' performance based on PLC meetings topic list.**
- **Teachers discuss with one another these strengths/challenges with specific standards**
- **Sharing of pedagogical strategies**
- **Teachers discuss/share how they will work with students to track their progress**

Data Dive

Building Level



Professional Learning Community (PLC)



- **What story is your data telling?**
- **What root causes for student achievement and challenges have been identified?**
- **What do we want all students to know and be able to do?**
- **How will we know if they learn it?**
- **How will we respond when some students do not learn?**
- **How will we extend the learning for students who are already proficient?**
- **How can we utilize our interventionists to support our students?**
- **What do Tier I, II, and III look like for our students?**

Questions?

