



SCHOOL DISTRICT BUDGET 2024 – 2025

Middleton School District

Name of School District/Charter School

134

Organization Number

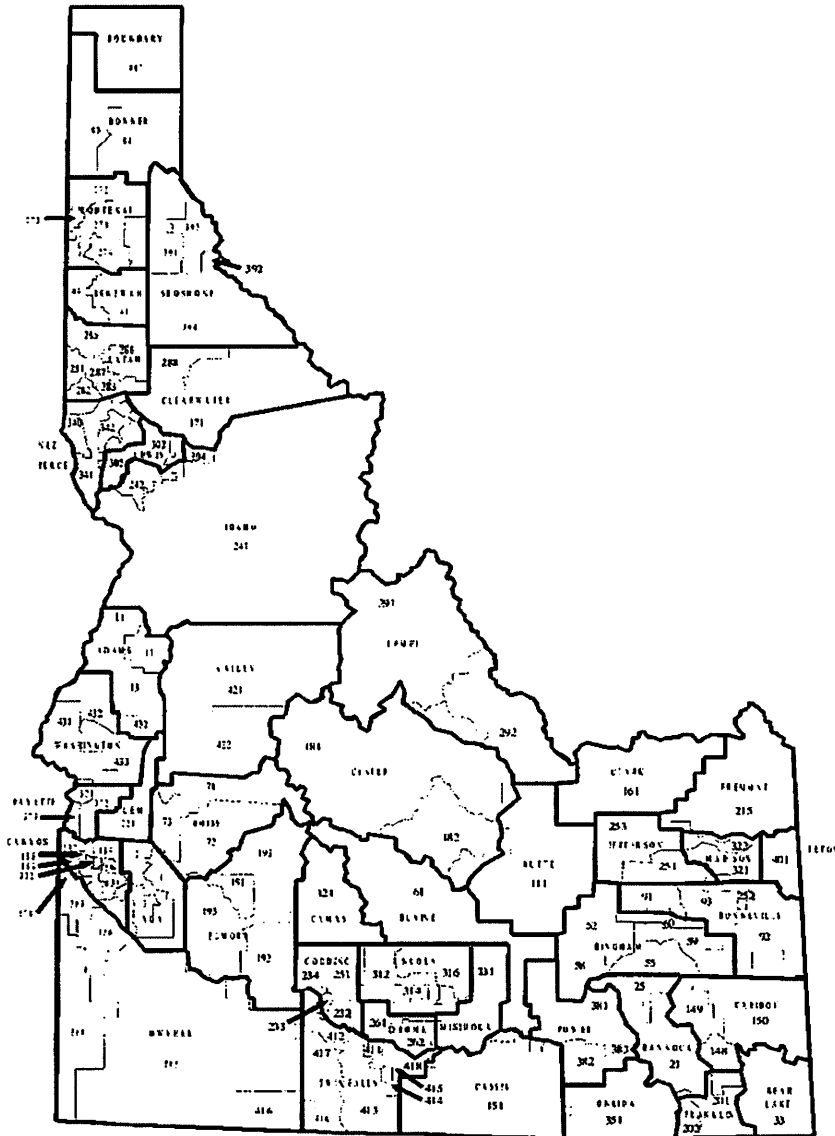
Canyon

County

Debbie Critchfield

DEPARTMENT OF EDUCATION

P.O. BOX 83720
BOISE, 83720-0027




CODE	CONTENTS	BUDGET INCLUDED*
GENERAL FUND		
100	General M & O	X
SPECIAL REVENUE FUNDS		
220	Forest Reserve Fund	
230-239	Special Project (Local)	X
240-249	Special Project (State)	X
250-289	Special Project (Federal)	X
290	Child Nutrition Fund	X
DEBT SERVICE FUNDS		
310	Bond Redemption & Interest Fund	X
CAPITAL PROJECT FUNDS		
410	Capital Construction Project Fund	
420	Plant Facilities Fund	X
430	Plant Facilities - School Bldg Main - Student Occu	
ENTERPRISE FUNDS		
510	Enterprise Fund	
INTERNAL SERVICE FUNDS		
610	Internal Service Fund	
710/720	Trust Funds	

* Indicate with an asterisk which reports are included in this document.

2024 - 2025 SCHOOL BUDGET


This document represents the Board of Trustees' estimate of revenues, proposed expenditures and the fund balances of available school funds for the 2024 - 2025 fiscal year. The planning, preparation and presentation of the budget has been directed by the Board of Trustees and the use of these resources will enable the school district to accomplish its goals and objectives for the school year.

In compliance with Section 33-801, Idaho Code, and the policy of the State Superintendent of Public Instruction, this document has been presented at a public hearing in the school district on June 10, 2024 and the Board of Trustees formally adopted this budget on June 10, 2024.



SUPERINTENDENT/CHARTER SCHOOL ADMINISTRATOR
Alicia D. Krantz
CONTACT PERSON (PLEASE PRINT)
akrantz@msd134.org
EMAIL ADDRESS
(208) 585-3027
PHONE NUMBER

SIGNED:



CHAIRPERSON OF THE BOARD

Middleton School District 134

SCHOOL DISTRICT/CHARTER NAME
June 10, 2024

DATE

Copy on file in the Office of the Superintendent of Public Instruction

**BUDGET
REVENUES
July 1, 2024 - June 30, 2025**

NOTE: Round each entry to the nearest dollar amount.

Line	Code	REVENUES Item	Prior Year Budget	Proposed Budget		Line	Code	REVENUES Item	Prior Year Budget	Proposed Budget	
				Line Amounts	Totals					Line Amounts	Totals
1	320000	Estimated Fund Balance, July 1	\$2,200,997.00	*****	\$3,200,000.00	40	429000	Other County			
2						41	420000	TOTAL COUNTY	0.00	*****	0.00
3	411100	Taxes - General M & O				42					
4	411200	Taxes - Supplemental	1,500,000.00	1,500,000.00		43	431100	Base Support Program	28,568,372.00	26,656,133.00	
5	411300	Taxes - Emergency				44	431200	Transportation Support	1,493,091.00	1,500,000.00	
6	411400	Taxes - Tort	94,200.00	135,000.00		45	431400	Exceptional Child/SED Support	8,613.00		
7	411500	Taxes - Cooperative				46	431500	Border Tuition Support			
8	411600	Taxes - Tuition				47	431600	Tuition Equivalency			
9	411700	Taxes - Migrant				48	431800	Benefit Apportionment	3,489,095.00	3,713,190.00	
10	411900	Taxes - Other	105,000.00	105,000.00		49	431900	Other State Support	1,327,426.00	1,181,030.00	
11	412100	Taxes - Plant Facility				50	432100	Driver Education Program			
12	412500	Taxes - Bond & Interest				51	432400	Professional Technical Program			
13		TOTAL TAXES	1,699,200.00	*****	1,740,000.00	52	437000	Lottery/Additional State Maintenance	408,513.00		
14	413000	Penalty: Delinquent Taxes	7,500.00	6,000.00		53	438000	Revenue in Lieu of/Tax Replacement	39,933.00	39,933.00	
15						54	439000	Other State Revenue			
16	414100	Tuition From Individuals				55	430000	TOTAL STATE	35,335,043.00	*****	33,090,286.00
17	414200	Tuition From Districts in Idaho				56					
18	414300	Tuition From Out of State Districts				57					
19						58	442000	Indirect Unrestricted Federal			
20	415000	Earnings on Investments	550,000.00	450,000.00		59	443000	Direct Restricted Federal			
21						60	445100	Title I - ESEA			
22	416100	School Food Service				61	445300	Perkins V - CTE			
23	416200	Meal Sales: Non-reimbur.				62	445400	Adult Education			
24	416900	Other Food Sales				63	445500	Child Nutrition Reimbursement			
25						64	445600	IDEA Part B (School Age & Preschool)			
26	417100	Admissions/Activities				65	445900	Other Indirect Federal Programs			
27	417200	Bookstore Sales				66	448200	Impact Aid - P.L. 874			
28	417300	Clubs, Org. Dues, Etc.				67	440000	TOTAL FEDERAL	0.00	*****	0.00
29	417400	School Fees & Charges				68					
30	417900	Other Student Revenues				69	451000	Proceeds: Bonds, Principal, Loan, et al			
31						70	453000	Proceeds: Disposal of Real or Personal Property or Capital Lease Proceeds			
32	418100	Community Service				71					
33						72	450000	TOTAL OTHER	0.00	*****	0.00
34	419100	Rentals	20,000.00	20,000.00		73					
35	419200	Contributions/Donations				74		TOTAL REVENUES	37,631,743.00	*****	35,326,286.00
36	419300	Transportation Fees				75					
37	419900	Other Local	20,000.00	20,000.00		76	460000	FUND TRANSFERS IN			0.00
38		TOTAL OTHER LOCAL	597,500.00	*****	496,000.00	77					
39	410000	TOTAL LOCAL (Line 13 + 38)	2,296,700.00	*****	2,236,000.00		400000	TOTAL BEG BALANCE + REVENUES + TRANSFERS (Lines 1 + 74 + 76)	\$39,832,740.00	*****	\$38,526,286.00

**BUDGET
EXPENDITURES**

July 1, 2024 - June 30, 2025

NOTE: Round each entry to the nearest dollar amount.

Line	Code	EXPENDITURES Functions/Programs	Prior Year Budget	Proposed Budget	100 Salaries	200 Benefits	300 Purchased Services	400 Supplies Materials	500 Capital Objects	600 Debt Retirement	700 Insurance- Judgment	800 Transfers
1	512	Elementary School Program	\$8,919,077.00	\$8,618,420.00	\$6,000,749.00	\$2,557,671.00		\$60,000.00				
2	515	Secondary School Program	9,561,350.00	\$9,502,101.00	6,882,017.00	2,748,884.00	11,200.00	60,000.00				
3	517	Alternative School Program	1,131,126.00	\$1,163,215.00	812,761.00	341,454.00	3,000.00	6,000.00				
4	519	Vocational-Technical Program		\$0.00								
5	521	Special Education Program	2,208,435.00	\$2,353,763.00	1,511,971.00	833,442.00	6,350.00	2,000.00				
6	522	Special Education Preschool Program	220,503.00	\$188,681.00	125,387.00	63,294.00						
7	524	Gifted & Talented Program	106,027.00	\$108,598.00	76,629.00	28,969.00		3,000.00				
8	531	Interscholastic Program	317,500.00	\$321,000.00	250,000.00	50,000.00	16,000.00	5,000.00				
9	532	School Activity Program		\$0.00								
10	541	Summer School Program	36,602.00	\$36,602.00	30,000.00	6,102.00		500.00				
11	542	Adult School Program		\$0.00								
12	546	Detention Center Program		\$0.00								
13												
14	500	TOTAL INSTRUCTION	\$22,500,620.00	\$22,292,380.00	\$15,489,514.00	\$6,629,816.00	\$36,550.00	\$136,500.00	\$0.00	\$0.00	\$0.00	\$0.00
15												
16	611	Attendance-Guidance-Health Program	1,499,618.00	\$1,470,326.00	1,028,268.00	432,058.00	2,500.00	7,500.00				
17	616	Special Education Support Services Prog	771,888.00	\$771,810.00	544,571.00	226,339.00	900.00					
18												
19	621	Instruction Improvement Program	1,774,771.00	\$1,454,185.00	635,174.00	204,001.00	106,510.00	508,500.00				
20	622	Educational Media Program	238,900.00	\$243,938.00	145,560.00	91,378.00		7,000.00				
21	623	Instruction-Related Technology Program	830,541.00	\$812,295.00	393,063.00	176,232.00	218,000.00	25,000.00				
22	624	Books and Periodicals		\$0.00								
23	631	Board of Education Program	61,727.00	\$55,650.00	8,500.00	650.00	43,500.00	3,000.00				
24	632	District Administration Program	964,370.00	\$1,027,389.00	437,317.00	370,683.00	68,960.00	30,000.00			120,429.00	
25												
26	641	School Administration Program	2,464,869.00	\$2,555,934.00	1,779,082.00	761,352.00	9,500.00	6,000.00				
27												
28	651	Business Operation Program	329,806.00	\$341,492.00	223,049.00	73,943.00	24,500.00	20,000.00				
29	655	Central Service Program		\$0.00								
30	656	Administrative Technology Services Prog		\$0.00								
31	661	Buildings-Care Program (Custodial)	1,850,628.00	\$2,012,100.00	653,260.00	346,611.00	741,800.00	150,000.00			120,429.00	
32	663	Maintenance - Non Student Occupied	27,500.00	\$27,500.00			25,000.00	2,500.00				
33	664	Maintenance - Buildings and Equipment	1,371,623.00	\$754,801.00	491,366.00	198,347.00		65,088.00				
34	665	Maintenance - Grounds	636,491.00	\$397,721.00	168,145.00	79,576.00		125,000.00	25,000.00			
35	667	Security Program	220,600.00	\$250,000.00			250,000.00					
36												
37	681	Pupil - To School Trans. Program	2,205,155.00	\$2,305,500.00			2,305,500.00					
38	682	Pupil - Activity Trans. Program	60,750.00	\$60,000.00			60,000.00					
39	683	General Transportation Program	1,500.00	\$3,250.00			2,500.00	750.00				

E:\Middleton\Drive\MSD Budget\FY2025 Budget\FY2025 Revenues & Expenditures-MSD134.dsm\100 E1

Subtotal (carried over to page b)	15,310,557.00	14,543,891.00	6,507,355.00	2,961,170.00	3,859,170.00	950,338.00	25,000.00	0.00	240,858.00	0.00
-----------------------------------	---------------	---------------	--------------	--------------	--------------	------------	-----------	------	------------	------

**BUDGET
EXPENDITURES**
July 1, 2024 - June 30, 2025

NOTE: Round each entry to the nearest dollar amount.

Line	Code	EXPENDITURES Functions/Programs	Prior Year Budget	Proposed Budget	100 Salaries	200 Benefits	300 Purchased Services	400 Supplies Materials	500 Capital Objects	600 Debt Retirement	700 Insurance- Judgment	800 Transfers
40	691	Other Support Services Program		\$0.00								
41												
42	600	TOTAL SUPPORT SERVICES	\$15,310,557.00	\$14,543,891.00	\$6,507,355.00	\$2,961,170.00	\$3,859,170.00	\$950,338.00	\$25,000.00	\$0.00	\$240,858.00	\$0.00
43												
44	710	Child Nutrition Program	30,000.00	35,000.00		35,000.00						
45	720	Community Services Program		0.00								
46	730	Enterprise Operations		0.00								
47	740	Student Activity Program		0.00								
48												
49	700	TOTAL NON-INSTRUCTION	\$30,000.00	\$35,000.00	\$0.00	\$35,000.00	\$0.00	\$0.00	\$0.00	\$0.00	\$0.00	\$0.00
50												
51	810	Capital Assets		0.00								
52	811	Capital Assets - NonStudent Occupied		0.00								
53												
54	800	TOTAL CAPITAL ASSET PROGRAMS	\$0.00	\$0.00	\$0.00	\$0.00	\$0.00	\$0.00	\$0.00	\$0.00	\$0.00	\$0.00
55												
56	911	Debt Services Program - Principal		0.00								
57	912	Debt Services Program - Interest		0.00								
58	913	Debt Services Program - Refunded Debt										
59	920	Fund Transfers Out	390,000.00	0.00								
60												
61	900	TOTAL OTHER SERVICES	\$390,000.00	\$0.00	\$0.00	\$0.00	\$0.00	\$0.00	\$0.00	\$0.00	\$0.00	\$0.00
62												
63		TOTAL EXPENDITURES (Lines 14+42+49+54+61)	\$38,231,177.00	\$36,871,271.00	\$21,996,869.00	\$9,625,986.00	\$3,895,720.00	\$1,086,838.00	\$25,000.00	\$0.00	\$240,858.00	\$0.00
64												
65												
66	950	Contingency Reserve	1,601,563.00	1,655,015.00								
67		(5% of line 63) (Applies to General Fund only)										
68												
69		TOTAL EXPENDITURES + CONT. RESEF	\$39,832,740.00	\$38,526,286.00								
70		(Line 64 + line 66)										
71												
72												
73		BUDGET SUMMARY										
74												
75		Beginning Fund Balance	2,200,997.00	3,200,000.00								
76		Revenues + Transfers In	37,631,743.00	35,326,286.00								
77		TOTAL REVENUE (lines 75 + 76)	39,832,740.00	38,526,286.00								
78												
79		Total Expenditures + Cont. Reserve (line 69)	39,832,740.00	38,526,286.00								
80		Unappropriated Balance	0.00	0.00								
81		TOTAL EXPD + CONT. RES + UNAPPR BAL (lines 79 + 80)	\$39,832,740.00	\$38,526,286.00								

(Applies to General Fund only)

BUDGET SUMMARY:

The total on line 76 must equal the total on line 80.

**BUDGET
REVENUES**
July 1, 2024 - June 30, 2025

**SPECIAL LOCAL
230 THROUGH 239**

**FUND NAME: Special Grants
FUND NO: 231**

NOTE: Round each entry to the nearest dollar amount.

Line	Code	REVENUES Item	Prior Year Budget	Proposed Budget		Line	Code	REVENUES Item	Prior Year Budget	Proposed Budget	
				Line Amounts	Totals					Line Amounts	Totals
1	320000	Estimated Fund Balance, July 1		*****		40	429000	Other County			
2						41	420000	TOTAL COUNTY	0.00	*****	0.00
3	411100	Taxes - General M & O				42					
4	411200	Taxes - Supplemental				43	431100	Base Support Program			
5	411300	Taxes - Emergency				44	431200	Transportation Support			
6	411400	Taxes - Tort				45	431400	Exceptional Child/SED Support			
7	411500	Taxes - Cooperative				46	431500	Border Tuition Support			
8	411600	Taxes - Tuition				47	431600	Tuition Equivalency			
9	411700	Taxes - Migrant				48	431800	Benefit Apportionment			
10	411900	Taxes - Other				49	431900	Other State Support			
11	412100	Taxes - Plant Facility				50	432100	Driver Education Program			
12	412500	Taxes - Bond & Interest				51	432400	Professional Technical Program			
13		TOTAL TAXES	0.00	*****	0.00	52	437000	Lottery/Additional State Maintenance			
14	413000	Penalty: Delinquent Taxes				53	438000	Revenue in Lieu of Tax Replacement			
15						54	439000	Other State Revenue			
16	414100	Tuition From Individuals				55	430000	TOTAL STATE	0.00	*****	0.00
17	414200	Tuition From Districts in Idaho				56					
18	414300	Tuition From Out of State Districts				57					
19						58	442000	Indirect Unrestricted Federal			
20	415000	Earnings on Investments				59	443000	Direct Restricted Federal			
21						60	445100	Title I - ESEA			
22	416100	School Food Service				61	445300	Perkins V - CTE			
23	416200	Meal Sales: Non-reimbur.				62	445400	Adult Education			
24	416900	Other Food Sales				63	445500	Child Nutrition Reimbursement			
25						64	445600	IDEA Part B (School Age & Preschool)			
26	417100	Admissions/Activities				65	445900	Other Indirect Federal Programs			
27	417200	Bookstore Sales				66	448200	Impact Aid - P.L. 874			
28	417300	Clubs, Org. Dues, Etc.				67	440000	TOTAL FEDERAL	0.00	*****	0.00
29	417400	School Fees & Charges				68					
30	417900	Other Student Revenues				69	451000	Proceeds: Bonds, Principal, Loan, et al			
31						70	453000	Proceeds: Disposal of Real or Personal Property or Capital Lease Proceeds			
32	418100	Community Service				71					
33						72	450000	TOTAL OTHER	0.00	*****	0.00
34	419100	Rentals				73					
35	419200	Contributions/Donations				74		TOTAL REVENUES	36,475.00	*****	230,000.00
36	419300	Transportation Fees				75					
37	419900	Other Local	36,475.00	230,000.00		76	460000	FUND TRANSFERS IN	102,746.00		0.00
38		TOTAL OTHER LOCAL	36,475.00	*****	230,000.00	77					
39	410000	TOTAL LOCAL (Line 13 + 38)	36,475.00	*****	230,000.00		400000	TOTAL BEG BALANCE + REVENUES + TRANSFERS (Lines 1 + 74 + 76)	\$139,221.00	*****	\$230,000.00

BUDGET
EXPENDITURES
 July 1, 2024 - June 30, 2025

SPECIAL LOCAL
 230 THROUGH 239

FUND NAME: Special Grants
 FUND NO: 231

NOTE: Round each entry to the nearest dollar amount.

Line	Code	EXPENDITURES Functions/Programs	Prior Year Budget	Proposed Budget	100 Salaries	200 Benefits	300 Purchased Services	400 Supplies Materials	500 Capital Objects	600 Debt Retirement	700 Insurance- Judgment	800 Transfers
40	691	Other Support Services Program		\$0.00								
41												
42	600	TOTAL SUPPORT SERVICES	\$139,221.00	\$230,000.00	\$162,618.00	\$62,370.00	\$660.00	\$4,352.00	\$0.00	\$0.00	\$0.00	\$0.00
43												
44	710	Child Nutrition Program		0.00								
45	720	Community Services Program		0.00								
46	730	Enterprise Operations		0.00								
47	740	Student Activity		0.00								
48												
49	700	TOTAL NON-INSTRUCTION	\$0.00	\$0.00	\$0.00	\$0.00	\$0.00	\$0.00	\$0.00	\$0.00	\$0.00	\$0.00
50												
51	810	Capital Assets		0.00								
52	811	Capital Assets - NonStudent Occupied		0.00								
53												
54	800	TOTAL CAPITAL ASSET PROGRAMS	\$0.00	\$0.00	\$0.00	\$0.00	\$0.00	\$0.00	\$0.00	\$0.00	\$0.00	\$0.00
55												
56	911	Debt Services Program - Principal		0.00								
57	912	Debt Services Program - Interest										
58	913	Debt Services Program - Refunded Debt		0.00								
59	920	Fund Transfers Out		0.00								
60												
61	900	TOTAL OTHER SERVICES	\$0.00	\$0.00	\$0.00	\$0.00	\$0.00	\$0.00	\$0.00	\$0.00	\$0.00	\$0.00
62												
63		TOTAL EXPENDITURES										
64		(Lines 14+42+49+54+81)	\$139,221.00	\$230,000.00	\$162,618.00	\$62,370.00	\$660.00	\$4,352.00	\$0.00	\$0.00	\$0.00	\$0.00
65												
66												
67												
68												
69												
70												
71												
72												
73		BUDGET SUMMARY										
74												
75		Beginning Fund Balance	0.00	0.00								
76		Revenues + Transfers In	139,221.00	230,000.00								
77		TOTAL REVENUE (lines 75 + 76)	139,221.00	230,000.00								
78												
79		Total Expenditures (line 64)	139,221.00	230,000.00								
80		Unappropriated Balance	0.00	0.00								
81		TOTAL EXPD. + UNAPPR. BAL. (lines 78 + 79)	\$139,221.00	\$230,000.00								

BUDGET SUMMARY:

The total on line 77 must equal the total on line 81.

**BUDGET
REVENUES**

July 1, 2024 - June 30, 2025

SCHOOL BUILDING MAINTENANCE - STUDENT OCCUPIED

FUND NO: 240

NOTE: Round each entry to the nearest dollar amount.

Line	Code	REVENUES Item	Prior Year Budget	Proposed Budget		Line	Code	REVENUES Item	Prior Year Budget	Proposed Budget	
				Line Amounts	Totals					Line Amounts	Totals
1	320000	Estimated Fund Balance, July 1	\$0.00	*****		40	429000	Other County			
2						41	420000	TOTAL COUNTY	0.00	*****	0.00
3	411100	Taxes - General M & O				42					
4	411200	Taxes - Supplemental				43	431100	Base Support Program			
5	411300	Taxes - Emergency				44	431200	Transportation Support			
6	411400	Taxes - Tort				45	431400	Exceptional Child/SED Support			
7	411500	Taxes - Cooperative				46	431500	Border Tuition Support			
8	411600	Taxes - Tuition				47	431600	Tuition Equivalency			
9	411700	Taxes - Migrant				48	431800	Benefit Apportionment			
10	411900	Taxes - Other				49	431900	Other State Support			
11	412100	Taxes - Plant Facility				50	432100	Driver Education Program			
12	412500	Taxes - Bond & Interest				51	432400	Professional Technical Program			
13		TOTAL TAXES	0.00	*****	0.00	52	437000	Lottery/Additional State Maintenance			
14	413000	Penalty: Delinquent Taxes				53	438000	Revenue in Lieu of Tax Replacement			
15						54	439000	Other State Revenue		151,874.80	
16	414100	Tuition From Individuals				55	430000	TOTAL STATE	0.00	*****	151,874.80
17	414200	Tuition From Districts in Idaho				56					
18	414300	Tuition From Out of State Districts				57					
19						58	442000	Indirect Unrestricted Federal			
20	415000	Earnings on Investments				59	443000	Direct Restricted Federal			
21						60	445100	Title I - ESEA			
22	416100	School Food Service				61	445300	Perkins V - CTE			
23	416200	Meal Sales: Non-reimbur.				62	445400	Adult Education			
24	416900	Other Food Sales				63	445500	Child Nutrition Reimbursement			
25						64	445600	IDEA Part B (School Age & Preschool)			
26	417100	Admissions/Activities				65	445900	Other Indirect Federal Programs			
27	417200	Bookstore Sales				66	448200	Impact Aid - P.L. 874			
28	417300	Clubs, Org. Dues, Etc.				67	440000	TOTAL FEDERAL	0.00	*****	0.00
29	417400	School Fees & Charges				68					
30	417900	Other Student Revenues				69	451000	Proceeds: Bonds, Principal, Loan, et al			
31						70	453000	Proceeds: Disposal of Real or Personal Property or Capital Lease Proceeds			
32	418100	Community Service				71					
33						72	450000	TOTAL OTHER	0.00	*****	0.00
34	419100	Rentals				73					
35	419200	Contributions/Donations				74		TOTAL REVENUES	0.00	*****	177,998.01
36	419300	Transportation Fees				75					
37	419900	Other Local		26,123.21		76	460000	FUND TRANSFERS IN			0.00
38		TOTAL OTHER LOCAL	0.00	*****	26,123.21	77					
39	410000	TOTAL LOCAL (Line 13 + 38)	0.00	*****	26,123.21		400000	TOTAL BEG BALANCE + REVENUES + TRANSFERS (Lines 1 + 74 + 76)	\$0.00	*****	\$177,998.01

**BUDGET
EXPENDITURES**

July 1, 2024 - June 30, 2025

Page 18
SCHOOL BUILDING MAINTENANCE - STUDENT OCCUPIED

FUND NO: 240

NOTE: Round each entry to the nearest dollar amount.

Line	Code	EXPENDITURES Functions/Programs	Prior Year Budget	Proposed Budget	100 Salaries	200 Benefits	300 Purchased Services	400 Supplies Materials	500 Capital Objects	600 Debt Retirement	700 Insurance- Judgment	800 Transfers
40	691	Other Support Services Program		\$0.00								
41												
42	600	TOTAL SUPPORT SERVICES	\$0.00	\$120,000.00	\$0.00	\$0.00	\$120,000.00	\$0.00	\$0.00	\$0.00	\$0.00	\$0.00
43												
44	710	Child Nutrition Program		0.00								
45	720	Community Services Program		0.00								
46	730	Enterprise Operations		0.00								
47	740	Student Activity		0.00								
48												
49	700	TOTAL NON-INSTRUCTION	\$0.00	\$0.00	\$0.00	\$0.00	\$0.00	\$0.00	\$0.00	\$0.00	\$0.00	\$0.00
50												
51	810	Capital Assets		0.00								
52	811	Capital Assets - NonStudent Occupied		0.00								
53												
54	800	TOTAL CAPITAL ASSET PROGRAMS	\$0.00	\$0.00	\$0.00	\$0.00	\$0.00	\$0.00	\$0.00	\$0.00	\$0.00	\$0.00
55												
56	911	Debt Services Program - Principal		0.00								
57	912	Debt Services Program - Interest										
58	913	Debt Services Program - Refunded Debt		0.00								
59	920	Fund Transfers Out		0.00								
60												
61	900	TOTAL OTHER SERVICES	\$0.00	\$0.00	\$0.00	\$0.00	\$0.00	\$0.00	\$0.00	\$0.00	\$0.00	\$0.00
62												
63		TOTAL EXPENDITURES										
64		(Lines 14+42+49+54+61)	\$0.00	\$120,000.00	\$0.00	\$0.00	\$120,000.00	\$0.00	\$0.00	\$0.00	\$0.00	\$0.00
65												
66												
67												
68												
69												
70												
71												
72												
73		BUDGET SUMMARY										
74												
75		Beginning Fund Balance	0.00	0.00								
76		Revenues + Transfers In	0.00	177,998.01								
77		TOTAL REVENUE (lines 75 + 76)	0.00	177,998.01								
78												
79		Total Expenditures (line 64)	0.00	120,000.00								
80		Unappropriated Balance	0.00	57,998.01								
81		TOTAL EXPD. + UNAPPR. BAL. (lines 78 + 79)	\$0.00	\$177,998.01								

BUDGET SUMMARY:

The total on line 77 must equal the total on line 81.

**BUDGET
REVENUES**
July 1, 2024 - June 30, 2025

NOTE: Round each entry to the nearest dollar amount.

Line	Code	REVENUES Item	Prior Year Budget	Proposed Budget		Line	Code	REVENUES Item	Prior Year Budget	Proposed Budget	
				Line Amounts	Totals					Line Amounts	Totals
1	320000	Estimated Fund Balance, July 1		*****		40	429000	Other County			
2						41	420000	TOTAL COUNTY	0.00	*****	0.00
3	411100	Taxes - General M & O				42					
4	411200	Taxes - Supplemental				43	431100	Base Support Program			
5	411300	Taxes - Emergency				44	431200	Transportation Support			
6	411400	Taxes - Tort				45	431400	Exceptional Child/SED Support			
7	411500	Taxes - Cooperative				46	431500	Border Tuition Support			
8	411600	Taxes - Tuition				47	431600	Tuition Equivalency			
9	411700	Taxes - Migrant				48	431800	Benefit Apportionment			
10	411900	Taxes - Other				49	431900	Other State Support			
11	412100	Taxes - Plant Facility				50	432100	Driver Education Program			
12	412500	Taxes - Bond & Interest				51	432400	Professional Technical Program	274,087.00	176,568.00	
13		TOTAL TAXES	0.00	*****	0.00	52	437000	Lottery/Additional State Maintenance			
14	413000	Penalty: Delinquent Taxes				53	438000	Revenue in Lieu of/Tax Replacement			
15						54	439000	Other State Revenue			
16	414100	Tuition From Individuals				55	430000	TOTAL STATE	274,087.00	*****	176,568.00
17	414200	Tuition From Districts in Idaho				56					
18	414300	Tuition From Out of State Districts				57					
19						58	442000	Indirect Unrestricted Federal			
20	415000	Earnings on Investments				59	443000	Direct Restricted Federal			
21						60	445100	Title I - ESEA			
22	416100	School Food Service				61	445300	Perkins V - CTE			
23	416200	Meal Sales: Non-reimbur.				62	445400	Adult Education			
24	416900	Other Food Sales				63	445500	Child Nutrition Reimbursement			
25						64	445600	IDEA Part B (School Age & Preschool)			
26	417100	Admissions/Activities				65	445900	Other Indirect Federal Programs			
27	417200	Bookstore Sales				66	448200	Impact Aid - P.L. 874			
28	417300	Clubs, Org. Dues, Etc.				67	440000	TOTAL FEDERAL	0.00	*****	0.00
29	417400	School Fees & Charges				68					
30	417900	Other Student Revenues				69	451000	Proceeds: Bonds, Principal, Loan, et al			
31						70	453000	Proceeds: Disposal of Real or Personal Property or Capital Lease Proceeds			
32	418100	Community Service				71					
33						72	450000	TOTAL OTHER	0.00	*****	0.00
34	419100	Rentals				73					
35	419200	Contributions/Donations				74		TOTAL REVENUES	274,087.00	*****	176,568.00
36	419300	Transportation Fees				75					
37	419900	Other Local				76	460000	FUND TRANSFERS IN			0.00
38		TOTAL OTHER LOCAL	0.00	*****	0.00	77					
39	410000	TOTAL LOCAL (Line 13 + 38)	0.00	*****	0.00		400000	TOTAL BEG BALANCE + REVENUES + TRANSFERS (Lines 1 + 74 + 76)	\$274,087.00	*****	\$176,568.00

**BUDGET
EXPENDITURES
July 1, 2024 - June 30, 2025**

NOTE: Round each entry to the nearest dollar amount.

Line	Code	EXPENDITURES Functions/Programs	Prior Year Budget	Proposed Budget	100 Salaries	200 Benefits	300 Purchased Services	400 Supplies Materials	500 Capital Objects	600 Debt Retirement	700 Insurance- Judgment	800 Transfers
40	691	Other Support Services Program		\$0.00								
41												
42	600	TOTAL SUPPORT SERVICES	\$0.00	\$0.00	\$0.00	\$0.00	\$0.00	\$0.00	\$0.00	\$0.00	\$0.00	\$0.00
43												
44	710	Child Nutrition Program		0.00								
45	720	Community Services Program		0.00								
46	730	Enterprise Operations		0.00								
47	740	Student Activity Program		0.00								
48												
49	700	TOTAL NON-INSTRUCTION	\$0.00	\$0.00	\$0.00	\$0.00	\$0.00	\$0.00	\$0.00	\$0.00	\$0.00	\$0.00
50												
51	810	Capital Assets		0.00								
52	811	Capital Assets - NonStudent Occupied		0.00								
53												
54	800	TOTAL CAPITAL ASSET PROGRAMS	\$0.00	\$0.00	\$0.00	\$0.00	\$0.00	\$0.00	\$0.00	\$0.00	\$0.00	\$0.00
55												
56	911	Debt Services Program - Principal		0.00								
57	912	Debt Services Program - Interest										
58	913	Debt Services Program - Refunded Debt		0.00								
59	920	Fund Transfers Out		0.00								
60												
61	900	TOTAL OTHER SERVICES	\$0.00	\$0.00	\$0.00	\$0.00	\$0.00	\$0.00	\$0.00	\$0.00	\$0.00	\$0.00
62												
63		TOTAL EXPENDITURES										
64		(Lines 14+42+49+54+61)	\$274,087.00	\$176,568.00	\$85,768.00	\$20,590.00	\$0.00	\$90,210.00	\$0.00	\$0.00	\$0.00	\$0.00
65												
66												
67												
68												
69												
70												
71												
72												
73		BUDGET SUMMARY										
74												
75		Beginning Fund Balance	0.00	0.00								
76		Revenues + Transfers In	274,087.00	176,568.00								
77		TOTAL REVENUE (lines 75 + 76)	274,087.00	176,568.00								
78												
79		Total Expenditures (line 64)	274,087.00	176,568.00								
80		Unappropriated Balance	0.00	0.00								
81		TOTAL EXPD. + UNAPPR. BAL. (lines 78 + 79)	\$274,087.00	\$176,568.00								

BUDGET SUMMARY:

The total on line 77 must equal the total on line 81.

**BUDGET
REVENUES**
July 1, 2024 - June 30, 2025

NOTE: Round each entry to the nearest dollar amount.

Line	Code	REVENUES Item	Prior Year Budget	Proposed Budget		Line	Code	REVENUES Item	Prior Year Budget	Proposed Budget	
				Line Amounts	Totals					Line Amounts	Totals
1	320000	Estimated Fund Balance, July 1	\$19,571.00	*****	\$150,000.00	40	429000	Other County			
2						41	420000	TOTAL COUNTY	0.00	*****	0.00
3	411100	Taxes - General M & O				42					
4	411200	Taxes - Supplemental				43	431100	Base Support Program			
5	411300	Taxes - Emergency				44	431200	Transportation Support			
6	411400	Taxes - Tort				45	431400	Exceptional Child/SED Support			
7	411500	Taxes - Cooperative				46	431500	Border Tuition Support			
8	411600	Taxes - Tuition				47	431600	Tuition Equivalency			
9	411700	Taxes - Migrant				48	431800	Benefit Apportionment			
10	411900	Taxes - Other				49	431900	Other State Support			
11	412100	Taxes - Plant Facility				50	432100	Driver Education Program			
12	412500	Taxes - Bond & Interest				51	432400	Professional Technical Program			
13		TOTAL TAXES	0.00	*****	0.00	52	437000	Lottery/Additional State Maintenance			
14	413000	Penalty: Delinquent Taxes				53	438000	Revenue in Lieu of/Tax Replacement			
15						54	439000	Other State Revenue	404,273.00	415,765.00	
16	414100	Tuition From Individuals				55	430000	TOTAL STATE	404,273.00	*****	415,765.00
17	414200	Tuition From Districts in Idaho				56					
18	414300	Tuition From Out of State Districts				57					
19						58	442000	Indirect Unrestricted Federal			
20	415000	Earnings on Investments				59	443000	Direct Restricted Federal			
21						60	445100	Title I - ESEA			
22	416100	School Food Service				61	445300	Perkins V - CTE			
23	416200	Meal Sales: Non-reimbur.				62	445400	Adult Education			
24	416900	Other Food Sales				63	445500	Child Nutrition Reimbursement			
25						64	445600	IDEA Part B (School Age & Preschool)			
26	417100	Admissions/Activities				65	445900	Other Indirect Federal Programs			
27	417200	Bookstore Sales				66	448200	Impact Aid - P.L. 874			
28	417300	Clubs, Org. Dues, Etc.				67	440000	TOTAL FEDERAL	0.00	*****	0.00
29	417400	School Fees & Charges				68					
30	417900	Other Student Revenues				69	451000	Proceeds: Bonds, Principal, Loan, et al			
31						70	453000	Proceeds: Disposal of Real or Personal Property or Capital Lease Proceeds			
32	418100	Community Service				71					
33						72	450000	TOTAL OTHER	0.00	*****	0.00
34	419100	Rentals				73					
35	419200	Contributions/Donations				74		TOTAL REVENUES	404,273.00	*****	415,765.00
36	419300	Transportation Fees				75					
37	419900	Other Local				76	460000	FUND TRANSFERS IN			0.00
38		TOTAL OTHER LOCAL	0.00	*****	0.00	77					
39	410000	TOTAL LOCAL (Line 13 + 38)	0.00	*****	0.00		400000	TOTAL BEG BALANCE + REVENUES + TRANSFERS (Lines 1 + 74 + 76)	\$423,844.00	*****	\$565,765.00

**BUDGET
EXPENDITURES
July 1, 2024 - June 30, 2025**

NOTE: Round each entry to the nearest dollar amount.

Line	Code	EXPENDITURES Functions/Programs	Prior Year Budget	Proposed Budget	100 Salaries	200 Benefits	300 Purchased Services	400 Supplies Materials	500 Capital Objects	600 Debt Retirement	700 Insurance- Judgment	800 Transfers
40	691	Other Support Services Program		\$0.00								
41												
42	600	TOTAL SUPPORT SERVICES	\$341,084.00	\$390,737.00	\$0.00	\$0.00	\$258,800.00	\$31,937.00	\$100,000.00	\$0.00	\$0.00	\$0.00
43												
44	710	Child Nutrition Program		0.00								
45	720	Community Services Program		0.00								
46	730	Enterprise Operations		0.00								
47	740	Student Activity Program		0.00								
48												
49	700	TOTAL NON-INSTRUCTION	\$0.00	\$0.00	\$0.00	\$0.00	\$0.00	\$0.00	\$0.00	\$0.00	\$0.00	\$0.00
50												
51	810	Capital Assets		0.00								
52	811	Capital Assets - NonStudent Occupied		0.00								
53												
54	800	TOTAL CAPITAL ASSET PROGRAMS	\$0.00	\$0.00	\$0.00	\$0.00	\$0.00	\$0.00	\$0.00	\$0.00	\$0.00	\$0.00
55												
56	911	Debt Services Program - Principal		0.00								
57	912	Debt Services Program - Interest										
58	913	Debt Services Program - Refunded Debt		0.00								
59	920	Fund Transfers Out		0.00								
60												
61	900	TOTAL OTHER SERVICES	\$0.00	\$0.00	\$0.00	\$0.00	\$0.00	\$0.00	\$0.00	\$0.00	\$0.00	\$0.00
62												
63		TOTAL EXPENDITURES										
64		(Lines 14+42+49+54+61)	\$423,844.00	\$474,718.00	\$50,813.00	\$33,368.00	\$258,800.00	\$31,937.00	\$100,000.00	\$0.00	\$0.00	\$0.00
65												
66												
67												
68												
69												
70												
71												
72												
73		BUDGET SUMMARY										
74												
75		Beginning Fund Balance	19,571.00	150,000.00								
76		Revenues + Transfers In	404,273.00	415,765.00								
77		TOTAL REVENUE (lines 75 + 76)	423,844.00	565,765.00								
78												
79		Total Expenditures (line 64)	423,844.00	474,718.00								
80		Unappropriated Balance	0.00	91,047.00								
81		TOTAL EXPD. + UNAPPR. BAL. (lines 78 + 79)	\$423,844.00	\$565,765.00								

BUDGET SUMMARY:

The total on line 77 must equal the total on line 81.

**BUDGET
REVENUES**

July 1, 2024 - June 30, 2025

NOTE: Round each entry to the nearest dollar amount.

Line	Code	REVENUES Item	Prior Year Budget	Proposed Budget		Line	Code	REVENUES Item	Prior Year Budget	Proposed Budget	
				Line Amounts	Totals					Line Amounts	Totals
1	320000	Estimated Fund Balance, July 1	\$3,581.00	*****		40	429000	Other County			
2						41	420000	TOTAL COUNTY	0.00	*****	0.00
3	411100	Taxes - General M & O				42					
4	411200	Taxes - Supplemental				43	431100	Base Support Program			
5	411300	Taxes - Emergency				44	431200	Transportation Support			
6	411400	Taxes - Tort				45	431400	Exceptional Child/SED Support			
7	411500	Taxes - Cooperative				46	431500	Border Tuition Support			
8	411600	Taxes - Tuition				47	431600	Tuition Equivalency			
9	411700	Taxes - Migrant				48	431800	Benefit Apportionment			
10	411900	Taxes - Other				49	431900	Other State Support			
11	412100	Taxes - Plant Facility				50	432100	Driver Education Program			
12	412500	Taxes - Bond & Interest				51	432400	Professional Technical Program			
13		TOTAL TAXES	0.00	*****	0.00	52	437000	Lottery/Additional State Maintenance			
14	413000	Penalty: Delinquent Taxes				53	438000	Revenue in Lieu of/Tax Replacement			
15						54	439000	Other State Revenue	56,220.00	54,546.00	
16	414100	Tuition From Individuals				55	430000	TOTAL STATE	56,220.00	*****	54,546.00
17	414200	Tuition From Districts in Idaho				56					
18	414300	Tuition From Out of State Districts				57					
19						58	442000	Indirect Unrestricted Federal			
20	415000	Earnings on Investments				59	443000	Direct Restricted Federal			
21						60	445100	Title I - ESEA			
22	416100	School Food Service				61	445300	Perkins V - CTE			
23	416200	Meal Sales: Non-reimbur.				62	445400	Adult Education			
24	416900	Other Food Sales				63	445500	Child Nutrition Reimbursement			
25						64	445600	IDEA Part B (School Age & Preschool)			
26	417100	Admissions/Activities				65	445900	Other Indirect Federal Programs			
27	417200	Bookstore Sales				66	448200	Impact Aid - P.L. 874			
28	417300	Clubs, Org. Dues, Etc.				67	440000	TOTAL FEDERAL	0.00	*****	0.00
29	417400	School Fees & Charges				68					
30	417900	Other Student Revenues				69	451000	Proceeds: Bonds, Principal, Loan, et al			
31						70	453000	Proceeds: Disposal of Real or Personal Property or Capital Lease Proceeds			
32	418100	Community Service				71					
33						72	450000	TOTAL OTHER	0.00	*****	0.00
34	419100	Rentals				73					
35	419200	Contributions/Donations				74		TOTAL REVENUES	56,220.00	*****	54,546.00
36	419300	Transportation Fees				75					
37	419900	Other Local				76	460000	FUND TRANSFERS IN			0.00
38		TOTAL OTHER LOCAL	0.00	*****	0.00	77					
39	410000	TOTAL LOCAL (Line 13 + 38)	0.00	*****	0.00		400000	TOTAL BEG BALANCE + REVENUES + TRANSFERS (Lines 1 + 74 + 76)	\$59,801.00	*****	\$54,546.00

**BUDGET
EXPENDITURES**

July 1, 2024 - June 30, 2025

NOTE: Round each entry to the nearest dollar amount.

Line	Code	EXPENDITURES Functions/Programs	Prior Year Budget	Proposed Budget	100 Salaries	200 Benefits	300 Purchased Services	400 Supplies Materials	500 Capital Objects	600 Debt Retirement	700 Insurance- Judgment	800 Transfers
1	512	Elementary School Program		\$0.00								
2	515	Secondary School Program	8,750.00	\$0.00								
3	517	Alternative School Program		\$0.00								
4	519	Vocational-Technical Program		\$0.00								
5	521	Special Education Program		\$0.00								
6	522	Special Education Preschool Program		\$0.00								
7	524	Gifted & Talented Program		\$0.00								
8	531	Interscholastic Program		\$0.00								
9	532	School Activity Program		\$0.00								
10	541	Summer School Program		\$0.00								
11	542	Adult School Program		\$0.00								
12	546	Detention Center Program		\$0.00								
13												
14	500	TOTAL INSTRUCTION	\$8,750.00	\$0.00	\$0.00	\$0.00	\$0.00	\$0.00	\$0.00	\$0.00	\$0.00	\$0.00
15												
16	611	Attendance-Guidance-Health Program		\$0.00								
17	616	Special Education Support Services Prog		\$0.00								
18												
19	621	Instruction Improvement Program		\$0.00								
20	622	Educational Media Program		\$0.00								
21	623	Instruction-Related Technology Program		\$0.00								
22	624	Books and Periodicals		\$0.00								
23	631	Board of Education Program		\$0.00								
24	632	District Administration Program		\$0.00								
25												
26	641	School Administration Program		\$0.00								
27												
28	651	Business Operation Program		\$0.00								
29	655	Central Service Program		\$0.00								
30	656	Administrative Technology Services Prog		\$0.00								
31	661	Buildings-Care Program (Custodial)		\$0.00								
32	663	Maintenance - Non Student Occupied		\$0.00								
33	664	Maintenance - Buildings and Equipment		\$0.00								
34	665	Maintenance - Grounds		\$0.00								
35	667	Security Program	51,051.00	\$54,546.00			54,546.00					
36												
37	681	Pupil - To School Trans. Program		\$0.00								
38	682	Pupil - Activity Trans. Program		\$0.00								
39	683	General Transportation Program		\$0.00								
Subtotal (carried over to page b)			51,051.00	54,546.00	0.00	0.00	54,546.00	0.00	0.00	0.00	0.00	0.00

**BUDGET
EXPENDITURES
July 1, 2024 - June 30, 2025**

NOTE: Round each entry to the nearest dollar amount.

Line	Code	EXPENDITURES Functions/Programs	Prior Year Budget	Proposed Budget	100 Salaries	200 Benefits	300 Purchased Services	400 Supplies Materials	500 Capital Objects	600 Debt Retirement	700 Insurance- Judgment	800 Transfers
40	691	Other Support Services Program		\$0.00								
41												
42	600	TOTAL SUPPORT SERVICES	\$51,051.00	\$54,548.00	\$0.00	\$0.00	\$54,548.00	\$0.00	\$0.00	\$0.00	\$0.00	\$0.00
43												
44	710	Child Nutrition Program		0.00								
45	720	Community Services Program		0.00								
46	730	Enterprise Operations		0.00								
47	740	Student Activity Program		0.00								
48												
49	700	TOTAL NON-INSTRUCTION	\$0.00	\$0.00	\$0.00	\$0.00	\$0.00	\$0.00	\$0.00	\$0.00	\$0.00	\$0.00
50												
51	810	Capital Assets		0.00								
52	811	Capital Assets - NonStudent Occupied		0.00								
53												
54	800	TOTAL CAPITAL ASSET PROGRAMS	\$0.00	\$0.00	\$0.00	\$0.00	\$0.00	\$0.00	\$0.00	\$0.00	\$0.00	\$0.00
55												
56	911	Debt Services Program - Principal		0.00								
57	912	Debt Services Program - Interest										
58	913	Debt Services Program - Refunded Debt		0.00								
59	920	Fund Transfers Out		0.00								
60												
61	900	TOTAL OTHER SERVICES	\$0.00	\$0.00	\$0.00	\$0.00	\$0.00	\$0.00	\$0.00	\$0.00	\$0.00	\$0.00
62												
63		TOTAL EXPENDITURES										
64		(Lines 14+42+49+54+61)	\$59,801.00	\$54,548.00	\$0.00	\$0.00	\$54,548.00	\$0.00	\$0.00	\$0.00	\$0.00	\$0.00
65												
66												
67												
68												
69												
70												
71												
72												
73		BUDGET SUMMARY										
74												
75		Beginning Fund Balance	3,581.00	0.00								
76		Revenues + Transfers In	58,220.00	54,548.00								
77		TOTAL REVENUE (lines 75 + 76)	59,801.00	54,548.00								
78												
79		Total Expenditures (line 64)	59,801.00	54,548.00								
80		Unappropriated Balance	0.00	0.00								
81		TOTAL EXPD. + UNAPPR. BAL. (lines 78 + 79)	\$59,801.00	\$54,548.00								

BUDGET SUMMARY:

The total on line 77 must equal the total on line 81.

**BUDGET
REVENUES**
July 1, 2024 - June 30, 2025

NOTE: Round each entry to the nearest dollar amount.

Line	Code	REVENUES Item	Prior Year Budget	Proposed Budget		Line	Code	REVENUES Item	Prior Year Budget	Proposed Budget	
				Line Amounts	Totals					Line Amounts	Totals
1	320000	Estimated Fund Balance, July 1	\$1,612,013.00	*****		40	429000	Other County			
2						41	420000	TOTAL COUNTY	0.00	*****	0.00
3	411100	Taxes - General M & O				42					
4	411200	Taxes - Supplemental				43	431100	Base Support Program			
5	411300	Taxes - Emergency				44	431200	Transportation Support			
6	411400	Taxes - Tort				45	431400	Exceptional Child/SED Support			
7	411500	Taxes - Cooperative				46	431500	Border Tuition Support			
8	411600	Taxes - Tuition				47	431600	Tuition Equivalency			
9	411700	Taxes - Migrant				48	431800	Benefit Apportionment			
10	411900	Taxes - Other				49	431900	Other State Support			
11	412100	Taxes - Plant Facility				50	432100	Driver Education Program			
12	412500	Taxes - Bond & Interest				51	432400	Professional Technical Program			
13		TOTAL TAXES	0.00	*****	0.00	52	437000	Lottery/Additional State Maintenance			
14	413000	Penalty: Delinquent Taxes				53	438000	Revenue in Lieu of/Tax Replacement			
15						54	439000	Other State Revenue			
16	414100	Tuition From Individuals				55	430000	TOTAL STATE	0.00	*****	0.00
17	414200	Tuition From Districts in Idaho				56					
18	414300	Tuition From Out of State Districts				57					
19						58	442000	Indirect Unrestricted Federal			
20	415000	Earnings on Investments				59	443000	Direct Restricted Federal			
21						60	445100	Title I - ESEA			
22	416100	School Food Service				61	445300	Perkins V - CTE			
23	416200	Meal Sales: Non-reimbur.				62	445400	Adult Education			
24	416900	Other Food Sales				63	445500	Child Nutrition Reimbursement			
25						64	445600	IDEA Part B (School Age & Preschool)			
26	417100	Admissions/Activities				65	445900	Other Indirect Federal Programs			
27	417200	Bookstore Sales				66	448200	Impact Aid - P.L. 874			
28	417300	Clubs, Org. Dues, Etc.				67	440000	TOTAL FEDERAL	0.00	*****	0.00
29	417400	School Fees & Charges				68					
30	417900	Other Student Revenues				69	451000	Proceeds: Bonds, Principal, Loan, et al			
31						70	453000	Proceeds: Disposal of Real or Personal Property or Capital Lease Proceeds			
32	418100	Community Service				71					
33						72	450000	TOTAL OTHER	0.00	*****	0.00
34	419100	Rentals				73					
35	419200	Contributions/Donations				74		TOTAL REVENUES	0.00	*****	0.00
36	419300	Transportation Fees				75					
37	419900	Other Local				76	460000	FUND TRANSFERS IN			0.00
38		TOTAL OTHER LOCAL	0.00	*****	0.00	77					
39	410000	TOTAL LOCAL (Line 13 + 38)	0.00	*****	0.00		400000	TOTAL BEG BALANCE + REVENUES + TRANSFERS (Lines 1 + 74 + 76)	#####	*****	\$0.00

**BUDGET
EXPENDITURES**

July 1, 2024 - June 30, 2025

NOTE: Round each entry to the nearest dollar amount.

Line	Code	EXPENDITURES Functions/Programs	Prior Year Budget	Proposed Budget	100 Salaries	200 Benefits	300 Purchased Services	400 Supplies Materials	500 Capital Objects	600 Debt Retirement	700 Insurance- Judgment	800 Transfers
1	512	Elementary School Program		\$0.00								
2	515	Secondary School Program		\$0.00								
3	517	Alternative School Program		\$0.00								
4	519	Vocational-Technical Program		\$0.00								
5	521	Special Education Program		\$0.00								
6	522	Special Education Preschool Program		\$0.00								
7	524	Gifted & Talented Program		\$0.00								
8	531	Interscholastic Program		\$0.00								
9	532	School Activity Program		\$0.00								
10	541	Summer School Program		\$0.00								
11	542	Adult School Program		\$0.00								
12	546	Detention Center Program		\$0.00								
13												
14	500	TOTAL INSTRUCTION	\$0.00	\$0.00	\$0.00	\$0.00	\$0.00	\$0.00	\$0.00	\$0.00	\$0.00	\$0.00
15												
16	611	Attendance-Guidance-Health Program		\$0.00								
17	616	Special Education Support Services Prog		\$0.00								
18												
19	621	Instruction Improvement Program		\$0.00								
20	622	Educational Media Program		\$0.00								
21	623	Instruction-Related Technology Program		\$0.00								
22	624	Books and Periodicals		\$0.00								
23	631	Board of Education Program		\$0.00								
24	632	District Administration Program		\$0.00								
25												
26	641	School Administration Program		\$0.00								
27												
28	651	Business Operation Program		\$0.00								
29	655	Central Service Program		\$0.00								
30	656	Administrative Technology Services Prog		\$0.00								
31	661	Buildings-Care Program (Custodial)		\$0.00								
32	663	Maintenance - Non Student Occupied		\$0.00								
33	664	Maintenance - Buildings and Equipment		\$0.00								
34	665	Maintenance - Grounds		\$0.00								
35	667	Security Program		\$0.00								
36												
37	681	Pupil - To School Trans. Program		\$0.00								
38	682	Pupil - Activity Trans. Program		\$0.00								
39	683	General Transportation Program		\$0.00								
Subtotal (carried over to page b)			0.00	0.00	0.00	0.00	0.00	0.00	0.00	0.00	0.00	0.00

**BUDGET
EXPENDITURES
July 1, 2024 - June 30, 2025**

NOTE: Round each entry to the nearest dollar amount.

Line	Code	EXPENDITURES Functions/Programs	Prior Year Budget	Proposed Budget	100 Salaries	200 Benefits	300 Purchased Services	400 Supplies Materials	500 Capital Objects	600 Debt Retirement	700 Insurance- Judgment	800 Transfers
40	691	Other Support Services Program		\$0.00								
41												
42	600	TOTAL SUPPORT SERVICES	\$0.00	\$0.00	\$0.00	\$0.00	\$0.00	\$0.00	\$0.00	\$0.00	\$0.00	\$0.00
43												
44	710	Child Nutrition Program		0.00								
45	720	Community Services Program		0.00								
46	730	Enterprise Operations		0.00								
47	740	Student Activity Program		0.00								
48												
49	700	TOTAL NON-INSTRUCTION	\$0.00	\$0.00	\$0.00	\$0.00	\$0.00	\$0.00	\$0.00	\$0.00	\$0.00	\$0.00
50												
51	810	Capital Assets		0.00								
52	811	Capital Assets - NonStudent Occupied		0.00								
53												
54	800	TOTAL CAPITAL ASSET PROGRAMS	\$0.00	\$0.00	\$0.00	\$0.00	\$0.00	\$0.00	\$0.00	\$0.00	\$0.00	\$0.00
55												
56	911	Debt Services Program - Principal		0.00								
57	912	Debt Services Program - Interest										
58	913	Debt Services Program - Refunded Debt		0.00								
59	920	Fund Transfers Out		0.00								
60												
61	900	TOTAL OTHER SERVICES	\$0.00	\$0.00	\$0.00	\$0.00	\$0.00	\$0.00	\$0.00	\$0.00	\$0.00	\$0.00
62												
63		TOTAL EXPENDITURES										
64		(Lines 14+42+49+54+61)	\$0.00	\$0.00	\$0.00	\$0.00	\$0.00	\$0.00	\$0.00	\$0.00	\$0.00	\$0.00
65												
66												
67												
68												
69												
70												
71												
72												
73		BUDGET SUMMARY										
74												
75		Beginning Fund Balance	1,612,013.00	0.00								
76		Revenues + Transfers In	0.00	0.00								
77		TOTAL REVENUE (lines 75 + 76)	1,612,013.00	0.00								
78												
79		Total Expenditures (line 64)	0.00	0.00								
80		Unappropriated Balance	1,612,013.00	0.00								
81		TOTAL EXPD. + UNAPPR. BAL. (lines 78 + 79)	\$1,612,013.00	\$0.00								

BUDGET SUMMARY:

The total on line 77 must equal the total on line 81.

**BUDGET
REVENUES**

July 1, 2024 - June 30, 2025

Page 37
TITLE I-A, ESSA - IMPROVING BASIC PROGRAMS
FUND NO: 251

NOTE: Round each entry to the nearest dollar amount.

Line	Code	REVENUES Item	Prior Year Budget	Proposed Budget		Line	Code	REVENUES Item	Prior Year Budget	Proposed Budget	
				Line Amounts	Totals					Line Amounts	Totals
1	320000	Estimated Fund Balance, July 1	\$41,727.00	*****	\$57,326.00	40	429000	Other County			
2						41	420000	TOTAL COUNTY	0.00	*****	0.00
3	411100	Taxes - General M & O				42					
4	411200	Taxes - Supplemental				43	431100	Base Support Program			
5	411300	Taxes - Emergency				44	431200	Transportation Support			
6	411400	Taxes - Tort				45	431400	Exceptional Child/SED Support			
7	411500	Taxes - Cooperative				46	431500	Border Tuition Support			
8	411600	Taxes - Tuition				47	431600	Tuition Equivalency			
9	411700	Taxes - Migrant				48	431800	Benefit Apportionment			
10	411900	Taxes - Other				49	431900	Other State Support			
11	412100	Taxes - Plant Facility				50	432100	Driver Education Program			
12	412500	Taxes - Bond & Interest				51	432400	Professional Technical Program			
13		TOTAL TAXES	0.00	*****	0.00	52	437000	Lottery/Additional State Maintenance			
14	413000	Penalty: Delinquent Taxes				53	438000	Revenue in Lieu of/Tax Replacement			
15						54	439000	Other State Revenue			
16	414100	Tuition From Individuals				55	430000	TOTAL STATE	0.00	*****	0.00
17	414200	Tuition From Districts in Idaho				56					
18	414300	Tuition From Out of State Districts				57					
19						58	442000	Indirect Unrestricted Federal			
20	415000	Earnings on Investments				59	443000	Direct Restricted Federal			
21						60	445100	Title I - ESEA	386,902.00	382,651.00	
22	416100	School Food Service				61	445300	Perkins V - CTE			
23	416200	Meal Sales: Non-reimbur.				62	445400	Adult Education			
24	416900	Other Food Sales				63	445500	Child Nutrition Reimbursement			
25						64	445600	IDEA Part B (School Age & Preschool)			
26	417100	Admissions/Activities				65	445900	Other Indirect Federal Programs			
27	417200	Bookstore Sales				66	448200	Impact Aid - P.L. 874			
28	417300	Clubs, Org. Dues, Etc.				67	440000	TOTAL FEDERAL	386,902.00	*****	382,651.00
29	417400	School Fees & Charges				68					
30	417900	Other Student Revenues				69	451000	Proceeds: Bonds, Principal, Loan, et al			
31						70	453000	Proceeds: Disposal of Real or Personal Property or Capital Lease Proceeds			
32	418100	Community Service				71					
33						72	450000	TOTAL OTHER	0.00	*****	0.00
34	419100	Rentals				73					
35	419200	Contributions/Donations				74		TOTAL REVENUES	386,902.00	*****	382,651.00
36	419300	Transportation Fees				75					
37	419900	Other Local				76	460000	FUND TRANSFERS IN			0.00
38		TOTAL OTHER LOCAL	0.00	*****	0.00	77					
39	410000	TOTAL LOCAL (Line 13 + 38)	0.00	*****	0.00		400000	TOTAL BEG BALANCE + REVENUES + TRANSFERS (Lines 1 + 74 + 76)	\$428,629.00	*****	\$439,977.00

**BUDGET
EXPENDITURES**
July 1, 2024 - June 30, 2025

NOTE: Round each entry to the nearest dollar amount.

Line	Code	EXPENDITURES Functions/Programs	Prior Year Budget	Proposed Budget	100 Salaries	200 Benefits	300 Purchased Services	400 Supplies Materials	500 Capital Objects	600 Debt Retirement	700 Insurance- Judgment	800 Transfers
40	691	Other Support Services Program		\$0.00								
41												
42	600	TOTAL SUPPORT SERVICES	\$0.00	\$0.00	\$0.00	\$0.00	\$0.00	\$0.00	\$0.00	\$0.00	\$0.00	\$0.00
43												
44	710	Child Nutrition Program		0.00								
45	720	Community Services Program		0.00								
46	730	Enterprise Operations		0.00								
47	740	Student Activity Program		0.00								
48												
49	700	TOTAL NON-INSTRUCTION	\$0.00	\$0.00	\$0.00	\$0.00	\$0.00	\$0.00	\$0.00	\$0.00	\$0.00	\$0.00
50												
51	810	Capital Assets		0.00								
52	811	Capital Assets - NonStudent Occupied		0.00								
53												
54	800	TOTAL CAPITAL ASSET PROGRAMS	\$0.00	\$0.00	\$0.00	\$0.00	\$0.00	\$0.00	\$0.00	\$0.00	\$0.00	\$0.00
55												
56	911	Debt Services Program - Principal		0.00								
57	912	Debt Services Program - Interest										
58	913	Debt Services Program - Refunded Debt		0.00								
59	920	Fund Transfers Out		0.00								
60												
61	900	TOTAL OTHER SERVICES	\$0.00	\$0.00	\$0.00	\$0.00	\$0.00	\$0.00	\$0.00	\$0.00	\$0.00	\$0.00
62												
63		TOTAL EXPENDITURES										
64		(Lines 14+42+49+54+61)	\$428,629.00	\$439,977.00	\$276,007.00	\$161,610.00	\$1,360.00	\$1,000.00	\$0.00	\$0.00	\$0.00	\$0.00
65												
66												
67												
68												
69												
70												
71												
72												
73		BUDGET SUMMARY										
74												
75		Beginning Fund Balance	41,727.00	57,326.00								
76		Revenues + Transfers In	388,902.00	382,651.00								
77		TOTAL REVENUE (lines 75 + 76)	428,629.00	439,977.00								
78												
79		Total Expenditures (line 64)	428,629.00	439,977.00								
80		Unappropriated Balance	0.00	0.00								
81		TOTAL EXPD. + UNAPPR. BAL. (lines 78 + 79)	\$428,629.00	\$439,977.00								

BUDGET SUMMARY:

The total on line 77 must equal the total on line 81.

**BUDGET
REVENUES**
July 1, 2024 - June 30, 2025

NOTE: Round each entry to the nearest dollar amount.

Line	Code	REVENUES Item	Prior Year Budget	Proposed Budget		Line	Code	REVENUES Item	Prior Year Budget	Proposed Budget	
				Line Amounts	Totals					Line Amounts	Totals
1	320000	Estimated Fund Balance, July 1	\$22,407.00	*****	\$1,336.00	40	429000	Other County			
2						41	420000	TOTAL COUNTY	0.00	*****	0.00
3	411100	Taxes - General M & O				42					
4	411200	Taxes - Supplemental				43	431100	Base Support Program			
5	411300	Taxes - Emergency				44	431200	Transportation Support			
6	411400	Taxes - Tort				45	431400	Exceptional Child/SED Support			
7	411500	Taxes - Cooperative				46	431500	Border Tuition Support			
8	411600	Taxes - Tuition				47	431600	Tuition Equivalency			
9	411700	Taxes - Migrant				48	431800	Benefit Apportionment			
10	411900	Taxes - Other				49	431900	Other State Support			
11	412100	Taxes - Plant Facility				50	432100	Driver Education Program			
12	412500	Taxes - Bond & Interest				51	432400	Professional Technical Program			
13		TOTAL TAXES	0.00	*****	0.00	52	437000	Lottery/Additional State Maintenance			
14	413000	Penalty: Delinquent Taxes				53	438000	Revenue in Lieu of/Tax Replacement			
15						54	439000	Other State Revenue			
16	414100	Tuition From Individuals				55	430000	TOTAL STATE	0.00	*****	0.00
17	414200	Tuition From Districts in Idaho				56					
18	414300	Tuition From Out of State Districts				57					
19						58	442000	Indirect Unrestricted Federal			
20	415000	Earnings on Investments				59	443000	Direct Restricted Federal			
21						60	445100	Title I - ESEA	154,786.00	183,088.00	
22	416100	School Food Service				61	445300	Perkins V - CTE			
23	416200	Meal Sales: Non-reimbur.				62	445400	Adult Education			
24	416900	Other Food Sales				63	445500	Child Nutrition Reimbursement			
25						64	445600	IDEA Part B (School Age & Preschool)			
26	417100	Admissions/Activities				65	445900	Other Indirect Federal Programs			
27	417200	Bookstore Sales				66	448200	Impact Aid - P.L. 874			
28	417300	Clubs, Org. Dues, Etc.				67	440000	TOTAL FEDERAL	154,786.00	*****	183,088.00
29	417400	School Fees & Charges				68					
30	417900	Other Student Revenues				69	451000	Proceeds: Bonds, Principal, Loan, et al			
31						70	453000	Proceeds: Disposal of Real or Personal Property or Capital Lease Proceeds			
32	418100	Community Service				71					
33						72	450000	TOTAL OTHER	0.00	*****	0.00
34	419100	Rentals				73					
35	419200	Contributions/Donations				74		TOTAL REVENUES	154,786.00	*****	183,088.00
36	419300	Transportation Fees				75					
37	419900	Other Local				76	460000	FUND TRANSFERS IN			0.00
38		TOTAL OTHER LOCAL	0.00	*****	0.00	77					
39	410000	TOTAL LOCAL (Line 13 + 38)	0.00	*****	0.00		400000	TOTAL BEG BALANCE + REVENUES + TRANSFERS (Lines 1 + 74 + 76)	\$177,193.00	*****	\$184,424.00

**BUDGET
EXPENDITURES**

July 1, 2024 - June 30, 2025

Page 44
TITLE I-C, ESSA - EDUCATION OF MIGRATORY CHILDREN

FUND NO: 253

NOTE: Round each entry to the nearest dollar amount.

Line	Code	EXPENDITURES Functions/Programs	Prior Year	Proposed	100	200	300	400	500	600	700	800
			Budget	Budget	Salaries	Benefits	Purchased Services	Supplies Materials	Capital Objects	Debt Retirement	Insurance-Judgment	Transfers
1	512	Elementary School Program	\$177,193.00	\$184,424.00	\$105,714.00	\$59,415.00	\$17,025.00	\$2,270.00				
2	515	Secondary School Program		\$0.00								
3	517	Alternative School Program		\$0.00								
4	519	Vocational-Technical Program		\$0.00								
5	521	Special Education Program		\$0.00								
6	522	Special Education Preschool Program		\$0.00								
7	524	Gifted & Talented Program		\$0.00								
8	531	Interscholastic Program		\$0.00								
9	532	School Activity Program		\$0.00								
10	541	Summer School Program		\$0.00								
11	542	Adult School Program		\$0.00								
12	546	Detention Center Program		\$0.00								
13												
14	500	TOTAL INSTRUCTION	\$177,193.00	\$184,424.00	\$105,714.00	\$59,415.00	\$17,025.00	\$2,270.00	\$0.00	\$0.00	\$0.00	\$0.00
15												
16	611	Attendance-Guidance-Health Program		\$0.00								
17	616	Special Education Support Services Prog		\$0.00								
18												
19	621	Instruction Improvement Program		\$0.00								
20	622	Educational Media Program		\$0.00								
21	623	Instruction-Related Technology Program		\$0.00								
22	624	Books and Periodicals		\$0.00								
23	631	Board of Education Program		\$0.00								
24	632	District Administration Program		\$0.00								
25												
26	641	School Administration Program		\$0.00								
27												
28	651	Business Operation Program		\$0.00								
29	655	Central Service Program		\$0.00								
30	656	Administrative Technology Services Prog		\$0.00								
31	661	Buildings-Care Program (Custodial)		\$0.00								
32	663	Maintenance - Non Student Occupied		\$0.00								
33	664	Maintenance - Buildings and Equipment		\$0.00								
34	665	Maintenance - Grounds		\$0.00								
35	667	Security Program		\$0.00								
36												
37	681	Pupil - To School Trans. Program		\$0.00								
38	682	Pupil - Activity Trans. Program		\$0.00								
39	683	General Transportation Program		\$0.00								
		Subtotal (carried over to page b)	0.00	0.00	0.00	0.00	0.00	0.00	0.00	0.00	0.00	0.00

BUDGET
EXPENDITURES
 July 1, 2024 - June 30, 2025

NOTE: Round each entry to the nearest dollar amount.

Line	Code	EXPENDITURES Functions/Programs	Prior Year Budget	Proposed Budget	100 Salaries	200 Benefits	300 Purchased Services	400 Supplies Materials	500 Capital Objects	600 Debt Retirement	700 Insurance- Judgment	800 Transfers
40	691	Other Support Services Program		\$0.00								
41												
42	600	TOTAL SUPPORT SERVICES	\$0.00	\$0.00	\$0.00	\$0.00	\$0.00	\$0.00	\$0.00	\$0.00	\$0.00	\$0.00
43												
44	710	Child Nutrition Program		0.00								
45	720	Community Services Program		0.00								
46	730	Enterprise Operations		0.00								
47	740	Student Activity Program		0.00								
48												
49	700	TOTAL NON-INSTRUCTION	\$0.00	\$0.00	\$0.00	\$0.00	\$0.00	\$0.00	\$0.00	\$0.00	\$0.00	\$0.00
50												
51	810	Capital Assets		0.00								
52	811	Capital Assets - NonStudent Occupied		0.00								
53												
54	800	TOTAL CAPITAL ASSET PROGRAMS	\$0.00	\$0.00	\$0.00	\$0.00	\$0.00	\$0.00	\$0.00	\$0.00	\$0.00	\$0.00
55												
56	911	Debt Services Program - Principal		0.00								
57	912	Debt Services Program - Interest										
58	913	Debt Services Program - Refunded Debt		0.00								
59	920	Fund Transfers Out		0.00								
60												
61	900	TOTAL OTHER SERVICES	\$0.00	\$0.00	\$0.00	\$0.00	\$0.00	\$0.00	\$0.00	\$0.00	\$0.00	\$0.00
62												
63		TOTAL EXPENDITURES										
64		(Lines 14+42+49+54+61)	\$177,193.00	\$184,424.00	\$105,714.00	\$59,415.00	\$17,025.00	\$2,270.00	\$0.00	\$0.00	\$0.00	\$0.00
65												
66												
67												
68												
69												
70												
71												
72												
73		BUDGET SUMMARY										
74												
75		Beginning Fund Balance	22,407.00	1,336.00								
76		Revenues + Transfers In	154,786.00	183,088.00								
77		TOTAL REVENUE (lines 75 + 76)	177,193.00	184,424.00								
78												
79		Total Expenditures (line 64)	177,193.00	184,424.00								
80		Unappropriated Balance	0.00	0.00								
81		TOTAL EXPD. + UNAPPR. BAL. (lines 78 + 79)	\$177,193.00	\$184,424.00								

BUDGET SUMMARY:

The total on line 77 must equal the total on line 81.

**BUDGET
REVENUES**

July 1, 2024 - June 30, 2025

NOTE: Round each entry to the nearest dollar amount.

Line	Code	REVENUES Item	Prior Year Budget	Proposed Budget		Line	Code	REVENUES Item	Prior Year Budget	Proposed Budget	
				Line Amounts	Totals					Line Amounts	Totals
1	320000	Estimated Fund Balance, July 1	\$52,910.00	*****		40	429000	Other County			
2						41	420000	TOTAL COUNTY	0.00	*****	0.00
3	411100	Taxes - General M & O				42					
4	411200	Taxes - Supplemental				43	431100	Base Support Program			
5	411300	Taxes - Emergency				44	431200	Transportation Support			
6	411400	Taxes - Tort				45	431400	Exceptional Child/SED Support			
7	411500	Taxes - Cooperative				46	431500	Border Tuition Support			
8	411600	Taxes - Tuition				47	431600	Tuition Equivalency			
9	411700	Taxes - Migrant				48	431800	Benefit Apportionment			
10	411900	Taxes - Other				49	431900	Other State Support			
11	412100	Taxes - Plant Facility				50	432100	Driver Education Program			
12	412500	Taxes - Bond & Interest				51	432400	Professional Technical Program			
13		TOTAL TAXES	0.00	*****	0.00	52	437000	Lottery/Additional State Maintenance			
14	413000	Penalty: Delinquent Taxes				53	438000	Revenue in Lieu of/Tax Replacement			
15						54	439000	Other State Revenue			
16	414100	Tuition From Individuals				55	430000	TOTAL STATE	0.00	*****	0.00
17	414200	Tuition From Districts in Idaho				56					
18	414300	Tuition From Out of State Districts				57					
19						58	442000	Indirect Unrestricted Federal			
20	415000	Earnings on Investments				59	443000	Direct Restricted Federal			
21						60	445100	Title I - ESEA			
22	416100	School Food Service				61	445300	Perkins V - CTE			
23	416200	Meal Sales: Non-reimbur.				62	445400	Adult Education			
24	416900	Other Food Sales				63	445500	Child Nutrition Reimbursement			
25						64	445600	IDEA Part B (School Age & Preschool)			
26	417100	Admissions/Activities				65	445900	Other Indirect Federal Programs			
27	417200	Bookstore Sales				66	448200	Impact Aid - P.L. 874			
28	417300	Clubs, Org. Dues, Etc.				67	440000	TOTAL FEDERAL	0.00	*****	0.00
29	417400	School Fees & Charges				68					
30	417900	Other Student Revenues				69	451000	Proceeds: Bonds, Principal, Loan, et al			
31						70	453000	Proceeds: Disposal of Real or Personal Property or Capital Lease Proceeds			
32	418100	Community Service				71					
33						72	450000	TOTAL OTHER	0.00	*****	0.00
34	419100	Rentals				73					
35	419200	Contributions/Donations				74		TOTAL REVENUES	0.00	*****	0.00
36	419300	Transportation Fees				75					
37	419900	Other Local				76	460000	FUND TRANSFERS IN			0.00
38		TOTAL OTHER LOCAL	0.00	*****	0.00	77					
39	410000	TOTAL LOCAL (Line 13 + 38)	0.00	*****	0.00		400000	TOTAL BEG BALANCE + REVENUES + TRANSFERS (Lines 1 + 74 + 76)	\$52,910.00	*****	\$0.00

**BUDGET
EXPENDITURES**

July 1, 2024 - June 30, 2025

NOTE: Round each entry to the nearest dollar amount.

Line	Code	EXPENDITURES Functions/Programs	Prior Year Budget	Proposed Budget	100 Salaries	200 Benefits	300 Purchased Services	400 Supplies Materials	500 Capital Objects	600 Debt Retirement	700 Insurance- Judgment	800 Transfers
40	691	Other Support Services Program		\$0.00								
41												
42	600	TOTAL SUPPORT SERVICES	\$0.00	\$0.00	\$0.00	\$0.00	\$0.00	\$0.00	\$0.00	\$0.00	\$0.00	\$0.00
43												
44	710	Child Nutrition Program		0.00								
45	720	Community Services Program		0.00								
46	730	Enterprise Operations		0.00								
47	740	Student Activity Program		0.00								
48												
49	700	TOTAL NON-INSTRUCTION	\$0.00	\$0.00	\$0.00	\$0.00	\$0.00	\$0.00	\$0.00	\$0.00	\$0.00	\$0.00
50												
51	810	Capital Assets		0.00								
52	811	Capital Assets - NonStudent Occupied		0.00								
53												
54	800	TOTAL CAPITAL ASSET PROGRAMS	\$0.00	\$0.00	\$0.00	\$0.00	\$0.00	\$0.00	\$0.00	\$0.00	\$0.00	\$0.00
55												
56	911	Debt Services Program - Principal		0.00								
57	912	Debt Services Program - Interest										
58	913	Debt Services Program - Refunded Debt		0.00								
59	920	Fund Transfers Out		0.00								
60												
61	900	TOTAL OTHER SERVICES	\$0.00	\$0.00	\$0.00	\$0.00	\$0.00	\$0.00	\$0.00	\$0.00	\$0.00	\$0.00
62												
63		TOTAL EXPENDITURES										
64		(Lines 14+42+49+54+61)	\$52,910.00	\$0.00	\$0.00	\$0.00	\$0.00	\$0.00	\$0.00	\$0.00	\$0.00	\$0.00
65												
66												
67												
68												
69												
70												
71												
72												
73		BUDGET SUMMARY										
74												
75		Beginning Fund Balance	52,910.00	0.00								
76		Revenues + Transfers In	0.00	0.00								
77		TOTAL REVENUE (lines 75 + 76)	52,910.00	0.00								
78												
79		Total Expenditures (line 64)	52,910.00	0.00								
80		Unappropriated Balance	0.00	0.00								
81		TOTAL EXPD. + UNAPPR. BAL. (lines 78 + 79)	\$52,910.00	\$0.00								

BUDGET SUMMARY:

The total on line 77 must equal the total on line 81.

**BUDGET
REVENUES
July 1, 2024 - June 30, 2025**

NOTE: Round each entry to the nearest dollar amount.

Line	Code	REVENUES Item	Prior Year Budget	Proposed Budget		Line	Code	REVENUES Item	Prior Year Budget	Proposed Budget	
				Line Amounts	Totals					Line Amounts	Totals
1	320000	Estimated Fund Balance, July 1	\$6,751.00	*****	\$36,400.00	40	429000	Other County			
2						41	420000	TOTAL COUNTY	0.00	*****	0.00
3	411100	Taxes - General M & O				42					
4	411200	Taxes - Supplemental				43	431100	Base Support Program			
5	411300	Taxes - Emergency				44	431200	Transportation Support			
6	411400	Taxes - Tort				45	431400	Exceptional Child/SED Support			
7	411500	Taxes - Cooperative				46	431500	Border Tuition Support			
8	411600	Taxes - Tuition				47	431600	Tuition Equivalency			
9	411700	Taxes - Migrant				48	431800	Benefit Apportionment			
10	411900	Taxes - Other				49	431900	Other State Support			
11	412100	Taxes - Plant Facility				50	432100	Driver Education Program			
12	412500	Taxes - Bond & Interest				51	432400	Professional Technical Program			
13		TOTAL TAXES	0.00	*****	0.00	52	437000	Lottery/Additional State Maintenance			
14	413000	Penalty: Delinquent Taxes				53	438000	Revenue in Lieu of/Tax Replacement			
15						54	439000	Other State Revenue			
16	414100	Tuition From Individuals				55	430000	TOTAL STATE	0.00	*****	0.00
17	414200	Tuition From Districts in Idaho				56					
18	414300	Tuition From Out of State Districts				57					
19						58	442000	Indirect Unrestricted Federal			
20	415000	Earnings on Investments				59	443000	Direct Restricted Federal			
21						60	445100	Title I - ESEA			
22	416100	School Food Service				61	445300	Perkins V - CTE			
23	416200	Meal Sales: Non-reimbur.				62	445400	Adult Education			
24	416900	Other Food Sales				63	445500	Child Nutrition Reimbursement			
25						64	445600	IDEA Part B (School Age & Preschool)	714,265.00	714,473.00	
26	417100	Admissions/Activities				65	445900	Other Indirect Federal Programs			
27	417200	Bookstore Sales				66	448200	Impact Aid - P.L. 874			
28	417300	Clubs, Org. Dues, Etc.				67	440000	TOTAL FEDERAL	714,265.00	*****	714,473.00
29	417400	School Fees & Charges				68					
30	417900	Other Student Revenues				69	451000	Proceeds: Bonds, Principal, Loan, et al			
31						70	453000	Proceeds: Disposal of Real or Personal Property or Capital Lease Proceeds			
32	418100	Community Service				71					
33						72	450000	TOTAL OTHER	0.00	*****	0.00
34	419100	Rentals				73					
35	419200	Contributions/Donations				74		TOTAL REVENUES	714,265.00	*****	714,473.00
36	419300	Transportation Fees				75					
37	419900	Other Local				76	460000	FUND TRANSFERS IN			0.00
38		TOTAL OTHER LOCAL	0.00	*****	0.00	77					
39	410000	TOTAL LOCAL (Line 13 + 38)	0.00	*****	0.00		400000	TOTAL BEG BALANCE + REVENUES + TRANSFERS (Lines 1 + 74 + 76)	\$721,016.00	*****	\$750,873.00

**BUDGET
EXPENDITURES**
July 1, 2024 - June 30, 2025

NOTE: Round each entry to the nearest dollar amount.

Line	Code	EXPENDITURES Functions/Programs	Prior Year Budget	Proposed Budget	100 Salaries	200 Benefits	300 Purchased Services	400 Supplies Materials	500 Capital Objects	600 Debt Retirement	700 Insurance- Judgment	800 Transfers
40	691	Other Support Services Program		\$0.00								
41												
42	600	TOTAL SUPPORT SERVICES	\$0.00	\$0.00	\$0.00	\$0.00	\$0.00	\$0.00	\$0.00	\$0.00	\$0.00	\$0.00
43												
44	710	Child Nutrition Program		0.00								
45	720	Community Services Program		0.00								
46	730	Enterprise Operations		0.00								
47	740	Student Activity Program		0.00								
48												
49	700	TOTAL NON-INSTRUCTION	\$0.00	\$0.00	\$0.00	\$0.00	\$0.00	\$0.00	\$0.00	\$0.00	\$0.00	\$0.00
50												
51	810	Capital Assets		0.00								
52	811	Capital Assets - NonStudent Occupied		0.00								
53												
54	800	TOTAL CAPITAL ASSET PROGRAMS	\$0.00	\$0.00	\$0.00	\$0.00	\$0.00	\$0.00	\$0.00	\$0.00	\$0.00	\$0.00
55												
56	911	Debt Services Program - Principal		0.00								
57	912	Debt Services Program - Interest										
58	913	Debt Services Program - Refunded Debt		0.00								
59	920	Fund Transfers Out		0.00								
60												
61	900	TOTAL OTHER SERVICES	\$0.00	\$0.00	\$0.00	\$0.00	\$0.00	\$0.00	\$0.00	\$0.00	\$0.00	\$0.00
62												
63		TOTAL EXPENDITURES										
64		(Lines 14+42+49+54+61)	\$721,016.00	\$750,873.00	\$457,915.00	\$242,958.00	\$41,500.00	\$8,500.00	\$0.00	\$0.00	\$0.00	\$0.00
65												
66												
67												
68												
69												
70												
71												
72												
73		BUDGET SUMMARY										
74												
75		Beginning Fund Balance	6,751.00	38,400.00								
76		Revenues + Transfers In	714,285.00	714,473.00								
77		TOTAL REVENUE (lines 75 + 76)	721,016.00	750,873.00								
78												
79		Total Expenditures (line 64)	721,016.00	750,873.00								
80		Unappropriated Balance	0.00	0.00								
81		TOTAL EXPD. + UNAPPR. BAL. (lines 78 + 79)	\$721,016.00	\$750,873.00								

BUDGET SUMMARY:

The total on line 77 must equal the total on line 81.

**BUDGET
REVENUES
July 1, 2024 - June 30, 2025**

NOTE: Round each entry to the nearest dollar amount.

Line	Code	REVENUES Item	Prior Year Budget	Proposed Budget		Line	Code	REVENUES Item	Prior Year Budget	Proposed Budget	
				Line Amounts	Totals					Line Amounts	Totals
1	320000	Estimated Fund Balance, July 1	\$1,012.00	*****		40	429000	Other County			
2						41	420000	TOTAL COUNTY	0.00	*****	0.00
3	411100	Taxes - General M & O				42					
4	411200	Taxes - Supplemental				43	431100	Base Support Program			
5	411300	Taxes - Emergency				44	431200	Transportation Support			
6	411400	Taxes - Tort				45	431400	Exceptional Child/SED Support			
7	411500	Taxes - Cooperative				46	431500	Border Tuition Support			
8	411600	Taxes - Tuition				47	431600	Tuition Equivalency			
9	411700	Taxes - Migrant				48	431800	Benefit Apportionment			
10	411900	Taxes - Other				49	431900	Other State Support			
11	412100	Taxes - Plant Facility				50	432100	Driver Education Program			
12	412500	Taxes - Bond & Interest				51	432400	Professional Technical Program			
13		TOTAL TAXES	0.00	*****	0.00	52	437000	Lottery/Additional State Maintenance			
14	413000	Penalty: Delinquent Taxes				53	438000	Revenue in Lieu of Tax Replacement			
15						54	439000	Other State Revenue			
16	414100	Tuition From Individuals				55	430000	TOTAL STATE	0.00	*****	0.00
17	414200	Tuition From Districts in Idaho				56					
18	414300	Tuition From Out of State Districts				57					
19						58	442000	Indirect Unrestricted Federal			
20	415000	Earnings on Investments				59	443000	Direct Restricted Federal			
21						60	445100	Title I - ESEA			
22	416100	School Food Service				61	445300	Perkins V - CTE			
23	416200	Meal Sales: Non-reimbur.				62	445400	Adult Education			
24	416900	Other Food Sales				63	445500	Child Nutrition Reimbursement			
25						64	445600	IDEA Part B (School Age & Preschool)	23,855.00	23,880.00	
26	417100	Admissions/Activities				65	445900	Other Indirect Federal Programs			
27	417200	Bookstore Sales				66	448200	Impact Aid - P.L. 874			
28	417300	Clubs, Org. Dues, Etc.				67	440000	TOTAL FEDERAL	23,855.00	*****	23,880.00
29	417400	School Fees & Charges				68					
30	417900	Other Student Revenues				69	451000	Proceeds: Bonds, Principal, Loan, et al			
31						70	453000	Proceeds: Disposal of Real or Personal Property or Capital Lease Proceeds			
32	418100	Community Service				71					
33						72	450000	TOTAL OTHER	0.00	*****	0.00
34	419100	Rentals				73					
35	419200	Contributions/Donations				74		TOTAL REVENUES	23,855.00	*****	23,880.00
36	419300	Transportation Fees				75					
37	419900	Other Local				76	460000	FUND TRANSFERS IN			0.00
38		TOTAL OTHER LOCAL	0.00	*****	0.00	77					
39	410000	TOTAL LOCAL (Line 13 + 38)	0.00	*****	0.00		400000	TOTAL BEG BALANCE + REVENUES + TRANSFERS (Lines 1 + 74 + 76)	\$24,867.00	*****	\$23,880.00

**BUDGET
EXPENDITURES**
July 1, 2024 - June 30, 2025

NOTE: Round each entry to the nearest dollar amount.

Line	Code	EXPENDITURES Functions/Programs	Prior Year Budget	Proposed Budget	100 Salaries	200 Benefits	300 Purchased Services	400 Supplies Materials	500 Capital Objects	600 Debt Retirement	700 Insurance- Judgment	800 Transfers
40	691	Other Support Services Program		\$0.00								
41												
42	600	TOTAL SUPPORT SERVICES	\$0.00	\$0.00	\$0.00	\$0.00	\$0.00	\$0.00	\$0.00	\$0.00	\$0.00	\$0.00
43												
44	710	Child Nutrition Program		0.00								
45	720	Community Services Program		0.00								
46	730	Enterprise Operations		0.00								
47	740	Student Activity Program		0.00								
48												
49	700	TOTAL NON-INSTRUCTION	\$0.00	\$0.00	\$0.00	\$0.00	\$0.00	\$0.00	\$0.00	\$0.00	\$0.00	\$0.00
50												
51	810	Capital Assets		0.00								
52	811	Capital Assets - NonStudent Occupied		0.00								
53												
54	800	TOTAL CAPITAL ASSET PROGRAMS	\$0.00	\$0.00	\$0.00	\$0.00	\$0.00	\$0.00	\$0.00	\$0.00	\$0.00	\$0.00
55												
56	911	Debt Services Program - Principal		0.00								
57	912	Debt Services Program - Interest										
58	913	Debt Services Program - Refunded Debt		0.00								
59	920	Fund Transfers Out		0.00								
60												
61	900	TOTAL OTHER SERVICES	\$0.00	\$0.00	\$0.00	\$0.00	\$0.00	\$0.00	\$0.00	\$0.00	\$0.00	\$0.00
62												
63		TOTAL EXPENDITURES										
64		(Lines 14+42+49+54+61)	\$24,867.00	\$23,880.00	\$19,545.00	\$4,145.00	\$190.00	\$0.00	\$0.00	\$0.00	\$0.00	\$0.00
65												
66												
67												
68												
69												
70												
71												
72												
73		BUDGET SUMMARY										
74												
75		Beginning Fund Balance	1,012.00	0.00								
76		Revenues + Transfers In	23,855.00	23,880.00								
77		TOTAL REVENUE (lines 75 + 76)	24,867.00	23,880.00								
78												
79		Total Expenditures (line 64)	24,867.00	23,880.00								
80		Unappropriated Balance	0.00	0.00								
81		TOTAL EXPD. + UNAPPR. BAL. (lines 78 + 79)	\$24,867.00	\$23,880.00								

BUDGET SUMMARY:

The total on line 77 must equal the total on line 81.

**BUDGET
REVENUES**
July 1, 2024 - June 30, 2025

NOTE: Round each entry to the nearest dollar amount.

Line	Code	REVENUES Item	Prior Year Budget	Proposed Budget		Line	Code	REVENUES Item	Prior Year Budget	Proposed Budget	
				Line Amounts	Totals					Line Amounts	Totals
1	320000	Estimated Fund Balance, July 1		*****		40	429000	Other County			
2						41	420000	TOTAL COUNTY	0.00	*****	0.00
3	411100	Taxes - General M & O				42					
4	411200	Taxes - Supplemental				43	431100	Base Support Program			
5	411300	Taxes - Emergency				44	431200	Transportation Support			
6	411400	Taxes - Tort				45	431400	Exceptional Child/SED Support			
7	411500	Taxes - Cooperative				46	431500	Border Tuition Support			
8	411600	Taxes - Tuition				47	431600	Tuition Equivalency			
9	411700	Taxes - Migrant				48	431800	Benefit Apportionment			
10	411900	Taxes - Other				49	431900	Other State Support			
11	412100	Taxes - Plant Facility				50	432100	Driver Education Program			
12	412500	Taxes - Bond & Interest				51	432400	Professional Technical Program			
13		TOTAL TAXES	0.00	*****	0.00	52	437000	Lottery/Additional State Maintenance			
14	413000	Penalty: Delinquent Taxes				53	438000	Revenue in Lieu of/Tax Replacement			
15						54	439000	Other State Revenue			
16	414100	Tuition From Individuals				55	430000	TOTAL STATE	0.00	*****	0.00
17	414200	Tuition From Districts in Idaho				56					
18	414300	Tuition From Out of State Districts				57					
19						58	442000	Indirect Unrestricted Federal			
20	415000	Earnings on Investments				59	443000	Direct Restricted Federal			
21						60	445100	Title I - ESEA			
22	416100	School Food Service				61	445300	Perkins V - CTE			
23	416200	Meal Sales: Non-reimbur.				62	445400	Adult Education			
24	416900	Other Food Sales				63	445500	Child Nutrition Reimbursement			
25						64	445600	IDEA Part B (School Age & Preschool)			
26	417100	Admissions/Activities				65	445900	Other Indirect Federal Programs	1,000,000.00	1,000,000.00	
27	417200	Bookstore Sales				66	448200	Impact Aid - P.L. 874			
28	417300	Clubs, Org. Dues, Etc.				67	440000	TOTAL FEDERAL	1,000,000.00	*****	1,000,000.00
29	417400	School Fees & Charges				68					
30	417900	Other Student Revenues				69	451000	Proceeds: Bonds, Principal, Loan, et al			
31						70	453000	Proceeds: Disposal of Real or Personal Property or Capital Lease Proceeds			
32	418100	Community Service				71					
33						72	450000	TOTAL OTHER	0.00	*****	0.00
34	419100	Rentals				73					
35	419200	Contributions/Donations				74		TOTAL REVENUES	1,000,000.00	*****	1,000,000.00
36	419300	Transportation Fees				75					
37	419900	Other Local				76	460000	FUND TRANSFERS IN			0.00
38		TOTAL OTHER LOCAL	0.00	*****	0.00	77					
39	410000	TOTAL LOCAL (Line 13 + 38)	0.00	*****	0.00		400000	TOTAL BEG BALANCE + REVENUES + TRANSFERS (Lines 1 + 74 + 76)	#####	*****	#####

**BUDGET
EXPENDITURES**

July 1, 2024 - June 30, 2025

NOTE: Round each entry to the nearest dollar amount.

Line	Code	EXPENDITURES Functions/Programs	Prior Year Budget	Proposed Budget	100 Salaries	200 Benefits	300 Purchased Services	400 Supplies Materials	500 Capital Objects	600 Debt Retirement	700 Insurance- Judgment	800 Transfers
1	512	Elementary School Program		\$0.00								
2	515	Secondary School Program		\$0.00								
3	517	Alternative School Program		\$0.00								
4	519	Vocational-Technical Program		\$0.00								
5	521	Special Education Program	1,000,000.00	\$1,000,000.00	71,135.00	30,120.00	898,745.00					
6	522	Special Education Preschool Program		\$0.00								
7	524	Gifted & Talented Program		\$0.00								
8	531	Interscholastic Program		\$0.00								
9	532	School Activity Program		\$0.00								
10	541	Summer School Program		\$0.00								
11	542	Adult School Program		\$0.00								
12	546	Detention Center Program		\$0.00								
13												
14	500	TOTAL INSTRUCTION	\$1,000,000.00	\$1,000,000.00	\$71,135.00	\$30,120.00	\$898,745.00	\$0.00	\$0.00	\$0.00	\$0.00	\$0.00
15												
16	611	Attendance-Guidance-Health Program		\$0.00								
17	616	Special Education Support Services Prog		\$0.00								
18												
19	621	Instruction Improvement Program		\$0.00								
20	622	Educational Media Program		\$0.00								
21	623	Instruction-Related Technology Program		\$0.00								
22	624	Books and Periodicals		\$0.00								
23	631	Board of Education Program		\$0.00								
24	632	District Administration Program		\$0.00								
25												
26	641	School Administration Program		\$0.00								
27												
28	651	Business Operation Program		\$0.00								
29	655	Central Service Program		\$0.00								
30	656	Administrative Technology Services Prog		\$0.00								
31	661	Buildings-Care Program (Custodial)		\$0.00								
32	663	Maintenance - Non Student Occupied		\$0.00								
33	664	Maintenance - Buildings and Equipment		\$0.00								
34	665	Maintenance - Grounds		\$0.00								
35	667	Security Program		\$0.00								
36												
37	681	Pupil - To School Trans. Program		\$0.00								
38	682	Pupil - Activity Trans. Program		\$0.00								
39	683	General Transportation Program		\$0.00								
		Subtotal (carried over to page b)	0.00	0.00	0.00	0.00	0.00	0.00	0.00	0.00	0.00	0.00

**BUDGET
EXPENDITURES**
July 1, 2024 - June 30, 2025

NOTE: Round each entry to the nearest dollar amount.

Line	Code	EXPENDITURES Functions/Programs	Prior Year Budget	Proposed Budget	100 Salaries	200 Benefits	300 Purchased Services	400 Supplies Materials	500 Capital Objects	600 Debt Retirement	700 Insurance- Judgment	800 Transfers
40	691	Other Support Services Program		\$0.00								
41												
42	600	TOTAL SUPPORT SERVICES	\$0.00	\$0.00	\$0.00	\$0.00	\$0.00	\$0.00	\$0.00	\$0.00	\$0.00	\$0.00
43												
44	710	Child Nutrition Program		0.00								
45	720	Community Services Program		0.00								
46	730	Enterprise Operations		0.00								
47	740	Student Activity Program		0.00								
48												
49	700	TOTAL NON-INSTRUCTION	\$0.00	\$0.00	\$0.00	\$0.00	\$0.00	\$0.00	\$0.00	\$0.00	\$0.00	\$0.00
50												
51	810	Capital Assets		0.00								
52	811	Capital Assets - NonStudent Occupied		0.00								
53												
54	800	TOTAL CAPITAL ASSET PROGRAMS	\$0.00	\$0.00	\$0.00	\$0.00	\$0.00	\$0.00	\$0.00	\$0.00	\$0.00	\$0.00
55												
56	911	Debt Services Program - Principal		0.00								
57	912	Debt Services Program - Interest										
58	913	Debt Services Program - Refunded Debt		0.00								
59	920	Fund Transfers Out		0.00								
60												
61	900	TOTAL OTHER SERVICES	\$0.00	\$0.00	\$0.00	\$0.00	\$0.00	\$0.00	\$0.00	\$0.00	\$0.00	\$0.00
62												
63		TOTAL EXPENDITURES										
64		(Lines 14+42+49+54+61)	\$1,000,000.00	\$1,000,000.00	\$71,135.00	\$30,120.00	\$898,745.00	\$0.00	\$0.00	\$0.00	\$0.00	\$0.00
65												
66												
67												
68												
69												
70												
71												
72												
73		BUDGET SUMMARY										
74												
75		Beginning Fund Balance	0.00	0.00								
76		Revenues + Transfers In	1,000,000.00	1,000,000.00								
77		TOTAL REVENUE (lines 75 + 76)	1,000,000.00	1,000,000.00								
78												
79		Total Expenditures (line 64)	1,000,000.00	1,000,000.00								
80		Unappropriated Balance	0.00	0.00								
81		TOTAL EXPD. + UNAPPR. BAL. (lines 78 + 79)	\$1,000,000.00	\$1,000,000.00								

BUDGET SUMMARY:

The total on line 77 must equal the total on line 81.

**BUDGET
REVENUES**
July 1, 2024 - June 30, 2025

NOTE: Round each entry to the nearest dollar amount.

Line	Code	REVENUES Item	Prior Year Budget	Proposed Budget		Line	Code	REVENUES Item	Prior Year Budget	Proposed Budget	
				Line Amounts	Totals					Line Amounts	Totals
1	320000	Estimated Fund Balance, July 1	\$4,476.00	*****		40	429000	Other County			
2						41	420000	TOTAL COUNTY	0.00	*****	0.00
3	411100	Taxes - General M & O				42					
4	411200	Taxes - Supplemental				43	431100	Base Support Program			
5	411300	Taxes - Emergency				44	431200	Transportation Support			
6	411400	Taxes - Tort				45	431400	Exceptional Child/SED Support			
7	411500	Taxes - Cooperative				46	431500	Border Tuition Support			
8	411600	Taxes - Tuition				47	431600	Tuition Equivalency			
9	411700	Taxes - Migrant				48	431800	Benefit Apportionment			
10	411900	Taxes - Other				49	431900	Other State Support			
11	412100	Taxes - Plant Facility				50	432100	Driver Education Program			
12	412500	Taxes - Bond & Interest				51	432400	Professional Technical Program			
13		TOTAL TAXES	0.00	*****	0.00	52	437000	Lottery/Additional State Maintenance			
14	413000	Penalty: Delinquent Taxes				53	438000	Revenue in Lieu of/Tax Replacement			
15						54	439000	Other State Revenue			
16	414100	Tuition From Individuals				55	430000	TOTAL STATE	0.00	*****	0.00
17	414200	Tuition From Districts in Idaho				56					
18	414300	Tuition From Out of State Districts				57					
19						58	442000	Indirect Unrestricted Federal			
20	415000	Earnings on Investments				59	443000	Direct Restricted Federal			
21						60	445100	Title I - ESEA			
22	416100	School Food Service				61	445300	Perkins V - CTE			
23	416200	Meal Sales: Non-reimbur.				62	445400	Adult Education			
24	416900	Other Food Sales				63	445500	Child Nutrition Reimbursement			
25						64	445600	IDEA Part B (School Age & Preschool)			
26	417100	Admissions/Activities				65	445900	Other Indirect Federal Programs	31,862.00	30,906.00	
27	417200	Bookstore Sales				66	448200	Impact Aid - P.L. 874			
28	417300	Clubs, Org. Dues, Etc.				67	440000	TOTAL FEDERAL	31,862.00	*****	30,906.00
29	417400	School Fees & Charges				68					
30	417900	Other Student Revenues				69	451000	Proceeds: Bonds, Principal, Loan, et al			
31						70	453000	Proceeds: Disposal of Real or Personal Property or Capital Lease Proceeds			
32	418100	Community Service				71					
33						72	450000	TOTAL OTHER	0.00	*****	0.00
34	419100	Rentals				73					
35	419200	Contributions/Donations				74		TOTAL REVENUES	31,862.00	*****	30,906.00
36	419300	Transportation Fees				75					
37	419900	Other Local				76	460000	FUND TRANSFERS IN			0.00
38		TOTAL OTHER LOCAL	0.00	*****	0.00	77					
39	410000	TOTAL LOCAL (Line 13 + 38)	0.00	*****	0.00		400000	TOTAL BEG BALANCE + REVENUES + TRANSFERS (Lines 1 + 74 + 76)	\$36,338.00	*****	\$30,906.00

**BUDGET
EXPENDITURES**

July 1, 2024 - June 30, 2025

FUND NO: 261

NOTE: Round each entry to the nearest dollar amount.

Line	Code	EXPENDITURES Functions/Programs	Prior Year Budget	Proposed Budget	100 Salaries	200 Benefits	300 Purchased Services	400 Supplies Materials	500 Capital Objects	600 Debt Retirement	700 Insurance- Judgment	800 Transfers
1	512	Elementary School Program		\$0.00								
2	515	Secondary School Program		\$0.00								
3	517	Alternative School Program		\$0.00								
4	519	Vocational-Technical Program		\$0.00								
5	521	Special Education Program		\$0.00								
6	522	Special Education Preschool Program		\$0.00								
7	524	Gifted & Talented Program		\$0.00								
8	531	Interscholastic Program		\$0.00								
9	532	School Activity Program		\$0.00								
10	541	Summer School Program		\$0.00								
11	542	Adult School Program		\$0.00								
12	546	Detention Center Program		\$0.00								
13												
14	500	TOTAL INSTRUCTION	\$0.00	\$0.00	\$0.00	\$0.00	\$0.00	\$0.00	\$0.00	\$0.00	\$0.00	\$0.00
15												
16	611	Attendance-Guidance-Health Program		\$0.00								
17	616	Special Education Support Services Prog		\$0.00								
18												
19	621	Instruction Improvement Program	11,338.00	\$5,906.00				5,906.00				
20	622	Educational Media Program		\$0.00								
21	623	Instruction-Related Technology Program		\$0.00								
22	624	Books and Periodicals		\$0.00								
23	631	Board of Education Program		\$0.00								
24	632	District Administration Program		\$0.00								
25												
26	641	School Administration Program		\$0.00								
27												
28	651	Business Operation Program		\$0.00								
29	655	Central Service Program		\$0.00								
30	656	Administrative Technology Services Prog		\$0.00								
31	661	Buildings-Care Program (Custodial)		\$0.00								
32	663	Maintenance - Non Student Occupied		\$0.00								
33	664	Maintenance - Buildings and Equipment		\$0.00								
34	665	Maintenance - Grounds		\$0.00								
35	667	Security Program	25,000.00	\$25,000.00			25,000.00					
36												
37	681	Pupil - To School Trans. Program		\$0.00								
38	682	Pupil - Activity Trans. Program		\$0.00								
39	683	General Transportation Program		\$0.00								
Subtotal (carried over to page b)			36,338.00	30,906.00	0.00	0.00	25,000.00	5,906.00	0.00	0.00	0.00	0.00

**BUDGET
EXPENDITURES**

July 1, 2024 - June 30, 2025

Title IV-A, ESSA - STUDENT SUPPORT & ACADEMIC ENRICHMENT

FUND NO: 261

NOTE: Round each entry to the nearest dollar amount.

Line	Code	EXPENDITURES Functions/Programs	Prior Year Budget	Proposed Budget	100 Salaries	200 Benefits	300 Purchased Services	400 Supplies Materials	500 Capital Objects	600 Debt Retirement	700 Insurance- Judgment	800 Transfers
40	691	Other Support Services Program		\$0.00								
41												
42	600	TOTAL SUPPORT SERVICES	\$36,338.00	\$30,906.00	\$0.00	\$0.00	\$25,000.00	\$5,906.00	\$0.00	\$0.00	\$0.00	\$0.00
43												
44	710	Child Nutrition Program		0.00								
45	720	Community Services Program		0.00								
46	730	Enterprise Operations		0.00								
47	740	Student Activity Program		0.00								
48												
49	700	TOTAL NON-INSTRUCTION	\$0.00	\$0.00	\$0.00	\$0.00	\$0.00	\$0.00	\$0.00	\$0.00	\$0.00	\$0.00
50												
51	810	Capital Assets		0.00								
52	811	Capital Assets - NonStudent Occupied		0.00								
53												
54	800	TOTAL CAPITAL ASSET PROGRAMS	\$0.00	\$0.00	\$0.00	\$0.00	\$0.00	\$0.00	\$0.00	\$0.00	\$0.00	\$0.00
55												
56	911	Debt Services Program - Principal		0.00								
57	912	Debt Services Program - Interest										
58	913	Debt Services Program - Refunded Debt		0.00								
59	920	Fund Transfers Out		0.00								
60												
61	900	TOTAL OTHER SERVICES	\$0.00	\$0.00	\$0.00	\$0.00	\$0.00	\$0.00	\$0.00	\$0.00	\$0.00	\$0.00
62												
63		TOTAL EXPENDITURES										
64		(Lines 14+42+49+54+61)	\$36,338.00	\$30,906.00	\$0.00	\$0.00	\$25,000.00	\$5,906.00	\$0.00	\$0.00	\$0.00	\$0.00
65												
66												
67												
68												
69												
70												
71												
72												
73		BUDGET SUMMARY										
74												
75		Beginning Fund Balance	4,476.00	0.00								
76		Revenues + Transfers In	31,862.00	30,906.00								
77		TOTAL REVENUE (lines 75 + 76)	36,338.00	30,906.00								
78												
79		Total Expenditures (line 64)	36,338.00	30,906.00								
80		Unappropriated Balance	0.00	0.00								
81		TOTAL EXPD. + UNAPPR. BAL. (lines 78 + 79)	\$36,338.00	\$30,906.00								

BUDGET SUMMARY:

The total on line 77 must equal the total on line 81.

**BUDGET
REVENUES**
July 1, 2024 - June 30, 2025

NOTE: Round each entry to the nearest dollar amount.

Line	Code	REVENUES Item	Prior Year Budget	Proposed Budget		Line	Code	REVENUES Item	Prior Year Budget	Proposed Budget	
				Line Amounts	Totals					Line Amounts	Totals
1	320000	Estimated Fund Balance, July 1		*****		40	429000	Other County			
2						41	420000	TOTAL COUNTY	0.00	*****	0.00
3	411100	Taxes - General M & O				42					
4	411200	Taxes - Supplemental				43	431100	Base Support Program			
5	411300	Taxes - Emergency				44	431200	Transportation Support			
6	411400	Taxes - Tort				45	431400	Exceptional Child/SED Support			
7	411500	Taxes - Cooperative				46	431500	Border Tuition Support			
8	411600	Taxes - Tuition				47	431600	Tuition Equivalency			
9	411700	Taxes - Migrant				48	431800	Benefit Apportionment			
10	411900	Taxes - Other				49	431900	Other State Support			
11	412100	Taxes - Plant Facility				50	432100	Driver Education Program			
12	412500	Taxes - Bond & Interest				51	432400	Professional Technical Program			
13		TOTAL TAXES	0.00	*****	0.00	52	437000	Lottery/Additional State Maintenance			
14	413000	Penalty: Delinquent Taxes				53	438000	Revenue in Lieu of Tax Replacement			
15						54	439000	Other State Revenue			
16	414100	Tuition From Individuals				55	430000	TOTAL STATE	0.00	*****	0.00
17	414200	Tuition From Districts in Idaho				56					
18	414300	Tuition From Out of State Districts				57					
19						58	442000	Indirect Unrestricted Federal			
20	415000	Earnings on Investments				59	443000	Direct Restricted Federal			
21						60	445100	Title I - ESEA			
22	416100	School Food Service				61	445300	Perkins V - CTE	49,764.00	49,764.00	
23	416200	Meal Sales: Non-reimbur.				62	445400	Adult Education			
24	416900	Other Food Sales				63	445500	Child Nutrition Reimbursement			
25						64	445600	IDEA Part B (School Age & Preschool)			
26	417100	Admissions/Activities				65	445900	Other Indirect Federal Programs			
27	417200	Bookstore Sales				66	448200	Impact Aid - P.L. 874			
28	417300	Clubs, Org. Dues, Etc.				67	440000	TOTAL FEDERAL	49,764.00	*****	49,764.00
29	417400	School Fees & Charges				68					
30	417900	Other Student Revenues				69	451000	Proceeds: Bonds, Principal, Loan, et al			
31						70	453000	Proceeds: Disposal of Real or Personal Property or Capital Lease Proceeds			
32	418100	Community Service				71					
33						72	450000	TOTAL OTHER	0.00	*****	0.00
34	419100	Rentals				73					
35	419200	Contributions/Donations				74		TOTAL REVENUES	49,764.00	*****	49,764.00
36	419300	Transportation Fees				75					
37	419900	Other Local				76	460000	FUND TRANSFERS IN			0.00
38		TOTAL OTHER LOCAL	0.00	*****	0.00	77					
39	410000	TOTAL LOCAL (Line 13 + 38)	0.00	*****	0.00		400000	TOTAL BEG BALANCE + REVENUES + TRANSFERS (Lines 1 + 74 + 76)	\$49,764.00	*****	\$49,764.00

**BUDGET
EXPENDITURES
July 1, 2024 - June 30, 2025**

NOTE: Round each entry to the nearest dollar amount.

Line	Code	EXPENDITURES Functions/Programs	Prior Year Budget	Proposed Budget	100 Salaries	200 Benefits	300 Purchased Services	400 Supplies Materials	500 Capital Objects	600 Debt Retirement	700 Insurance- Judgment	800 Transfers
40	691	Other Support Services Program		\$0.00								
41												
42	600	TOTAL SUPPORT SERVICES	\$0.00	\$0.00	\$0.00	\$0.00	\$0.00	\$0.00	\$0.00	\$0.00	\$0.00	\$0.00
43												
44	710	Child Nutrition Program		0.00								
45	720	Community Services Program		0.00								
46	730	Enterprise Operations		0.00								
47	740	Student Activity Program		0.00								
48												
49	700	TOTAL NON-INSTRUCTION	\$0.00	\$0.00	\$0.00	\$0.00	\$0.00	\$0.00	\$0.00	\$0.00	\$0.00	\$0.00
50												
51	810	Capital Assets		0.00								
52	811	Capital Assets - NonStudent Occupied		0.00								
53												
54	800	TOTAL CAPITAL ASSET PROGRAMS	\$0.00	\$0.00	\$0.00	\$0.00	\$0.00	\$0.00	\$0.00	\$0.00	\$0.00	\$0.00
55												
56	911	Debt Services Program - Principal		0.00								
57	912	Debt Services Program - Interest										
58	913	Debt Services Program - Refunded Debt		0.00								
59	920	Fund Transfers Out		0.00								
60												
61	900	TOTAL OTHER SERVICES	\$0.00	\$0.00	\$0.00	\$0.00	\$0.00	\$0.00	\$0.00	\$0.00	\$0.00	\$0.00
62												
63		TOTAL EXPENDITURES										
64		(Lines 14+42+49+54+61)	\$49,764.00	\$49,764.00	\$0.00	\$0.00	\$14,764.00	\$35,000.00	\$0.00	\$0.00	\$0.00	\$0.00
65												
66												
67												
68												
69												
70												
71												
72												
73		BUDGET SUMMARY										
74												
75		Beginning Fund Balance	0.00	0.00								
76		Revenues + Transfers In	49,764.00	49,764.00								
77		TOTAL REVENUE (lines 75 + 76)	49,764.00	49,764.00								
78												
79		Total Expenditures (line 64)	49,764.00	49,764.00								
80		Unappropriated Balance	0.00	0.00								
81		TOTAL EXPD. + UNAPPR. BAL. (lines 78 + 79)	\$49,764.00	\$49,764.00								

BUDGET SUMMARY:

The total on line 77 must equal the total on line 81.

**BUDGET
REVENUES**
July 1, 2024 - June 30, 2025

NOTE: Round each entry to the nearest dollar amount.

Line	Code	REVENUES Item	Prior Year Budget	Proposed Budget		Line	Code	REVENUES Item	Prior Year Budget	Proposed Budget	
				Line Amounts	Totals					Line Amounts	Totals
1	320000	Estimated Fund Balance, July 1		*****		40	429000	Other County			
2						41	420000	TOTAL COUNTY	0.00	*****	0.00
3	411100	Taxes - General M & O				42					
4	411200	Taxes - Supplemental				43	431100	Base Support Program			
5	411300	Taxes - Emergency				44	431200	Transportation Support			
6	411400	Taxes - Tort				45	431400	Exceptional Child/SED Support			
7	411500	Taxes - Cooperative				46	431500	Border Tuition Support			
8	411600	Taxes - Tuition				47	431600	Tuition Equivalency			
9	411700	Taxes - Migrant				48	431800	Benefit Apportionment			
10	411900	Taxes - Other				49	431900	Other State Support			
11	412100	Taxes - Plant Facility				50	432100	Driver Education Program			
12	412500	Taxes - Bond & Interest				51	432400	Professional Technical Program			
13		TOTAL TAXES	0.00	*****	0.00	52	437000	Lottery/Additional State Maintenance			
14	413000	Penalty: Delinquent Taxes				53	438000	Revenue in Lieu of/Tax Replacement			
15						54	439000	Other State Revenue			
16	414100	Tuition From Individuals				55	430000	TOTAL STATE	0.00	*****	0.00
17	414200	Tuition From Districts in Idaho				56					
18	414300	Tuition From Out of State Districts				57					
19						58	442000	Indirect Unrestricted Federal			
20	415000	Earnings on Investments				59	443000	Direct Restricted Federal			
21						60	445100	Title I - ESEA			
22	416100	School Food Service				61	445300	Perkins V - CTE			
23	416200	Meal Sales: Non-reimbur.				62	445400	Adult Education			
24	416900	Other Food Sales				63	445500	Child Nutrition Reimbursement			
25						64	445600	IDEA Part B (School Age & Preschool)	8,000.00		
26	417100	Admissions/Activities				65	445900	Other Indirect Federal Programs			
27	417200	Bookstore Sales				66	448200	Impact Aid - P.L. 874			
28	417300	Clubs, Org. Dues, Etc.				67	440000	TOTAL FEDERAL	8,000.00	*****	0.00
29	417400	School Fees & Charges				68					
30	417900	Other Student Revenues				69	451000	Proceeds: Bonds, Principal, Loan, et al			
31						70	453000	Proceeds: Disposal of Real or Personal Property or Capital Lease Proceeds			
32	418100	Community Service				71					
33						72	450000	TOTAL OTHER	0.00	*****	0.00
34	419100	Rentals				73					
35	419200	Contributions/Donations				74		TOTAL REVENUES	8,000.00	*****	0.00
36	419300	Transportation Fees				75					
37	419900	Other Local				76	460000	FUND TRANSFERS IN			0.00
38		TOTAL OTHER LOCAL	0.00	*****	0.00	77					
39	410000	TOTAL LOCAL (Line 13 + 38)	0.00	*****	0.00		400000	TOTAL BEG BALANCE + REVENUES + TRANSFERS (Lines 1 + 74 + 76)	\$8,000.00	*****	\$0.00

**BUDGET
EXPENDITURES**
July 1, 2024 - June 30, 2025

NOTE: Round each entry to the nearest dollar amount.

Line	Code	EXPENDITURES Functions/Programs	Prior Year Budget	Proposed Budget	100 Salaries	200 Benefits	300 Purchased Services	400 Supplies Materials	500 Capital Objects	600 Debt Retirement	700 Insurance- Judgment	800 Transfers
40	691	Other Support Services Program		\$0.00								
41												
42	600	TOTAL SUPPORT SERVICES	\$0.00	\$0.00	\$0.00	\$0.00	\$0.00	\$0.00	\$0.00	\$0.00	\$0.00	\$0.00
43												
44	710	Child Nutrition Program		0.00								
45	720	Community Services Program		0.00								
46	730	Enterprise Operations		0.00								
47	740	Student Activity Program		0.00								
48												
49	700	TOTAL NON-INSTRUCTION	\$0.00	\$0.00	\$0.00	\$0.00	\$0.00	\$0.00	\$0.00	\$0.00	\$0.00	\$0.00
50												
51	810	Capital Assets		0.00								
52	811	Capital Assets - NonStudent Occupied		0.00								
53												
54	800	TOTAL CAPITAL ASSET PROGRAMS	\$0.00	\$0.00	\$0.00	\$0.00	\$0.00	\$0.00	\$0.00	\$0.00	\$0.00	\$0.00
55												
56	911	Debt Services Program - Principal		0.00								
57	912	Debt Services Program - Interest										
58	913	Debt Services Program - Refunded Debt		0.00								
59	920	Fund Transfers Out		0.00								
60												
61	900	TOTAL OTHER SERVICES	\$0.00	\$0.00	\$0.00	\$0.00	\$0.00	\$0.00	\$0.00	\$0.00	\$0.00	\$0.00
62												
63		TOTAL EXPENDITURES										
64		(Lines 14+42+49+54+61)	\$8,000.00	\$0.00	\$0.00	\$0.00	\$0.00	\$0.00	\$0.00	\$0.00	\$0.00	\$0.00
65												
66												
67												
68												
69												
70												
71												
72												
73		BUDGET SUMMARY										
74												
75		Beginning Fund Balance	0.00	0.00								
76		Revenues + Transfers In	8,000.00	0.00								
77		TOTAL REVENUE (lines 75 + 76)	8,000.00	0.00								
78												
79		Total Expenditures (line 64)	8,000.00	0.00								
80		Unappropriated Balance	0.00	0.00								
81		TOTAL EXPD. + UNAPPR. BAL. (lines 78 + 79)	\$8,000.00	\$0.00								

BUDGET SUMMARY:

The total on line 77 must equal the total on line 81.

**BUDGET
REVENUES**
July 1, 2024 - June 30, 2025

NOTE: Round each entry to the nearest dollar amount.

Line	Code	REVENUES Item	Prior Year Budget	Proposed Budget		Line	Code	REVENUES Item	Prior Year Budget	Proposed Budget	
				Line Amounts	Totals					Line Amounts	Totals
1	320000	Estimated Fund Balance, July 1		*****		40	429000	Other County			
2						41	420000	TOTAL COUNTY	0.00	*****	0.00
3	411100	Taxes - General M & O				42					
4	411200	Taxes - Supplemental				43	431100	Base Support Program			
5	411300	Taxes - Emergency				44	431200	Transportation Support			
6	411400	Taxes - Tort				45	431400	Exceptional Child/SED Support			
7	411500	Taxes - Cooperative				46	431500	Border Tuition Support			
8	411600	Taxes - Tuition				47	431600	Tuition Equivalency			
9	411700	Taxes - Migrant				48	431800	Benefit Apportionment			
10	411900	Taxes - Other				49	431900	Other State Support			
11	412100	Taxes - Plant Facility				50	432100	Driver Education Program			
12	412500	Taxes - Bond & Interest				51	432400	Professional Technical Program			
13		TOTAL TAXES	0.00	*****	0.00	52	437000	Lottery/Additional State Maintenance			
14	413000	Penalty: Delinquent Taxes				53	438000	Revenue in Lieu of/Tax Replacement			
15						54	439000	Other State Revenue			
16	414100	Tuition From Individuals				55	430000	TOTAL STATE	0.00	*****	0.00
17	414200	Tuition From Districts in Idaho				56					
18	414300	Tuition From Out of State Districts				57					
19						58	442000	Indirect Unrestricted Federal			
20	415000	Earnings on Investments				59	443000	Direct Restricted Federal			
21						60	445100	Title I - ESEA			
22	416100	School Food Service				61	445300	Perkins V - CTE			
23	416200	Meal Sales: Non-reimbur.				62	445400	Adult Education			
24	416900	Other Food Sales				63	445500	Child Nutrition Reimbursement			
25						64	445600	IDEA Part B (School Age & Preschool)			
26	417100	Admissions/Activities				65	445900	Other Indirect Federal Programs	14,163.00	12,060.00	
27	417200	Bookstore Sales				66	448200	Impact Aid - P.L. 874			
28	417300	Clubs, Org. Dues, Etc.				67	440000	TOTAL FEDERAL	14,163.00	*****	12,060.00
29	417400	School Fees & Charges				68					
30	417900	Other Student Revenues				69	451000	Proceeds: Bonds, Principal, Loan, et al			
31						70	453000	Proceeds: Disposal of Real or Personal Property or Capital Lease Proceeds			
32	418100	Community Service				71					
33						72	450000	TOTAL OTHER	0.00	*****	0.00
34	419100	Rentals				73					
35	419200	Contributions/Donations				74		TOTAL REVENUES	14,163.00	*****	12,060.00
36	419300	Transportation Fees				75					
37	419900	Other Local				76	460000	FUND TRANSFERS IN			0.00
38		TOTAL OTHER LOCAL	0.00	*****	0.00	77					
39	410000	TOTAL LOCAL (Line 13 + 38)	0.00	*****	0.00		400000	TOTAL BEG BALANCE + REVENUES + TRANSFERS (Lines 1 + 74 + 76)	\$14,163.00	*****	\$12,060.00

**BUDGET
EXPENDITURES**
July 1, 2024 - June 30, 2025

Page 81
TITLE III-A. ESSA - ENGLISH LANGUAGE ACQUISITION
FUND NO: 270

NOTE: Round each entry to the nearest dollar amount.

Line	Code	EXPENDITURES Functions/Programs	Prior Year Budget	Proposed Budget	100 Salaries	200 Benefits	300 Purchased Services	400 Supplies Materials	500 Capital Objects	600 Debt Retirement	700 Insurance- Judgment	800 Transfers
40	691	Other Support Services Program		\$0.00								
41												
42	600	TOTAL SUPPORT SERVICES	\$0.00	\$0.00	\$0.00	\$0.00	\$0.00	\$0.00	\$0.00	\$0.00	\$0.00	\$0.00
43												
44	710	Child Nutrition Program		0.00								
45	720	Community Services Program		0.00								
46	730	Enterprise Operations		0.00								
47	740	Student Activity Program		0.00								
48												
49	700	TOTAL NON-INSTRUCTION	\$0.00	\$0.00	\$0.00	\$0.00	\$0.00	\$0.00	\$0.00	\$0.00	\$0.00	\$0.00
50												
51	810	Capital Assets		0.00								
52	811	Capital Assets - NonStudent Occupied		0.00								
53												
54	800	TOTAL CAPITAL ASSET PROGRAMS	\$0.00	\$0.00	\$0.00	\$0.00	\$0.00	\$0.00	\$0.00	\$0.00	\$0.00	\$0.00
55												
56	911	Debt Services Program - Principal		0.00								
57	912	Debt Services Program - Interest										
58	913	Debt Services Program - Refunded Debt		0.00								
59	920	Fund Transfers Out		0.00								
60												
61	900	TOTAL OTHER SERVICES	\$0.00	\$0.00	\$0.00	\$0.00	\$0.00	\$0.00	\$0.00	\$0.00	\$0.00	\$0.00
62												
63		TOTAL EXPENDITURES										
64		(Lines 14+42+49+54+61)	\$14,163.00	\$12,060.00	\$6,507.00	\$5,195.00	\$250.00	\$108.00	\$0.00	\$0.00	\$0.00	\$0.00
65												
66												
67												
68												
69												
70												
71												
72												
73		BUDGET SUMMARY										
74												
75		Beginning Fund Balance	0.00	0.00								
76		Revenues + Transfers In	14,163.00	12,060.00								
77		TOTAL REVENUE (lines 75 + 76)	14,163.00	12,060.00								
78												
79		Total Expenditures (line 64)	14,163.00	12,060.00								
80		Unappropriated Balance	0.00	0.00								
81		TOTAL EXPD. + UNAPPR. BAL. (lines 78 + 79)	\$14,163.00	\$12,060.00								

BUDGET SUMMARY:

The total on line 77 must equal the total on line 81.

**BUDGET
REVENUES**

July 1, 2024 - June 30, 2025

Page 82
TITLE II-A, ESSA - SUPPORTING EFFECTIVE INSTRUCTION
FUND NO: 271

NOTE: Round each entry to the nearest dollar amount.

Line	Code	REVENUES Item	Prior Year Budget	Proposed Budget		Line	Code	REVENUES Item	Prior Year Budget	Proposed Budget	
				Line Amounts	Totals					Line Amounts	Totals
1	320000	Estimated Fund Balance, July 1	\$13,080.00	*****		40	429000	Other County			
2						41	420000	TOTAL COUNTY	0.00	*****	0.00
3	411100	Taxes - General M & O				42					
4	411200	Taxes - Supplemental				43	431100	Base Support Program			
5	411300	Taxes - Emergency				44	431200	Transportation Support			
6	411400	Taxes - Tort				45	431400	Exceptional Child/SED Support			
7	411500	Taxes - Cooperative				46	431500	Border Tuition Support			
8	411600	Taxes - Tuition				47	431600	Tuition Equivalency			
9	411700	Taxes - Migrant				48	431800	Benefit Apportionment			
10	411900	Taxes - Other				49	431900	Other State Support			
11	412100	Taxes - Plant Facility				50	432100	Driver Education Program			
12	412500	Taxes - Bond & Interest				51	432400	Professional Technical Program			
13		TOTAL TAXES	0.00	*****	0.00	52	437000	Lottery/Additional State Maintenance			
14	413000	Penalty: Delinquent Taxes				53	438000	Revenue in Lieu of/Tax Replacement			
15						54	439000	Other State Revenue			
16	414100	Tuition From Individuals				55	430000	TOTAL STATE	0.00	*****	0.00
17	414200	Tuition From Districts in Idaho				56					
18	414300	Tuition From Out of State Districts				57					
19						58	442000	Indirect Unrestricted Federal			
20	415000	Earnings on Investments				59	443000	Direct Restricted Federal			
21						60	445100	Title I - ESEA			
22	416100	School Food Service				61	445300	Perkins V - CTE			
23	416200	Meal Sales: Non-reimbur.				62	445400	Adult Education			
24	416900	Other Food Sales				63	445500	Child Nutrition Reimbursement			
25						64	445600	IDEA Part B (School Age & Preschool)			
26	417100	Admissions/Activities				65	445900	Other Indirect Federal Programs	95,975.00	93,095.00	
27	417200	Bookstore Sales				66	448200	Impact Aid - P.L. 874			
28	417300	Clubs, Org. Dues, Etc.				67	440000	TOTAL FEDERAL	95,975.00	*****	93,095.00
29	417400	School Fees & Charges				68					
30	417900	Other Student Revenues				69	451000	Proceeds: Bonds, Principal, Loan, et al			
31						70	453000	Proceeds: Disposal of Real or Personal Property or Capital Lease Proceeds			
32	418100	Community Service				71					
33						72	450000	TOTAL OTHER	0.00	*****	0.00
34	419100	Rentals				73					
35	419200	Contributions/Donations				74		TOTAL REVENUES	95,975.00	*****	93,095.00
36	419300	Transportation Fees				75					
37	419900	Other Local				76	460000	FUND TRANSFERS IN			0.00
38		TOTAL OTHER LOCAL	0.00	*****	0.00	77					
39	410000	TOTAL LOCAL (Line 13 + 38)	0.00	*****	0.00		400000	TOTAL BEG BALANCE + REVENUES + TRANSFERS (Lines 1 + 74 + 76)	\$109,055.00	*****	\$93,095.00

**BUDGET
EXPENDITURES**

July 1, 2024 - June 30, 2025

FUND NO: 271

NOTE: Round each entry to the nearest dollar amount.

Line	Code	EXPENDITURES Functions/Programs	Prior Year Budget	Proposed Budget	100 Salaries	200 Benefits	300 Purchased Services	400 Supplies Materials	500 Capital Objects	600 Debt Retirement	700 Insurance- Judgment	800 Transfers
1	512	Elementary School Program		\$0.00								
2	515	Secondary School Program		\$0.00								
3	517	Alternative School Program		\$0.00								
4	519	Vocational-Technical Program		\$0.00								
5	521	Special Education Program		\$0.00								
6	522	Special Education Preschool Program		\$0.00								
7	524	Gifted & Talented Program		\$0.00								
8	531	Interscholastic Program		\$0.00								
9	532	School Activity Program		\$0.00								
10	541	Summer School Program		\$0.00								
11	542	Adult School Program		\$0.00								
12	546	Detention Center Program		\$0.00								
13												
14	500	TOTAL INSTRUCTION	\$0.00	\$0.00	\$0.00	\$0.00	\$0.00	\$0.00	\$0.00	\$0.00	\$0.00	\$0.00
15												
16	611	Attendance-Guidance-Health Program		\$0.00								
17	616	Special Education Support Services Prog		\$0.00								
18												
19	621	Instruction Improvement Program	109,055.00	\$93,095.00	41,078.00	15,765.00	30,000.00	6,252.00				
20	622	Educational Media Program		\$0.00								
21	623	Instruction-Related Technology Program		\$0.00								
22	624	Books and Periodicals		\$0.00								
23	631	Board of Education Program		\$0.00								
24	632	District Administration Program		\$0.00								
25												
26	641	School Administration Program		\$0.00								
27												
28	651	Business Operation Program		\$0.00								
29	655	Central Service Program		\$0.00								
30	656	Administrative Technology Services Prog		\$0.00								
31	661	Buildings-Care Program (Custodial)		\$0.00								
32	663	Maintenance - Non Student Occupied		\$0.00								
33	664	Maintenance - Buildings and Equipment		\$0.00								
34	665	Maintenance - Grounds		\$0.00								
35	667	Security Program		\$0.00								
36												
37	681	Pupil - To School Trans. Program		\$0.00								
38	682	Pupil - Activity Trans. Program		\$0.00								
39	683	General Transportation Program		\$0.00								

E:\Middleton\SP Dme\MSD Budget\FY2025 Budget\FY2025 Revenue & Expenditures-MSD134.xlsx]271 E1

Subtotal (carried over to page b)	109,055.00	93,095.00	41,078.00	15,765.00	30,000.00	6,252.00	0.00	0.00	0.00	0.00
-----------------------------------	------------	-----------	-----------	-----------	-----------	----------	------	------	------	------

**BUDGET
EXPENDITURES**

July 1, 2024 - June 30, 2025

TITLE II.A, ESSA - SUPPORTING EFFECTIVE INSTRUCTION

FUND NO: 271

NOTE: Round each entry to the nearest dollar amount.

Line	Code	EXPENDITURES Functions/Programs	Prior Year Budget	Proposed Budget	100 Salaries	200 Benefits	300 Purchased Services	400 Supplies Materials	500 Capital Objects	600 Debt Retirement	700 Insurance- Judgment	800 Transfers
40	691	Other Support Services Program		\$0.00								
41												
42	600	TOTAL SUPPORT SERVICES	\$109,055.00	\$93,095.00	\$41,078.00	\$15,765.00	\$30,000.00	\$8,252.00	\$0.00	\$0.00	\$0.00	\$0.00
43												
44	710	Child Nutrition Program		0.00								
45	720	Community Services Program		0.00								
46	730	Enterprise Operations		0.00								
47	740	Student Activity Program		0.00								
48												
49	700	TOTAL NON-INSTRUCTION	\$0.00	\$0.00	\$0.00	\$0.00	\$0.00	\$0.00	\$0.00	\$0.00	\$0.00	\$0.00
50												
51	810	Capital Assets		0.00								
52	811	Capital Assets - NonStudent Occupied		0.00								
53												
54	800	TOTAL CAPITAL ASSET PROGRAMS	\$0.00	\$0.00	\$0.00	\$0.00	\$0.00	\$0.00	\$0.00	\$0.00	\$0.00	\$0.00
55												
56	911	Debt Services Program - Principal		0.00								
57	912	Debt Services Program - Interest										
58	913	Debt Services Program - Refunded Debt		0.00								
59	920	Fund Transfers Out		0.00								
60												
61	900	TOTAL OTHER SERVICES	\$0.00	\$0.00	\$0.00	\$0.00	\$0.00	\$0.00	\$0.00	\$0.00	\$0.00	\$0.00
62												
63		TOTAL EXPENDITURES										
64		(Lines 14+42+49+54+61)	\$109,055.00	\$93,095.00	\$41,078.00	\$15,765.00	\$30,000.00	\$8,252.00	\$0.00	\$0.00	\$0.00	\$0.00
65												
66												
67												
68												
69												
70												
71												
72												
73		BUDGET SUMMARY										
74												
75		Beginning Fund Balance	13,080.00	0.00								
76		Revenues + Transfers In	95,975.00	93,095.00								
77		TOTAL REVENUE (lines 75 + 76)	109,055.00	93,095.00								
78												
79		Total Expenditures (line 64)	109,055.00	93,095.00								
80		Unappropriated Balance	0.00	0.00								
81		TOTAL EXPD. + UNAPPR. BAL. (lines 78 + 79)	\$109,055.00	\$93,095.00								

BUDGET SUMMARY:

The total on line 77 must equal the total on line 81.

**BUDGET
REVENUES**
July 1, 2024 - June 30, 2025

NOTE: Round each entry to the nearest dollar amount.

Line	Code	REVENUES Item	Prior Year Budget	Proposed Budget		Line	Code	REVENUES Item	Prior Year Budget	Proposed Budget	
				Line Amounts	Totals					Line Amounts	Totals
1	320000	Estimated Fund Balance, July 1	\$874,363.00	*****	\$610,084.00	40	429000	Other County			
2						41	420000	TOTAL COUNTY	0.00	*****	0.00
3	411100	Taxes - General M & O				42					
4	411200	Taxes - Supplemental				43	431100	Base Support Program			
5	411300	Taxes - Emergency				44	431200	Transportation Support			
6	411400	Taxes - Tort				45	431400	Exceptional Child/SED Support			
7	411500	Taxes - Cooperative				46	431500	Border Tuition Support			
8	411600	Taxes - Tuition				47	431600	Tuition Equivalency			
9	411700	Taxes - Migrant				48	431800	Benefit Apportionment			
10	411900	Taxes - Other				49	431900	Other State Support	92,776.00		
11	412100	Taxes - Plant Facility				50	432100	Driver Education Program			
12	412500	Taxes - Bond & Interest				51	432400	Professional Technical Program			
13		TOTAL TAXES	0.00	*****	0.00	52	437000	Lottery/Additional State Maintenance			
14	413000	Penalty: Delinquent Taxes				53	438000	Revenue in Lieu of/Tax Replacement			
15						54	439000	Other State Revenue			
16	414100	Tuition From Individuals				55	430000	TOTAL STATE	92,776.00	*****	0.00
17	414200	Tuition From Districts in Idaho				56					
18	414300	Tuition From Out of State Districts				57					
19						58	442000	Indirect Unrestricted Federal			
20	415000	Earnings on Investments				59	443000	Direct Restricted Federal			
21						60	445100	Title I - ESEA			
22	416100	School Food Service	472,091.00	475,000.00		61	445300	Perkins V - CTE			
23	416200	Meal Sales: Non-reimbur.				62	445400	Adult Education			
24	416900	Other Food Sales	2,500.00	2,500.00		63	445500	Child Nutrition Reimbursement	330,725.00	330,725.00	
25						64	445600	IDEA Part B (School Age & Preschool)			
26	417100	Admissions/Activities				65	445900	Other Indirect Federal Programs	90,000.00	90,000.00	
27	417200	Bookstore Sales				66	448200	Impact Aid - P.L. 874			
28	417300	Clubs, Org. Dues, Etc.				67	440000	TOTAL FEDERAL	420,725.00	*****	420,725.00
29	417400	School Fees & Charges				68					
30	417900	Other Student Revenues				69	451000	Proceeds: Bonds, Principal, Loan, et al			
31						70	453000	Proceeds: Disposal of Real or Personal Property or Capital Lease Proceeds			
32	418100	Community Service				71					
33						72	450000	TOTAL OTHER	0.00	*****	0.00
34	419100	Rentals				73					
35	419200	Contributions/Donations				74		TOTAL REVENUES	988,592.00	*****	898,725.00
36	419300	Transportation Fees				75					
37	419900	Other Local	500.00	500.00		76	460000	FUND TRANSFERS IN			0.00
38		TOTAL OTHER LOCAL	475,091.00	*****	478,000.00	77					
39	410000	TOTAL LOCAL (Line 13 + 38)	475,091.00	*****	478,000.00		400000	TOTAL BEG BALANCE + REVENUES + TRANSFERS (Lines 1 + 74 + 76)	#####	*****	#####

**BUDGET
EXPENDITURES**

July 1, 2024 - June 30, 2025

NOTE: Round each entry to the nearest dollar amount.

Line	Code	EXPENDITURES Functions/Programs	Prior Year Budget	Proposed Budget	100 Salaries	200 Benefits	300 Purchased Services	400 Supplies Materials	500 Capital Objects	600 Debt Retirement	700 Insurance- Judgment	800 Transfers
1	512	Elementary School Program		\$0.00								
2	515	Secondary School Program		\$0.00								
3	517	Alternative School Program		\$0.00								
4	519	Vocational-Technical Program		\$0.00								
5	521	Special Education Program		\$0.00								
6	522	Special Education Preschool Program		\$0.00								
7	524	Gifted & Talented Program		\$0.00								
8	531	Interscholastic Program		\$0.00								
9	532	School Activity Program		\$0.00								
10	541	Summer School Program		\$0.00								
11	542	Adult School Program		\$0.00								
12	546	Detention Center Program		\$0.00								
13												
14	500	TOTAL INSTRUCTION	\$0.00	\$0.00	\$0.00	\$0.00	\$0.00	\$0.00	\$0.00	\$0.00	\$0.00	\$0.00
15												
16	611	Attendance-Guidance-Health Program		\$0.00								
17	616	Special Education Support Services Prog		\$0.00								
18												
19	621	Instruction Improvement Program		\$0.00								
20	622	Educational Media Program		\$0.00								
21	623	Instruction-Related Technology Program		\$0.00								
22	624	Books and Periodicals		\$0.00								
23	631	Board of Education Program		\$0.00								
24	632	District Administration Program		\$0.00								
25												
26	641	School Administration Program		\$0.00								
27												
28	651	Business Operation Program		\$0.00								
29	655	Central Service Program		\$0.00								
30	656	Administrative Technology Services Prog		\$0.00								
31	661	Buildings-Care Program (Custodial)		\$0.00								
32	663	Maintenance - Non Student Occupied		\$0.00								
33	664	Maintenance - Buildings and Equipment		\$0.00								
34	665	Maintenance - Grounds		\$0.00								
35	667	Security Program		\$0.00								
36												
37	681	Pupil - To School Trans. Program		\$0.00								
38	682	Pupil - Activity Trans. Program		\$0.00								
39	683	General Transportation Program		\$0.00								
		Subtotal (carried over to page b)	0.00	0.00	0.00	0.00	0.00	0.00	0.00	0.00	0.00	0.00

**BUDGET
EXPENDITURES
July 1, 2024 - June 30, 2025**

NOTE: Round each entry to the nearest dollar amount.

Line	Code	EXPENDITURES Functions/Programs	Prior Year Budget	Proposed Budget	100 Salaries	200 Benefits	300 Purchased Services	400 Supplies Materials	500 Capital Objects	600 Debt Retirement	700 Insurance- Judgment	800 Transfers
40	691	Other Support Services Program		\$0.00								
41												
42	600	TOTAL SUPPORT SERVICES	\$0.00	\$0.00	\$0.00	\$0.00	\$0.00	\$0.00	\$0.00	\$0.00	\$0.00	\$0.00
43												
44	710	Child Nutrition Program	1,862,955.00	1,508,809.00	438,558.00	304,313.00	50,000.00	375,000.00	340,938.00			
45	720	Community Services Program		0.00								
46	730	Enterprise Operations		0.00								
47	740	Student Activity Program		0.00								
48												
49	700	TOTAL NON-INSTRUCTION	\$1,862,955.00	\$1,508,809.00	\$438,558.00	\$304,313.00	\$50,000.00	\$375,000.00	\$340,938.00	\$0.00	\$0.00	\$0.00
50												
51	810	Capital Assets		0.00								
52	811	Capital Assets - NonStudent Occupied		0.00								
53												
54	800	TOTAL CAPITAL ASSET PROGRAMS	\$0.00	\$0.00	\$0.00	\$0.00	\$0.00	\$0.00	\$0.00	\$0.00	\$0.00	\$0.00
55												
56	911	Debt Services Program - Principal		0.00								
57	912	Debt Services Program - Interest										
58	913	Debt Services Program - Refunded Debt		0.00								
59	920	Fund Transfers Out		0.00								
60												
61	900	TOTAL OTHER SERVICES	\$0.00	\$0.00	\$0.00	\$0.00	\$0.00	\$0.00	\$0.00	\$0.00	\$0.00	\$0.00
62												
63		TOTAL EXPENDITURES										
64		(Lines 14+42+49+54+61)	\$1,862,955.00	\$1,508,809.00	\$438,558.00	\$304,313.00	\$50,000.00	\$375,000.00	\$340,938.00	\$0.00	\$0.00	\$0.00
65												
66												
67												
68												
69												
70												
71												
72												
73		BUDGET SUMMARY										
74												
75		Beginning Fund Balance	874,363.00	810,084.00								
76		Revenues + Transfers In	988,592.00	898,725.00								
77		TOTAL REVENUE (lines 75 + 76)	1,862,955.00	1,508,809.00								
78												
79		Total Expenditures (line 64)	1,862,955.00	1,508,809.00								
80		Unappropriated Balance	0.00	0.00								
81		TOTAL EXPD. + UNAPPR. BAL. (lines 78 + 79)	\$1,862,955.00	\$1,508,809.00								

BUDGET SUMMARY:

The total on line 77 must equal the total on line 81.

**BUDGET
REVENUES**
July 1, 2024 - June 30, 2025

NOTE: Round each entry to the nearest dollar amount.

Line	Code	REVENUES Item	Prior Year Budget	Proposed Budget		Line	Code	REVENUES Item	Prior Year Budget	Proposed Budget	
				Line Amounts	Totals					Line Amounts	Totals
1	320000	Estimated Fund Balance, July 1	\$4,921,833.00	*****	\$5,610,728.00	40	429000	Other County			
2						41	420000	TOTAL COUNTY	0.00	*****	0.00
3	411100	Taxes - General M & O				42					
4	411200	Taxes - Supplemental				43	431100	Base Support Program			
5	411300	Taxes - Emergency				44	431200	Transportation Support			
6	411400	Taxes - Tort				45	431400	Exceptional Child/SED Support			
7	411500	Taxes - Cooperative				46	431500	Border Tuition Support			
8	411600	Taxes - Tuition				47	431600	Tuition Equivalency			
9	411700	Taxes - Migrant				48	431800	Benefit Apportionment			
10	411900	Taxes - Other				49	431900	Other State Support	2,208,417.00	2,208,417.00	
11	412100	Taxes - Plant Facility				50	432100	Driver Education Program			
12	412500	Taxes - Bond & Interest	2,415,810.00	4,035,000.00		51	432400	Professional Technical Program			
13		TOTAL TAXES	2,415,810.00	*****	4,035,000.00	52	437000	Lottery/Additional State Maintenance			
14	413000	Penalty: Delinquent Taxes	15,000.00	10,000.00		53	438000	Revenue in Lieu of/Tax Replacement			
15						54	439000	Other State Revenue			
16	414100	Tuition From Individuals				55	430000	TOTAL STATE	2,208,417.00	*****	2,208,417.00
17	414200	Tuition From Districts in Idaho				56					
18	414300	Tuition From Out of State Districts				57					
19						58	442000	Indirect Unrestricted Federal			
20	415000	Earnings on Investments	120,000.00	100,000.00		59	443000	Direct Restricted Federal			
21						60	445100	Title I - ESEA			
22	416100	School Food Service				61	445300	Perkins V - CTE			
23	416200	Meal Sales: Non-reimbur.				62	445400	Adult Education			
24	416900	Other Food Sales				63	445500	Child Nutrition Reimbursement			
25						64	445600	IDEA Part B (School Age & Preschool)			
26	417100	Admissions/Activities				65	445900	Other Indirect Federal Programs	543,668.00		
27	417200	Bookstore Sales				66	448200	Impact Aid - P.L. 874			
28	417300	Clubs, Org. Dues, Etc.				67	440000	TOTAL FEDERAL	543,668.00	*****	0.00
29	417400	School Fees & Charges				68					
30	417900	Other Student Revenues				69	451000	Proceeds: Bonds, Principal, Loan, et al			
31						70	453000	Proceeds: Disposal of Real or Personal Property or Capital Lease Proceeds			
32	418100	Community Service				71					
33						72	450000	TOTAL OTHER	0.00	*****	0.00
34	419100	Rentals				73					
35	419200	Contributions/Donations				74		TOTAL REVENUES	5,302,895.00	*****	6,353,417.00
36	419300	Transportation Fees				75					
37	419900	Other Local				76	460000	FUND TRANSFERS IN			0.00
38		TOTAL OTHER LOCAL	135,000.00	*****	110,000.00	77					
39	410000	TOTAL LOCAL (Line 13 + 38)	2,550,810.00	*****	4,145,000.00		400000	TOTAL BEG BALANCE + REVENUES + TRANSFERS (Lines 1 + 74 + 76)	#####	*****	#####

**BUDGET
EXPENDITURES**

July 1, 2024 - June 30, 2025

NOTE: Round each entry to the nearest dollar amount.

Line	Code	EXPENDITURES Functions/Programs	Prior Year Budget	Proposed Budget	100 Salaries	200 Benefits	300 Purchased Services	400 Supplies Materials	500 Capital Objects	600 Debt Retirement	700 Insurance- Judgment	800 Transfers
40	691	Other Support Services Program		\$0.00								
41												
42	600	TOTAL SUPPORT SERVICES	\$0.00	\$0.00	\$0.00	\$0.00	\$0.00	\$0.00	\$0.00	\$0.00	\$0.00	\$0.00
43												
44	710	Child Nutrition Program		0.00								
45	720	Community Services Program		0.00								
46	730	Enterprise Operations		0.00								
47	740	Student Activity Program		0.00								
48												
49	700	TOTAL NON-INSTRUCTION	\$0.00	\$0.00	\$0.00	\$0.00	\$0.00	\$0.00	\$0.00	\$0.00	\$0.00	\$0.00
50												
51	810	Capital Assets		0.00								
52	811	Capital Assets - NonStudent Occupied		0.00								
53												
54	800	TOTAL CAPITAL ASSET PROGRAMS	\$0.00	\$0.00	\$0.00	\$0.00	\$0.00	\$0.00	\$0.00	\$0.00	\$0.00	\$0.00
55												
56	911	Debt Services Program - Principal	8,862,728.00	10,751,137.00						10,751,137.00		
57	912	Debt Services Program - Interest	1,362,008.00	1,213,008.00						1,213,008.00		
58	913	Debt Services Program - Refunded Debt		0.00								
59	920	Fund Transfers Out		0.00								
60												
61	900	TOTAL OTHER SERVICES	\$10,224,728.00	\$11,964,145.00	\$0.00	\$0.00	\$0.00	\$0.00	\$0.00	\$11,964,145.00	\$0.00	\$0.00
62												
63		TOTAL EXPENDITURES										
64		(Lines 14+42+49+54+61)	\$10,224,728.00	\$11,964,145.00	\$0.00	\$0.00	\$0.00	\$0.00	\$0.00	\$11,964,145.00	\$0.00	\$0.00
65												
66												
67												
68												
69												
70												
71												
72												
73		BUDGET SUMMARY										
74												
75		Beginning Fund Balance	4,921,833.00	5,810,728.00								
76		Revenues + Transfers In	5,302,895.00	6,353,417.00								
77		TOTAL REVENUE (lines 75 + 76)	10,224,728.00	11,964,145.00								
78												
79		Total Expenditures (line 64)	10,224,728.00	11,964,145.00								
80		Unappropriated Balance	0.00	0.00								
81		TOTAL EXPD. + UNAPPR. BAL (lines 78 + 79)	\$10,224,728.00	\$11,964,145.00								

BUDGET SUMMARY:

The total on line 77 must equal the total on line 81.

**BUDGET
REVENUES
July 1, 2024 - June 30, 2025**

NOTE: Round each entry to the nearest dollar amount.

Line	Code	REVENUES Item	Prior Year Budget	Proposed Budget		Line	Code	REVENUES Item	Prior Year Budget	Proposed Budget	
				Line Amounts	Totals					Line Amounts	Totals
1	320000	Estimated Fund Balance, July 1	\$908,202.00	*****	\$433,578.00	40	429000	Other County			
2						41	420000	TOTAL COUNTY	0.00	*****	0.00
3	411100	Taxes - General M & O				42					
4	411200	Taxes - Supplemental				43	431100	Base Support Program			
5	411300	Taxes - Emergency				44	431200	Transportation Support			
6	411400	Taxes - Tort				45	431400	Exceptional Child/SED Support			
7	411500	Taxes - Cooperative				46	431500	Border Tuition Support			
8	411600	Taxes - Tuition				47	431600	Tuition Equivalency			
9	411700	Taxes - Migrant				48	431800	Benefit Apportionment			
10	411900	Taxes - Other				49	431900	Other State Support			
11	412100	Taxes - Plant Facility				50	432100	Driver Education Program			
12	412500	Taxes - Bond & Interest				51	432400	Professional Technical Program			
13		TOTAL TAXES	0.00	*****	0.00	52	437000	Lottery/Additional State Maintenance			
14	413000	Penalty: Delinquent Taxes				53	438000	Revenue in Lieu of/Tax Replacement			
15						54	439000	Other State Revenue			
16	414100	Tuition From Individuals				55	430000	TOTAL STATE	0.00	*****	0.00
17	414200	Tuition From Districts in Idaho				56					
18	414300	Tuition From Out of State Districts				57					
19						58	442000	Indirect Unrestricted Federal			
20	415000	Earnings on Investments				59	443000	Direct Restricted Federal			
21						60	445100	Title I - ESEA			
22	416100	School Food Service				61	445300	Perkins V - CTE			
23	416200	Meal Sales: Non-reimbur.				62	445400	Adult Education			
24	416900	Other Food Sales				63	445500	Child Nutrition Reimbursement			
25						64	445600	IDEA Part B (School Age & Preschool)			
26	417100	Admissions/Activities				65	445900	Other Indirect Federal Programs			
27	417200	Bookstore Sales				66	448200	Impact Aid - P.L. 874			
28	417300	Clubs, Org. Dues, Etc.				67	440000	TOTAL FEDERAL	0.00	*****	0.00
29	417400	School Fees & Charges				68					
30	417900	Other Student Revenues				69	451000	Proceeds: Bonds, Principal, Loan, et al			
31						70	453000	Proceeds: Disposal of Real or Personal Property or Capital Lease Proceeds			
32	418100	Community Service				71					
33						72	450000	TOTAL OTHER	0.00	*****	0.00
34	419100	Rentals				73					
35	419200	Contributions/Donations				74		TOTAL REVENUES	42,419.00	*****	0.00
36	419300	Transportation Fees				75					
37	419900	Other Local	42,419.00			76	460000	FUND TRANSFERS IN			0.00
38		TOTAL OTHER LOCAL	42,419.00	*****	0.00	77					
39	410000	TOTAL LOCAL (Line 13 + 38)	42,419.00	*****	0.00		400000	TOTAL BEG BALANCE + REVENUES + TRANSFERS (Lines 1 + 74 + 76)	\$950,621.00	*****	\$433,578.00

**BUDGET
EXPENDITURES
July 1, 2024 - June 30, 2025**

NOTE: Round each entry to the nearest dollar amount.

Line	Code	EXPENDITURES Functions/Programs	Prior Year Budget	Proposed Budget	100 Salaries	200 Benefits	300 Purchased Services	400 Supplies Materials	500 Capital Objects	600 Debt Retirement	700 Insurance- Judgment	800 Transfers
40	691	Other Support Services Program		\$0.00								
41												
42	600	TOTAL SUPPORT SERVICES	\$950,621.00	\$433,578.00	\$0.00	\$0.00	\$433,578.00	\$0.00	\$0.00	\$0.00	\$0.00	\$0.00
43												
44	710	Child Nutrition Program		0.00								
45	720	Community Services Program		0.00								
46	730	Enterprise Operations		0.00								
47	740	Student Activity Program		0.00								
48												
49	700	TOTAL NON-INSTRUCTION	\$0.00	\$0.00	\$0.00	\$0.00	\$0.00	\$0.00	\$0.00	\$0.00	\$0.00	\$0.00
50												
51	810	Capital Assets		0.00								
52	811	Capital Assets - NonStudent Occupied		0.00								
53												
54	800	TOTAL CAPITAL ASSET PROGRAMS	\$0.00	\$0.00	\$0.00	\$0.00	\$0.00	\$0.00	\$0.00	\$0.00	\$0.00	\$0.00
55												
56	911	Debt Services Program - Principal		0.00								
57	912	Debt Services Program - Interest										
58	913	Debt Services Program - Refunded Debt		0.00								
59	920	Fund Transfers Out		0.00								
60												
61	900	TOTAL OTHER SERVICES	\$0.00	\$0.00	\$0.00	\$0.00	\$0.00	\$0.00	\$0.00	\$0.00	\$0.00	\$0.00
62												
63		TOTAL EXPENDITURES										
64		(Lines 14+42+49+54+61)	\$950,621.00	\$433,578.00	\$0.00	\$0.00	\$433,578.00	\$0.00	\$0.00	\$0.00	\$0.00	\$0.00
65												
66												
67												
68												
69												
70												
71												
72												
73		BUDGET SUMMARY										
74												
75		Beginning Fund Balance	908,202.00	433,578.00								
76		Revenues + Transfers In	42,419.00	0.00								
77		TOTAL REVENUE (lines 75 + 76)	950,621.00	433,578.00								
78												
79		Total Expenditures (line 64)	950,621.00	433,578.00								
80		Unappropriated Balance	0.00	0.00								
81		TOTAL EXPD. + UNAPPR. BAL. (lines 78 + 79)	\$950,621.00	\$433,578.00								

BUDGET SUMMARY:

The total on line 77 must equal the total on line 81.

**BUDGET
REVENUES**
July 1, 2024 - June 30, 2025

NOTE: Round each entry to the nearest dollar amount.

Line	Code	REVENUES Item	Prior Year Budget	Proposed Budget		Line	Code	REVENUES Item	Prior Year Budget	Proposed Budget	
				Line Amounts	Totals					Line Amounts	Totals
1	320000	Estimated Fund Balance, July 1		*****		40	429000	Other County			
2						41	420000	TOTAL COUNTY	0.00	*****	0.00
3	411100	Taxes - General M & O				42					
4	411200	Taxes - Supplemental				43	431100	Base Support Program			
5	411300	Taxes - Emergency				44	431200	Transportation Support			
6	411400	Taxes - Tort				45	431400	Exceptional Child/SED Support			
7	411500	Taxes - Cooperative				46	431500	Border Tuition Support			
8	411600	Taxes - Tuition				47	431600	Tuition Equivalency			
9	411700	Taxes - Migrant				48	431800	Benefit Apportionment			
10	411900	Taxes - Other				49	431900	Other State Support		882,210.00	
11	412100	Taxes - Plant Facility				50	432100	Driver Education Program			
12	412500	Taxes - Bond & Interest				51	432400	Professional Technical Program			
13		TOTAL TAXES	0.00	*****	0.00	52	437000	Lottery/Additional State Maintenance			
14	413000	Penalty: Delinquent Taxes				53	438000	Revenue in Lieu of Tax Replacement			
15						54	439000	Other State Revenue			
16	414100	Tuition From Individuals				55	430000	TOTAL STATE	0.00	*****	882,210.00
17	414200	Tuition From Districts in Idaho				56					
18	414300	Tuition From Out of State Districts				57					
19						58	442000	Indirect Unrestricted Federal			
20	415000	Earnings on Investments				59	443000	Direct Restricted Federal			
21						60	445100	Title I - ESEA			
22	416100	School Food Service				61	445300	Perkins V - CTE			
23	416200	Meal Sales: Non-reimbur.				62	445400	Adult Education			
24	416900	Other Food Sales				63	445500	Child Nutrition Reimbursement			
25						64	445600	IDEA Part B (School Age & Preschool)			
26	417100	Admissions/Activities				65	445900	Other Indirect Federal Programs			
27	417200	Bookstore Sales				66	448200	Impact Aid - P.L. 874			
28	417300	Clubs, Org. Dues, Etc.				67	440000	TOTAL FEDERAL	0.00	*****	0.00
29	417400	School Fees & Charges				68					
30	417900	Other Student Revenues				69	451000	Proceeds: Bonds, Principal, Loan, et al			
31						70	453000	Proceeds: Disposal of Real or Personal Property or Capital Lease Proceeds			
32	418100	Community Service				71					
33						72	450000	TOTAL OTHER	0.00	*****	0.00
34	419100	Rentals				73					
35	419200	Contributions/Donations				74		TOTAL REVENUES	0.00	*****	882,210.00
36	419300	Transportation Fees				75					
37	419900	Other Local				76	460000	FUND TRANSFERS IN			0.00
38		TOTAL OTHER LOCAL	0.00	*****	0.00	77					
39	410000	TOTAL LOCAL (Line 13 + 38)	0.00	*****	0.00		400000	TOTAL BEG BALANCE + REVENUES + TRANSFERS (Lines 1 + 74 + 76)	\$0.00	*****	\$882,210.00

**BUDGET
EXPENDITURES**
July 1, 2024 - June 30, 2025

NOTE: Round each entry to the nearest dollar amount.

Line	Code	EXPENDITURES Functions/Programs	Prior Year Budget	Proposed Budget	100 Salaries	200 Benefits	300 Purchased Services	400 Supplies Materials	500 Capital Objects	600 Debt Retirement	700 Insurance- Judgment	800 Transfers
40	691	Other Support Services Program		\$0.00								
41												
42	600	TOTAL SUPPORT SERVICES	\$0.00	\$0.00	\$0.00	\$0.00	\$0.00	\$0.00	\$0.00	\$0.00	\$0.00	\$0.00
43												
44	710	Child Nutrition Program		0.00								
45	720	Community Services Program		0.00								
46	730	Enterprise Operations		0.00								
47	740	Student Activity Program		0.00								
48												
49	700	TOTAL NON-INSTRUCTION	\$0.00	\$0.00	\$0.00	\$0.00	\$0.00	\$0.00	\$0.00	\$0.00	\$0.00	\$0.00
50												
51	810	Capital Assets		0.00								
52	811	Capital Assets - NonStudent Occupied		0.00								
53												
54	800	TOTAL CAPITAL ASSET PROGRAMS	\$0.00	\$0.00	\$0.00	\$0.00	\$0.00	\$0.00	\$0.00	\$0.00	\$0.00	\$0.00
55												
56	911	Debt Services Program - Principal		882,210.00						882,210.00		
57	912	Debt Services Program - Interest										
58	913	Debt Services Program - Refunded Debt		0.00								
59	920	Fund Transfers Out		0.00								
60												
61	900	TOTAL OTHER SERVICES	\$0.00	\$882,210.00	\$0.00	\$0.00	\$0.00	\$0.00	\$0.00	\$882,210.00	\$0.00	\$0.00
62												
63		TOTAL EXPENDITURES										
64		(Lines 14+42+49+54+61)	\$0.00	\$882,210.00	\$0.00	\$0.00	\$0.00	\$0.00	\$0.00	\$882,210.00	\$0.00	\$0.00
65												
66												
67												
68												
69												
70												
71												
72												
73		BUDGET SUMMARY										
74												
75		Beginning Fund Balance	0.00	0.00								
76		Revenues + Transfers In	0.00	882,210.00								
77		TOTAL REVENUE (lines 75 + 76)	0.00	882,210.00								
78												
79		Total Expenditures (line 64)	0.00	882,210.00								
80		Unappropriated Balance	0.00	0.00								
81		TOTAL EXPD. + UNAPPR. BAL. (lines 78 + 79)	\$0.00	\$882,210.00								

BUDGET SUMMARY:

The total on line 77 must equal the total on line 81.

**BUDGET
REVENUES**
July 1, 2024 - June 30, 2025

NOTE: Round each entry to the nearest dollar amount.

Line	Code	REVENUES Item	Prior Year Budget	Proposed Budget		Line	Code	REVENUES Item	Prior Year Budget	Proposed Budget	
				Line Amounts	Totals					Line Amounts	Totals
1	320000	Estimated Fund Balance, July 1		*****		40	429000	Other County			
2						41	420000	TOTAL COUNTY	0.00	*****	0.00
3	411100	Taxes - General M & O				42					
4	411200	Taxes - Supplemental				43	431100	Base Support Program			
5	411300	Taxes - Emergency				44	431200	Transportation Support			
6	411400	Taxes - Tort				45	431400	Exceptional Child/SED Support			
7	411500	Taxes - Cooperative				46	431500	Border Tuition Support			
8	411600	Taxes - Tuition				47	431600	Tuition Equivalency			
9	411700	Taxes - Migrant				48	431800	Benefit Apportionment			
10	411900	Taxes - Other				49	431900	Other State Support		1,702,764.00	
11	412100	Taxes - Plant Facility				50	432100	Driver Education Program			
12	412500	Taxes - Bond & Interest				51	432400	Professional Technical Program			
13		TOTAL TAXES	0.00	*****	0.00	52	437000	Lottery/Additional State Maintenance			
14	413000	Penalty: Delinquent Taxes				53	438000	Revenue in Lieu of/Tax Replacement			
15						54	439000	Other State Revenue			
16	414100	Tuition From Individuals				55	430000	TOTAL STATE	0.00	*****	1,702,764.00
17	414200	Tuition From Districts in Idaho				56					
18	414300	Tuition From Out of State Districts				57					
19						58	442000	Indirect Unrestricted Federal			
20	415000	Earnings on Investments				59	443000	Direct Restricted Federal			
21						60	445100	Title I - ESEA			
22	416100	School Food Service				61	445300	Perkins V - CTE			
23	416200	Meal Sales: Non-reimbur.				62	445400	Adult Education			
24	416900	Other Food Sales				63	445500	Child Nutrition Reimbursement			
25						64	445600	IDEA Part B (School Age & Preschool)			
26	417100	Admissions/Activities				65	445900	Other Indirect Federal Programs			
27	417200	Bookstore Sales				66	448200	Impact Aid - P.L. 874			
28	417300	Clubs, Org. Dues, Etc.				67	440000	TOTAL FEDERAL	0.00	*****	0.00
29	417400	School Fees & Charges				68					
30	417900	Other Student Revenues				69	451000	Proceeds: Bonds, Principal, Loan, et al			
31						70	453000	Proceeds: Disposal of Real or Personal Property or Capital Lease Proceeds			
32	418100	Community Service				71					
33						72	450000	TOTAL OTHER	0.00	*****	0.00
34	419100	Rentals				73					
35	419200	Contributions/Donations				74		TOTAL REVENUES	0.00	*****	1,702,764.00
36	419300	Transportation Fees				75					
37	419900	Other Local				76	460000	FUND TRANSFERS IN			0.00
38		TOTAL OTHER LOCAL	0.00	*****	0.00	77					
39	410000	TOTAL LOCAL (Line 13 + 38)	0.00	*****	0.00		400000	TOTAL BEG BALANCE + REVENUES + TRANSFERS (Lines 1 + 74 + 76)	\$0.00	*****	#####

**BUDGET
EXPENDITURES**

July 1, 2024 - June 30, 2025

FUND NO: 436

NOTE: Round each entry to the nearest dollar amount.

Line	Code	EXPENDITURES Functions/Programs	Prior Year Budget	Proposed Budget	100 Salaries	200 Benefits	300 Purchased Services	400 Supplies Materials	500 Capital Objects	600 Debt Retirement	700 Insurance- Judgment	800 Transfers
1	512	Elementary School Program		\$0.00								
2	515	Secondary School Program		\$0.00								
3	517	Alternative School Program		\$0.00								
4	519	Vocational-Technical Program		\$0.00								
5	521	Special Education Program		\$0.00								
6	522	Special Education Preschool Program		\$0.00								
7	524	Gifted & Talented Program		\$0.00								
8	531	Interscholastic Program		\$0.00								
9	532	School Activity Program		\$0.00								
10	541	Summer School Program		\$0.00								
11	542	Adult School Program		\$0.00								
12	546	Detention Center Program		\$0.00								
13												
14	500	TOTAL INSTRUCTION	\$0.00	\$0.00	\$0.00	\$0.00	\$0.00	\$0.00	\$0.00	\$0.00	\$0.00	\$0.00
15												
16	611	Attendance-Guidance-Health Program		\$0.00								
17	616	Special Education Support Services Prog		\$0.00								
18												
19	621	Instruction Improvement Program		\$0.00								
20	622	Educational Media Program		\$0.00								
21	623	Instruction-Related Technology Program		\$0.00								
22	624	Books and Periodicals		\$0.00								
23	631	Board of Education Program		\$0.00								
24	632	District Administration Program		\$0.00								
25												
26	641	School Administration Program		\$0.00								
27												
28	651	Business Operation Program		\$0.00								
29	655	Central Service Program		\$0.00								
30	656	Administrative Technology Services Prog		\$0.00								
31	661	Buildings-Care Program (Custodial)		\$0.00								
32	663	Maintenance - Non Student Occupied		\$0.00								
33	664	Maintenance - Buildings and Equipment		\$1,702,764.00			#####					
34	665	Maintenance - Grounds		\$0.00								
35	667	Security Program		\$0.00								
36												
37	681	Pupil - To School Trans. Program		\$0.00								
38	682	Pupil - Activity Trans. Program		\$0.00								
39	683	General Transportation Program		\$0.00								

E:\Addition\PD\MSD Budget\FY2025 Budget\FY2025 Revenue & Expenditures-MSD134.stm\436 E1

Subtotal (carried over to page b)	0.00	1,702,764.00	0.00	0.00	#####	0.00	0.00	0.00	0.00	0.00
-----------------------------------	------	--------------	------	------	-------	------	------	------	------	------

**BUDGET
EXPENDITURES**
July 1, 2024 - June 30, 2025

NOTE: Round each entry to the nearest dollar amount.

Line	Code	EXPENDITURES Functions/Programs	Prior Year Budget	Proposed Budget	100 Salaries	200 Benefits	300 Purchased Services	400 Supplies Materials	500 Capital Objects	600 Debt Retirement	700 Insurance- Judgment	800 Transfers
40	691	Other Support Services Program		\$0.00								
41												
42	600	TOTAL SUPPORT SERVICES	\$0.00	\$1,702,764.00	\$0.00	\$0.00	\$1,702,764.00	\$0.00	\$0.00	\$0.00	\$0.00	\$0.00
43												
44	710	Child Nutrition Program		0.00								
45	720	Community Services Program		0.00								
46	730	Enterprise Operations		0.00								
47	740	Student Activity Program		0.00								
48												
49	700	TOTAL NON-INSTRUCTION	\$0.00	\$0.00	\$0.00	\$0.00	\$0.00	\$0.00	\$0.00	\$0.00	\$0.00	\$0.00
50												
51	810	Capital Assets		0.00								
52	811	Capital Assets - NonStudent Occupied		0.00								
53												
54	800	TOTAL CAPITAL ASSET PROGRAMS	\$0.00	\$0.00	\$0.00	\$0.00	\$0.00	\$0.00	\$0.00	\$0.00	\$0.00	\$0.00
55												
56	911	Debt Services Program - Principal		0.00								
57	912	Debt Services Program - Interest										
58	913	Debt Services Program - Refunded Debt		0.00								
59	920	Fund Transfers Out		0.00								
60												
61	900	TOTAL OTHER SERVICES	\$0.00	\$0.00	\$0.00	\$0.00	\$0.00	\$0.00	\$0.00	\$0.00	\$0.00	\$0.00
62												
63		TOTAL EXPENDITURES										
64		(Lines 14+42+49+54+61)	\$0.00	\$1,702,764.00	\$0.00	\$0.00	\$1,702,764.00	\$0.00	\$0.00	\$0.00	\$0.00	\$0.00
65												
66												
67												
68												
69												
70												
71												
72												
73		BUDGET SUMMARY										
74												
75		Beginning Fund Balance	0.00	0.00								
76		Revenues + Transfers In	0.00	1,702,764.00								
77		TOTAL REVENUE (lines 75 + 76)	0.00	1,702,764.00								
78												
79		Total Expenditures (line 64)	0.00	1,702,764.00								
80		Unappropriated Balance	0.00	0.00								
81		TOTAL EXPD. + UNAPPR. BAL. (lines 78 + 79)	\$0.00	\$1,702,764.00								

BUDGET SUMMARY:

The total on line 77 must equal the total on line 81.