

LAGUNA BLANCA

HOW TO SYNC LAGUNA BLANCA SCHOOL EVENTS TO GOOGLE CALENDAR ON DESKTOP / LAPTOP

Follow the steps below to add a Laguna Blanca calendar (School or Athletics) to your personal Google Calendar.

FIND THE CALENDAR LINK

Go to our home, lagunablanca.org.

Navigate to the **Calendar** page located at the top of our home page.

LAGUNA
BLANCA



@ EN ↕ 🔍 MENU

GET READY TO THRIVE

Inquire
Apply
Give

Select the calendar you would like to subscribe to (for example, **School Calendar** or **Athletics Calendar**).

On the calendar page, locate the **RSS button** on the right-hand side, above the calendar. Click the RSS button.

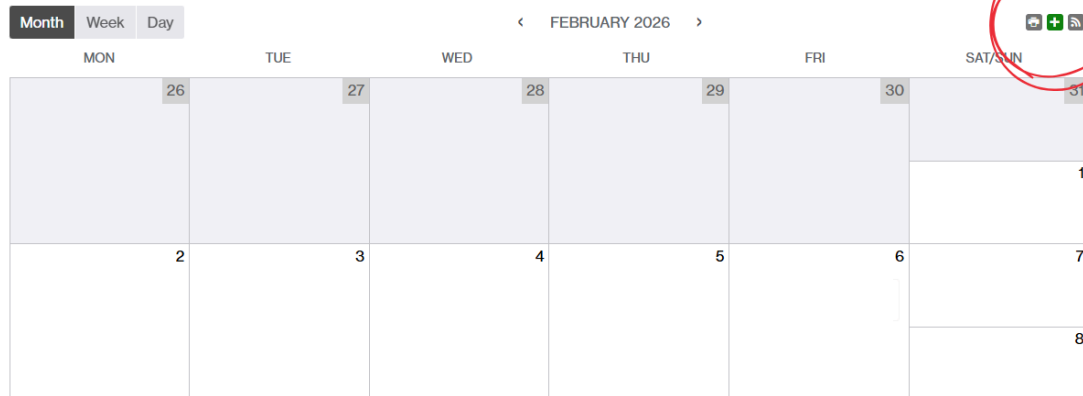
SCHOOL CALENDAR



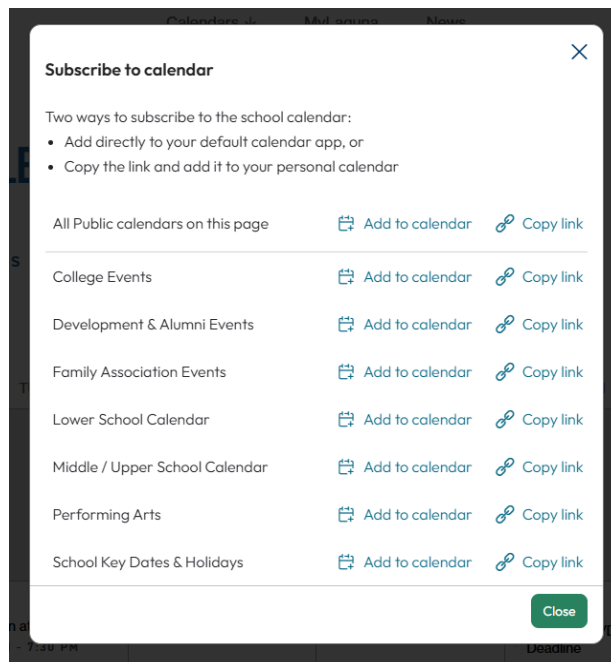
RSS Icon

[2025-26 HOLIDAYS & KEY DATES ↗](#)

[ATHLETICS CALENDAR ↗](#)



A pop-up window will appear listing all available calendars (both full calendars and specific sub-calendars).

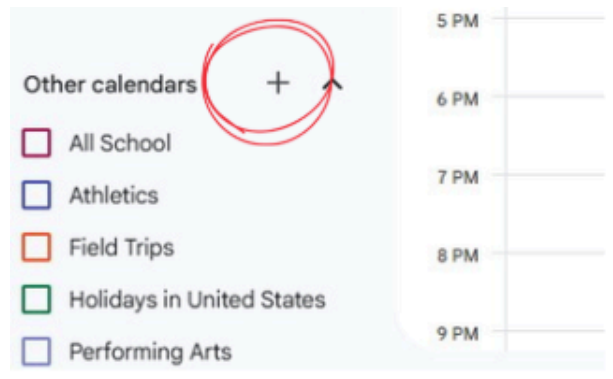


Find the calendar you wish to subscribe to and click **Copy Link**.

ADD THE CALENDAR TO GOOGLE CALENDAR

Open calendar.google.com in your web browser

On the left-hand side, locate **Other Calendars**.



Click the **+** (plus) sign next to “Other Calendars.”

Select **From URL** from the dropdown menu

Paste the calendar link you copied from the Laguna website into the URL field

Click the blue **Add Calendar** Button → All Done!