

LAGUNA BLANCA

HOW TO SYNC LAGUNA BLANCA SCHOOL EVENTS TO IPHONE

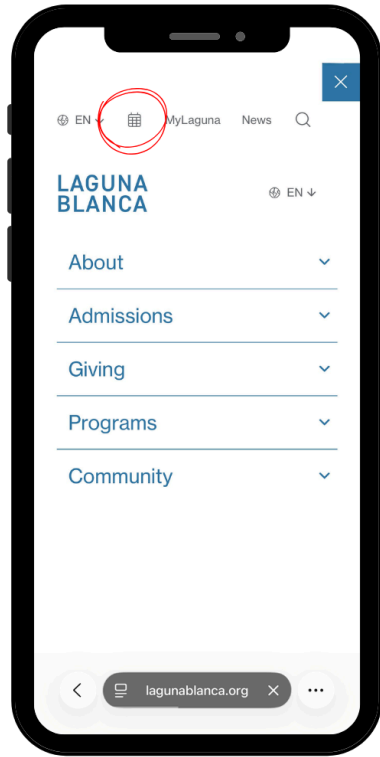
Follow the steps below to add a Laguna Blanca calendar (School or Athletics) to your personal calendar via iPhone or Android.

STEP ONE: FIND THE CALENDAR LINK

Go to our home, lagunablanca.org.

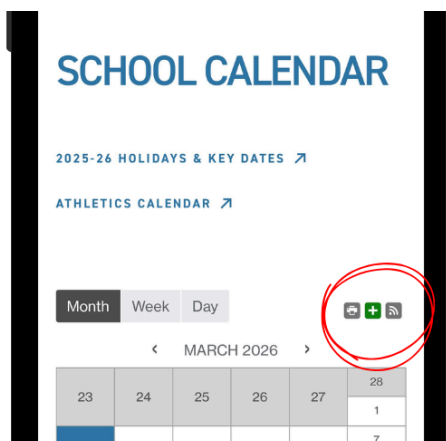


Navigate to the **Calendar** page located in the top of our navigation menu.



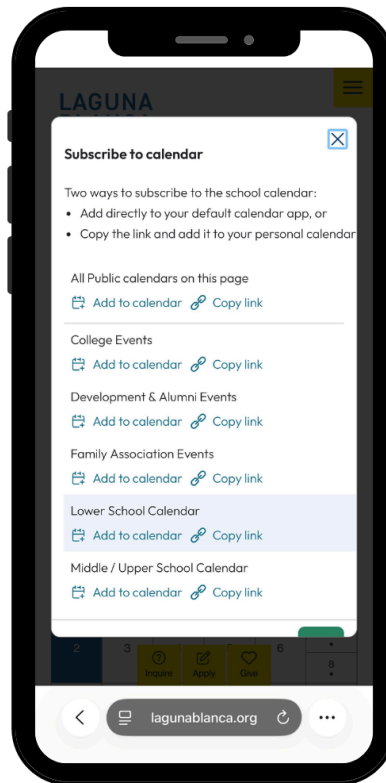
Select the calendar you would like to subscribe to (for example, **School Calendar** or **Athletics Calendar**).

On the calendar page, locate the **RSS button** on the right-hand side, above the calendar. Click the RSS button.



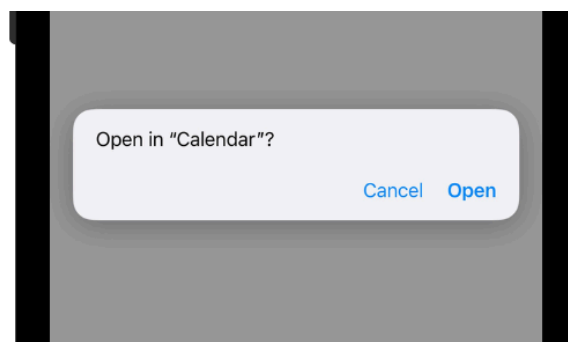
RSS Icon

A pop-up window will appear listing all available calendars (both full calendars and specific sub-calendars).



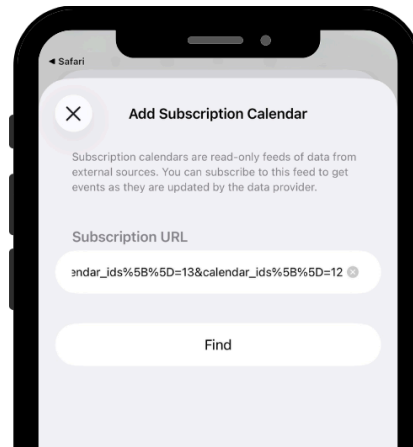
Find the calendar you wish to subscribe to and click **Add to Calendar**.

A system message will appear. Select **Open**.

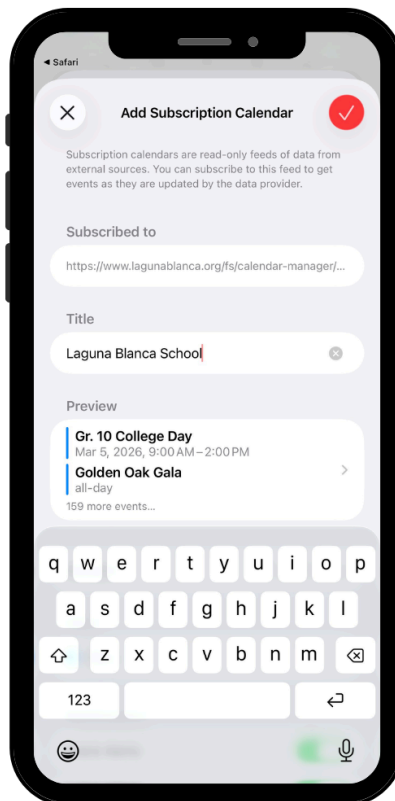


Your browser will automatically open the **Apple Calendar (iCal)** app.

A subscription window will appear showing the calendar link. Select **Find**.



Next, your screen will prompt you to **Add Subscription Calendar**. Before clicking subscribe, be sure to update the calendar title to *Laguna Blanca School*.



Click the **Red Check Mark** located in the upper left-hand corner.

You're all set! The calendar will now automatically update in your Apple Calendar app.