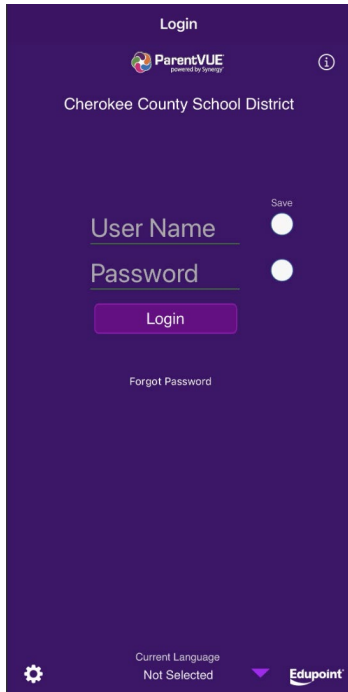



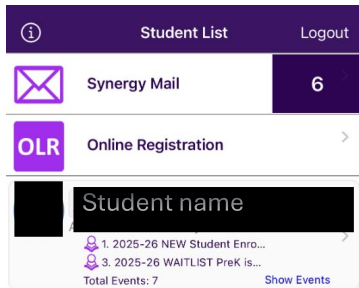


# Viewing Course Requests in ParentVUE on Mobile Device

1. Log in to the ParentVUE app. You may access here: [ParentVUE](#)

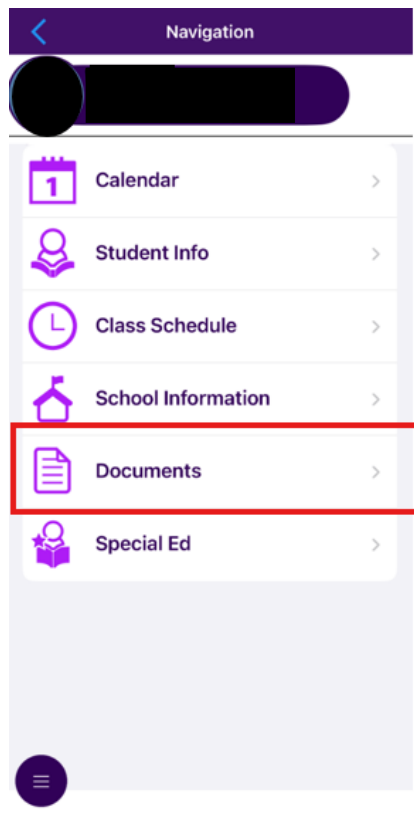


2. Select the desired student.





3. Select “Documents.”



4. Click document name “26-27 Preliminary Course Requests”

**If you need assistance with logging in, creating an account, or a password reset, please reach out to our Registrar, Erica Snider, via email at [erica.snider@cherokeek12.net](mailto:erica.snider@cherokeek12.net) with the following:**

1. Parent/Guardian Name
2. Parent/Guardian Email
3. Student Name(s)

**Through ParentVue you can also:**

- Update contacts and address information
- Access final schedule when released via CCSD in July
- View student documents (ex: transcript)

