

IMS' GUIDE TO OUT OF DISTRICT CREDITS



Step 1: Consider whether OOD is right for you.


1

- Out of District Credits (OOD's) may not provide you with the experience and rigor of an LWSD class or prepare you for advanced classes.
- Only Math and World Language classes can be accepted. Algebra 2 is only allowed after 2nd semester of 8th grade.
- OOD's can be taken for acceleration purposes only in middle school.
- Eastlake will accept 7 OOD credits total. OOD's will not count toward your high school GPA.
- For math classes, think about how it will fit into your math pathway.

Step 2: Find a class

2

Find a class from the Approved List of Outside Providers.



Step 3: Do your Homework

3



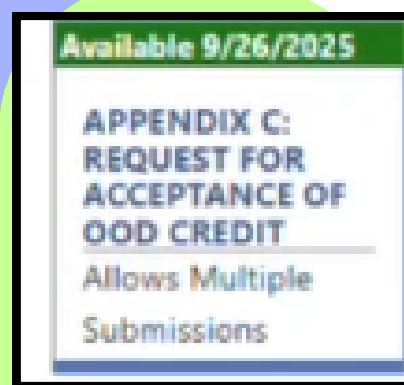
- Research programs with your family and review the class syllabus so you know the time commitment needed and cost of class.
- Review the District's Guidance on OOD Credits



Step 4: Fill out the Appendix C Form On Skyward for Approval

4


Find the tab labeled "Appendix C on Skyward. Follow the directions listed under step 3: Tutorial for Skyward App C



Step 5: Let your school counselor know

5

Make an appointment with your school counselor. Wait to begin the class until after your counselor approves your Appendix C in Skyward.



Allow two weeks for approval of Appendix C from counselors. Classes taken after June of 8th grade will be approved by your high school counselor. Remember to submit your transcript to amurphy@lwsd.org after completion of the class!