

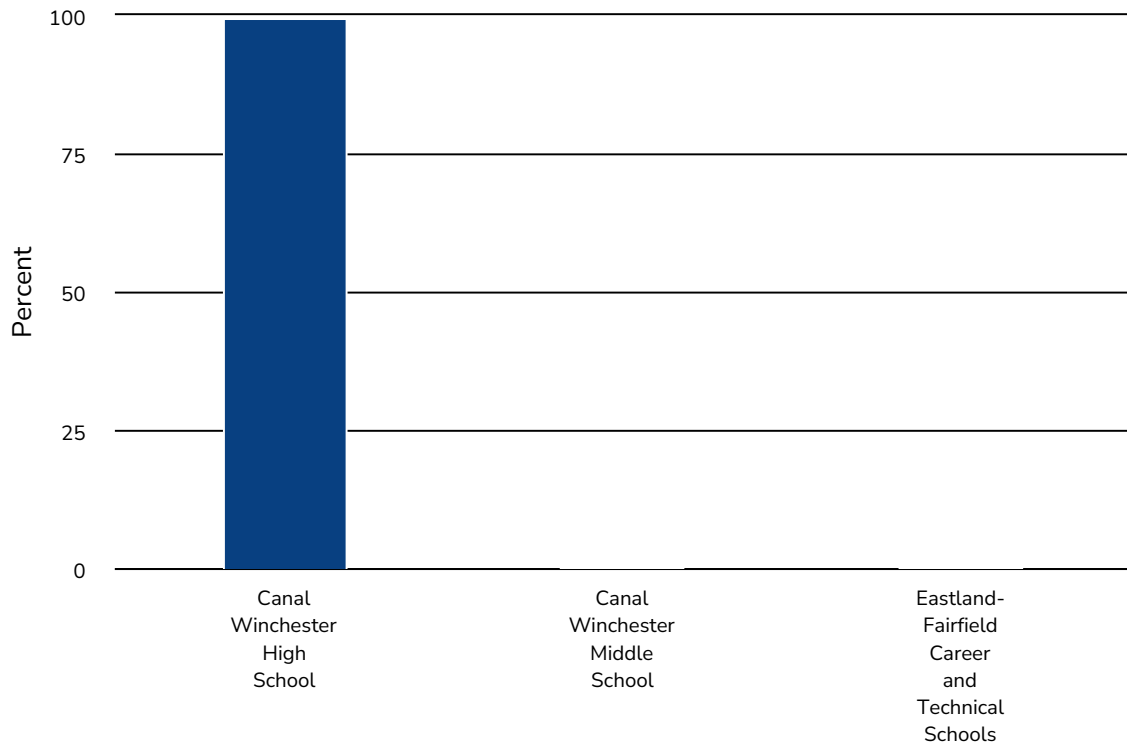
Report for Your Schools, Your Voice: 2025 Canal Winchester Schools Student Survey

Response Counts



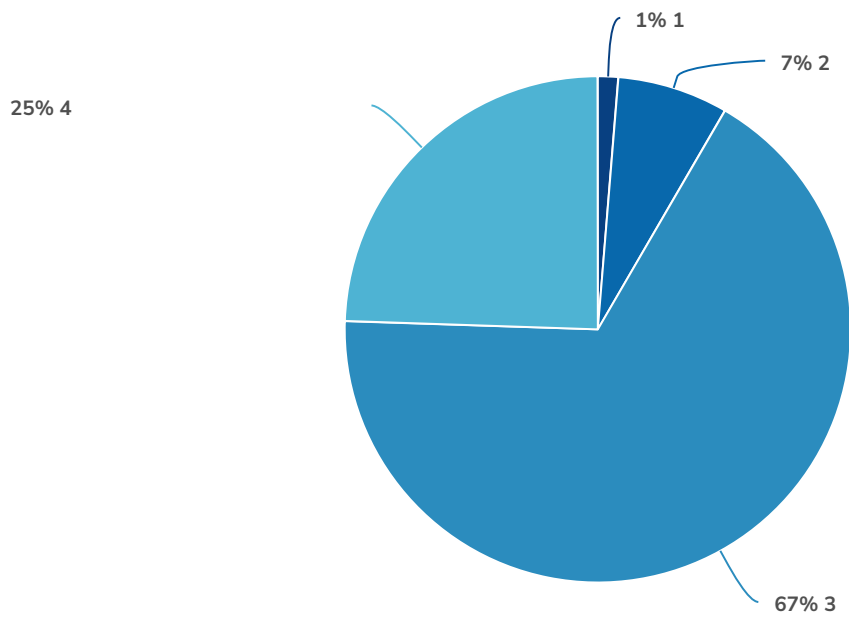
Totals: 1,087

1. Which building(s) do you currently attend?



Value	Percent	Responses
Canal Winchester High School	99.8%	1,082
Canal Winchester Middle School	0.3%	3
Eastland-Fairfield Career and Technical Schools	0.4%	4

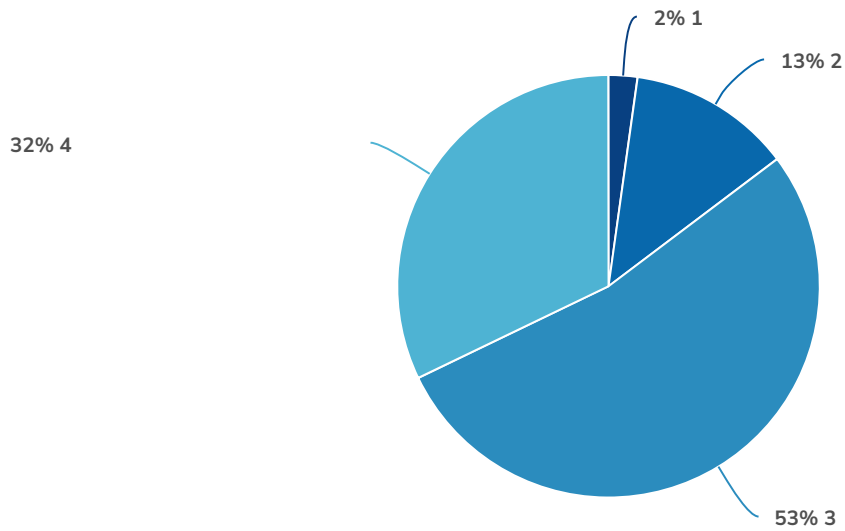
2. On a scale of 1 (poor) to 4 (exceptional), how would you rate teaching and learning at Canal Winchester Schools right now?



Value	Percent	Responses
1	1.3%	13
2	7.1%	73
3	67.2%	689
4	24.5%	251

Totals: 1,026

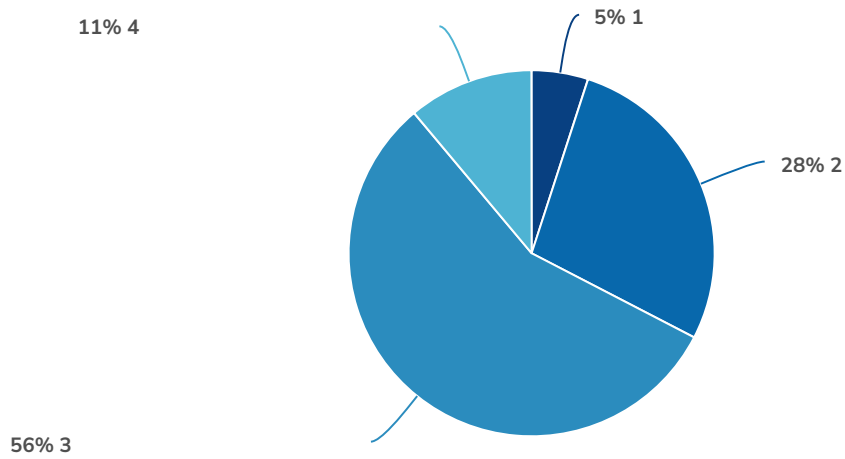
3. On a scale of 1 (very unsatisfied) to 4 (very satisfied), how satisfied are you with the variety of courses and extracurriculars offered?



Value	Percent	Responses
1	2.2%	23
2	12.5%	129
3	53.1%	546
4	32.1%	330

Totals: 1,028

4. On a scale of 1 (very unengaged) to 4 (very engaged), how engaged do you think students are in their learning at CW Schools?



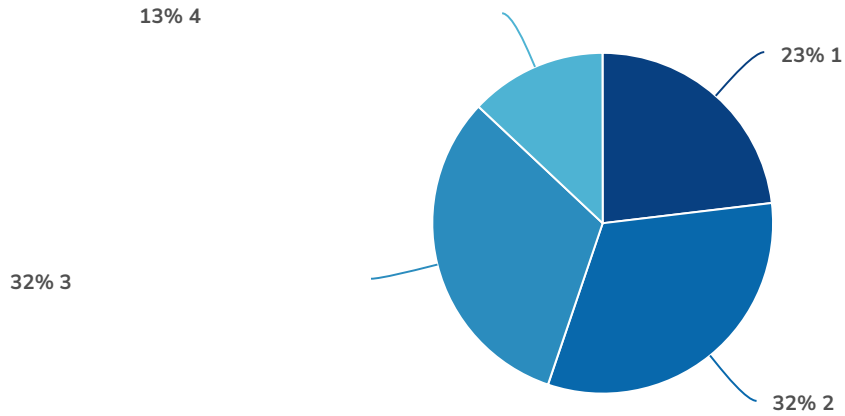
Value	Percent	Responses
1	5.0%	51
2	27.6%	282
3	56.3%	576
4	11.1%	114

Totals: 1,023

5. In the section below, please rate each of the following statements:

	Strongly Disagree	Disagree	Agree	Strongly Agree	Responses
Learning opportunities at school are engaging.	31	127	739	138	1,035
Count	3.0%	12.3%	71.4%	13.3%	
Row %					
Totals					
Total Responses					1035

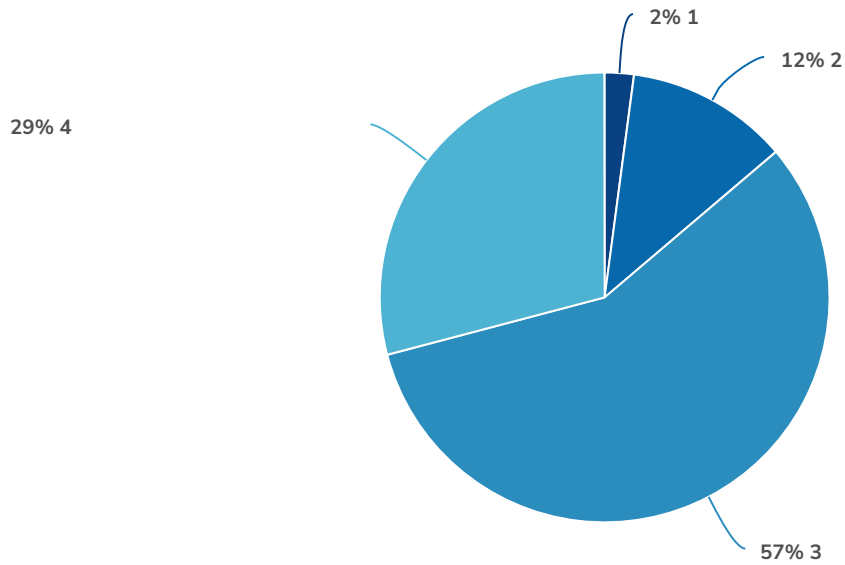
6. On a scale of 1 (very unfamiliar) to 4 (very familiar), how familiar are you with the district's School Resource Officer program?



Value	Percent	Responses
1	23.1% 	237
2	32.1% 	330
3	31.8% 	327
4	13.0% 	133

Totals: 1,027

7. On a scale of 1 (poor) to 4 (exceptional), how would you rate safety at Canal Winchester Schools right now?



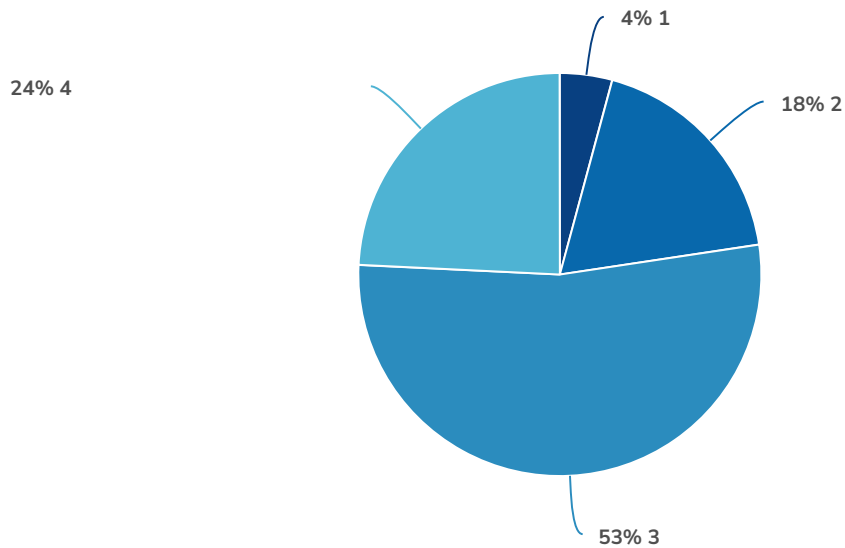
Value	Percent	Responses
1	2.1%	21
2	11.7%	120
3	57.1%	584
4	29.1%	298

Totals: 1,023

8. In the section below, please rate each of the following statements:

	Strongly Disagree	Disagree	Agree	Strongly Agree	Responses
I feel safe when I am at school. Count Row %	25 2.4%	83 8.1%	695 67.7%	224 21.8%	1,027
I understand what is expected of me at school. Count Row %	13 1.3%	28 2.7%	561 54.7%	423 41.3%	1,025
I understand the consequences of breaking school rules. Count Row %	15 1.5%	33 3.2%	534 52.0%	444 43.3%	1,026
Totals Total Responses					1027

9. On a scale of 1 (poor) to 4 (exceptional), how would you rate school culture at Canal Winchester Schools right now?



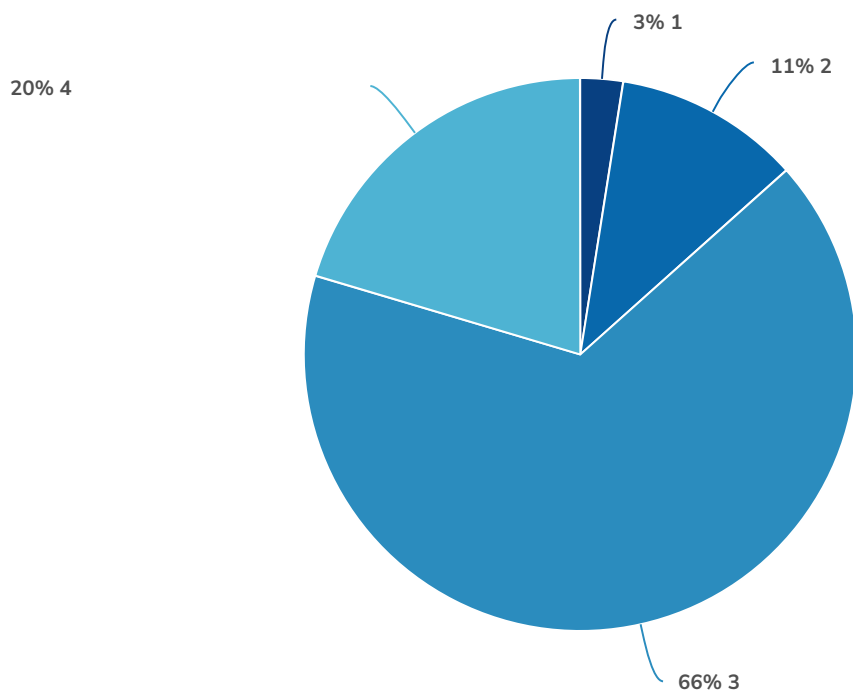
Value	Percent	Responses
1	4.2%	42
2	18.4%	182
3	53.1%	526
4	24.2%	240

Totals: 990

10. In the section below, please rate each of the following statements:

	Strongly Disagree	Disagree	Agree	Strongly Agree	Responses
I belong at my school. Count Row %	27 2.6%	118 11.5%	642 62.8%	235 23.0%	1,022
I am treated fairly at school. Count Row %	23 2.3%	94 9.2%	662 64.8%	243 23.8%	1,022
There is an adult I trust at school that I could talk to about any problems I am having. Count Row %	57 5.6%	136 13.3%	519 50.8%	310 30.3%	1,022
Totals Total Responses					1022

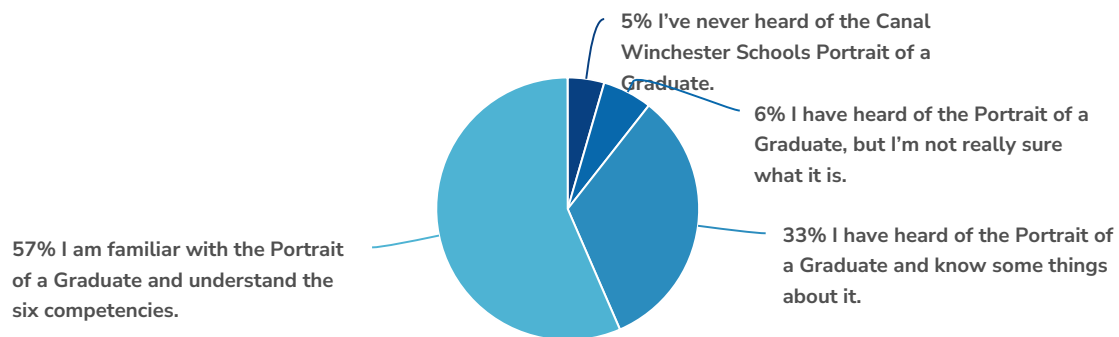
11. On a scale of 1 (very inefficient) to 4 (very efficient), how would you rate the operations of Canal Winchester Schools right now?



Value	Percent	Responses
1	2.5%	25
2	10.9%	110
3	66.2%	671
4	20.4%	207

Totals: 1,013

12. Do you know about the Canal Winchester Schools Portrait of a Graduate?



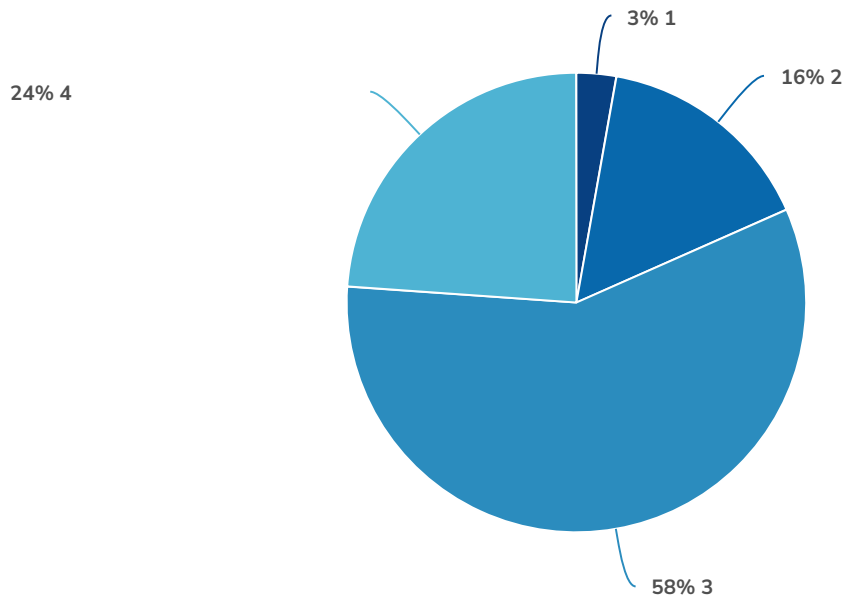
Value	Percent	Responses
I've never heard of the Canal Winchester Schools Portrait of a Graduate.	4.5% 	38
I have heard of the Portrait of a Graduate, but I'm not really sure what it is.	6.1% 	52
I have heard of the Portrait of a Graduate and know some things about it.	32.9% 	280
I am familiar with the Portrait of a Graduate and understand the six competencies.	56.5% 	480

Totals: 850

13. In the section below, please rate how important you think each of the six competencies is to a student's future success.

	Very Unimportant	Unimportant	Important	Very Important	Responses
Respectful Citizens Count Row %	26 2.6%	14 1.4%	429 42.2%	547 53.8%	1,016
Problem Solvers Count Row %	16 1.6%	24 2.4%	483 47.5%	493 48.5%	1,016
Self-Aware Individuals Count Row %	17 1.7%	17 1.7%	420 41.3%	562 55.3%	1,016
Responsible Learners Count Row %	17 1.7%	27 2.7%	475 46.8%	497 48.9%	1,016
Collaborators Count Row %	19 1.9%	55 5.4%	502 49.4%	440 43.3%	1,016
Communicators Count Row %	19 1.9%	23 2.3%	440 43.3%	534 52.6%	1,016
Totals Total Responses					1016

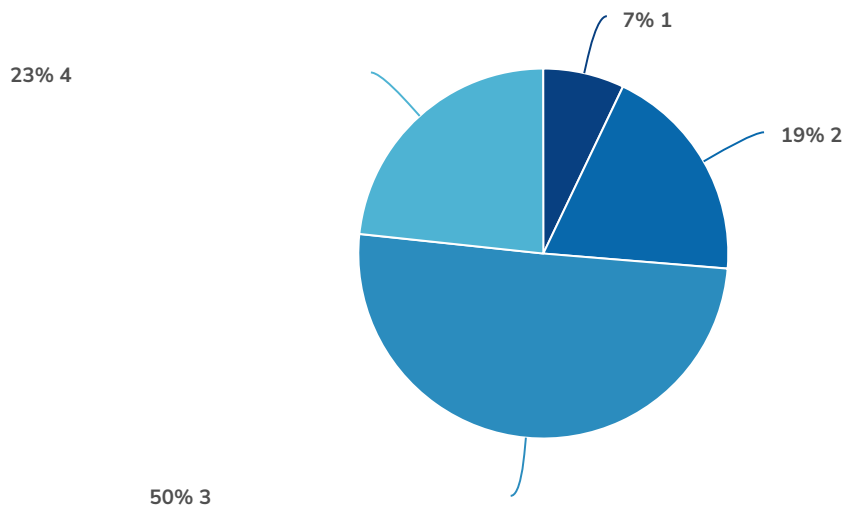
14. On a scale of 1 (poor) to 4 (excellent), how would you rate the level of technology support provided by the technology department?



Value	Percent	Responses
1	2.8%	28
2	15.6%	157
3	57.8%	581
4	23.9%	240

Totals: 1,006

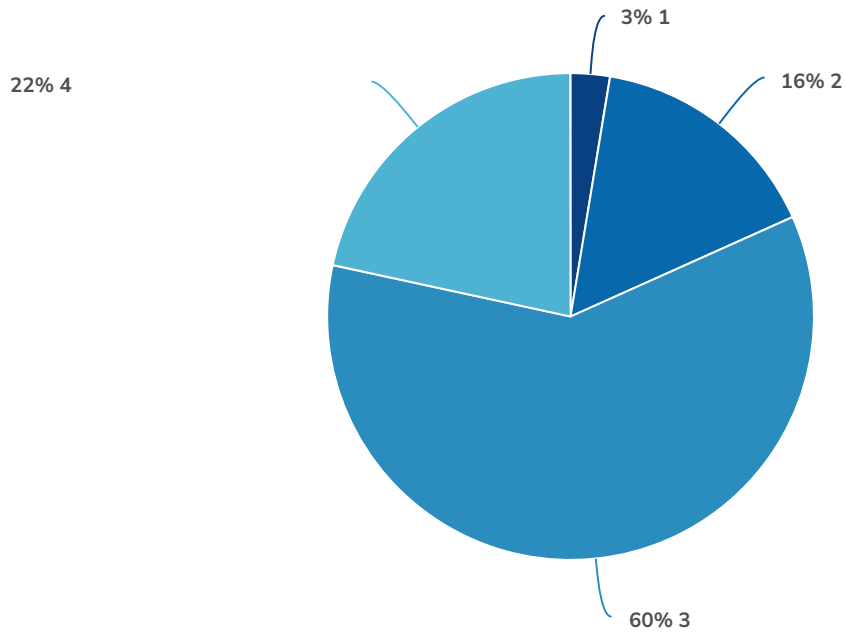
15. On a scale of 1 (very unlikely) to 4 (very likely), how like are you to recommend Canal Winchester Schools to a family member or friend?



Value	Percent	Responses
1	7.1%	71
2	19.2%	193
3	50.4%	508
4	23.3%	235

Totals: 1,007

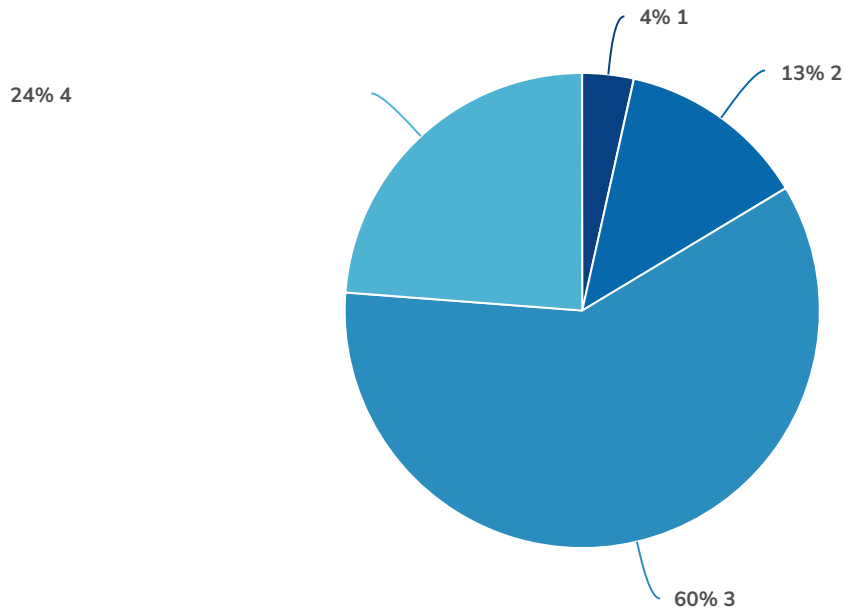
16. On a scale of 1 (poor) to 4 (excellent), how would you rate the reputation of Canal Winchester Schools?



Value	Percent	Responses
1	2.6%	26
2	15.7%	158
3	60.1%	605
4	21.6%	218

Totals: 1,007

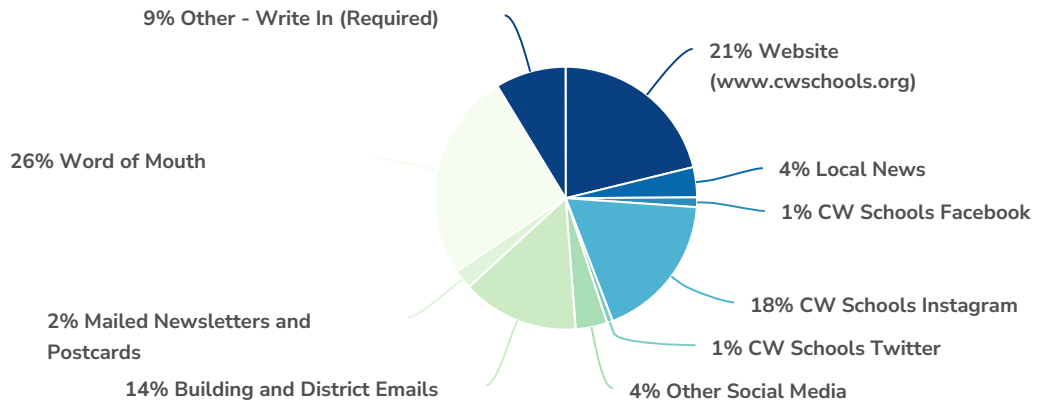
17. On a scale of 1 (poor) to 4 (excellent), how would you rate your experience with Canal Winchester Schools?



Value	Percent	Responses
1	3.5%	34
2	12.9%	127
3	59.9%	589
4	23.8%	234

Totals: 984

18. How do you primarily learn news about Canal Winchester Schools?



Value	Percent	Responses
Website (www.cwschools.org)	21.2%	213
Local News	3.7%	37
CW Schools Facebook	1.2%	12
CW Schools Instagram	18.1%	182
CW Schools Twitter	0.7%	7
Other Social Media	3.9%	39
Building and District Emails	14.4%	145
Mailed Newsletters and Postcards	2.4%	24
Word of Mouth	25.7%	259
Other - Write In (Required)	8.7%	88

Totals: 1,006