

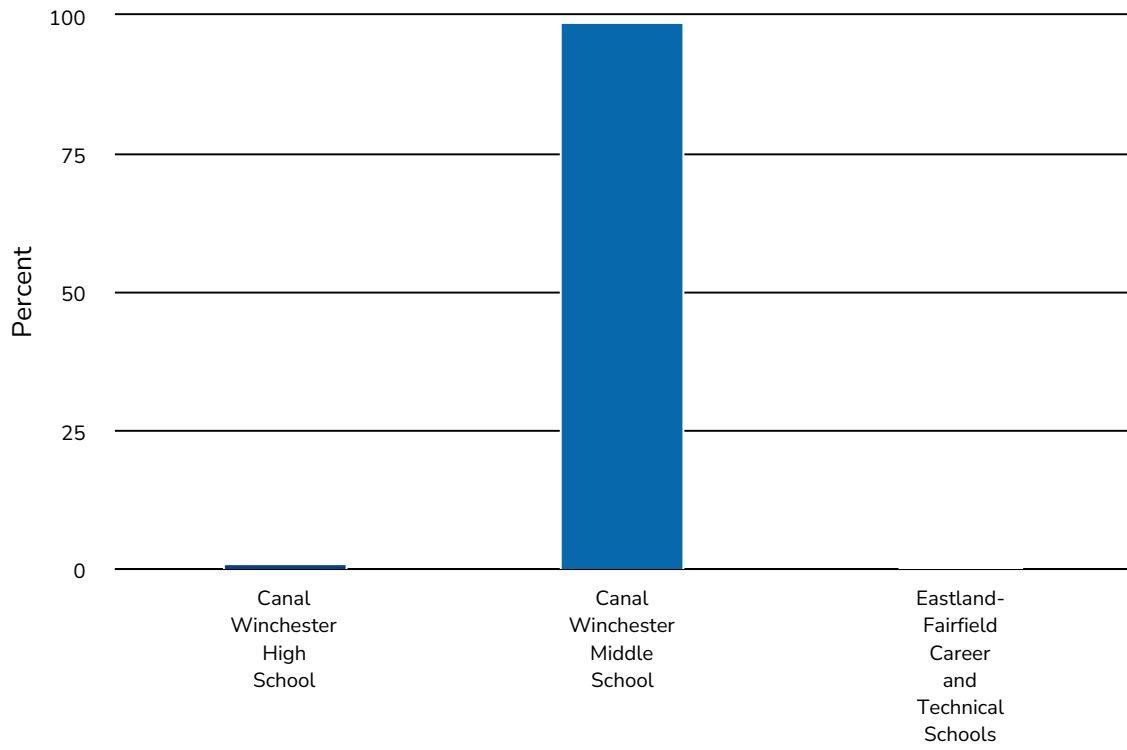
# Report for Your Schools, Your Voice: 2025 Canal Winchester Schools Middle School Student Survey

## Response Counts



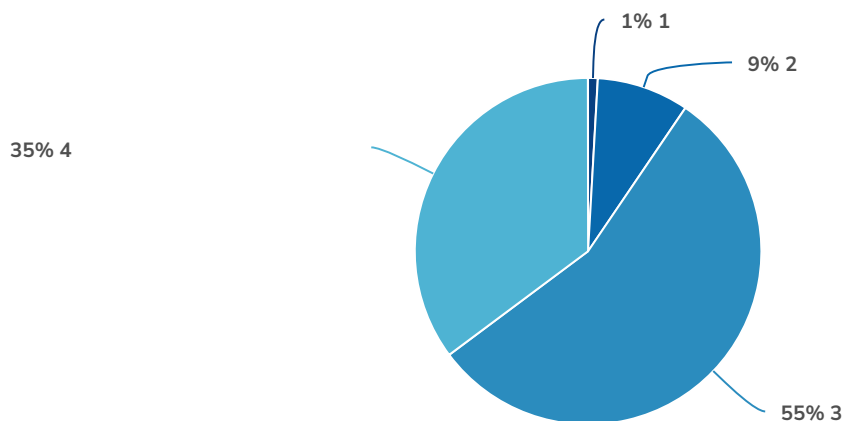
Totals: 602

# 1. Which building(s) do you currently attend?



| Value   | Percent | Responses |
|---|---------|-----------|
| Canal Winchester High School                    | 1.0%    | 6         |
| Canal Winchester Middle School                  | 98.8%   | 592       |
| Eastland-Fairfield Career and Technical Schools | 0.2%    | 1         |

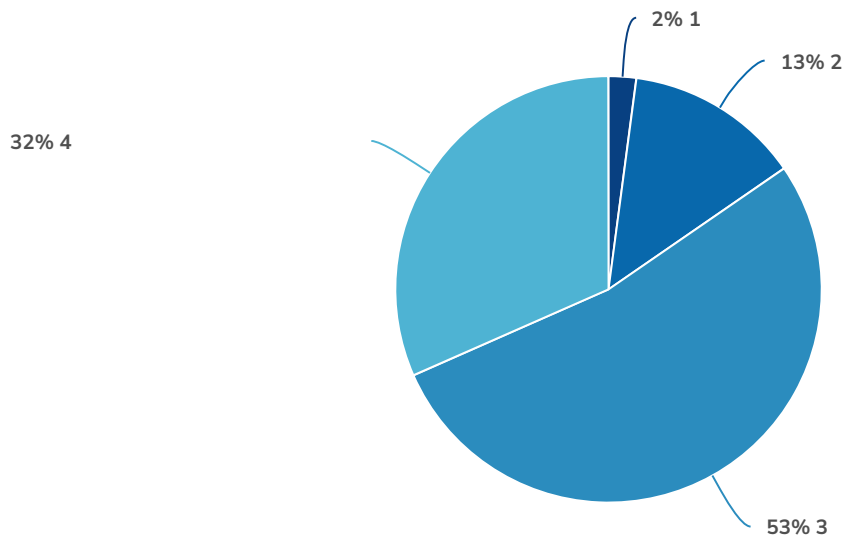
2. On a scale of 1 (poor) to 4 (exceptional), how would you rate teaching and learning at Canal Winchester Schools right now?



| Value | Percent | Responses |
|-------|---------|-----------|
| 1     | 0.9%    | 5         |
| 2     | 8.6%    | 46        |
| 3     | 55.3%   | 294       |
| 4     | 35.2%   | 187       |

Totals: 532

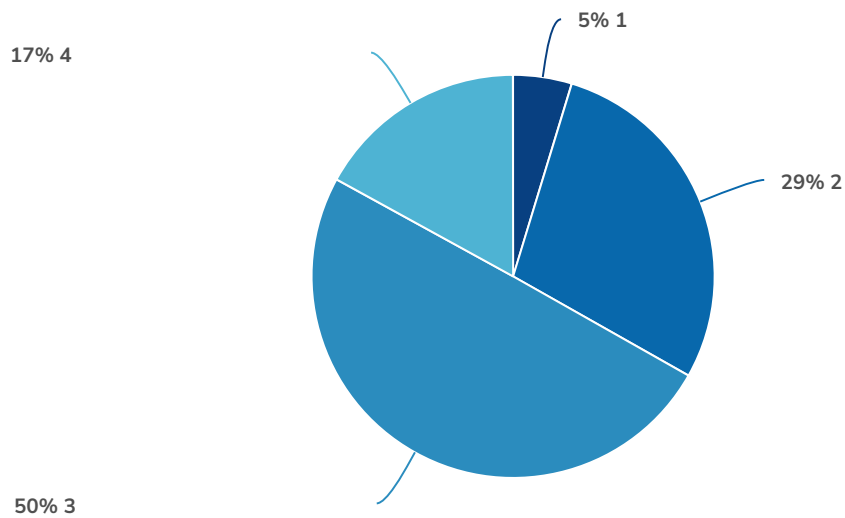
3. On a scale of 1 (very unsatisfied) to 4 (very satisfied), how satisfied are you with the variety of courses and extracurriculars offered?



| Value | Percent | Responses |
|-------|---------|-----------|
| 1     | 2.1%    | 11        |
| 2     | 13.3%   | 71        |
| 3     | 53.0%   | 282       |
| 4     | 31.6%   | 168       |

Totals: 532

4. On a scale of 1 (very unengaged) to 4 (very engaged), how engaged do you think students are in their learning at CW Schools?



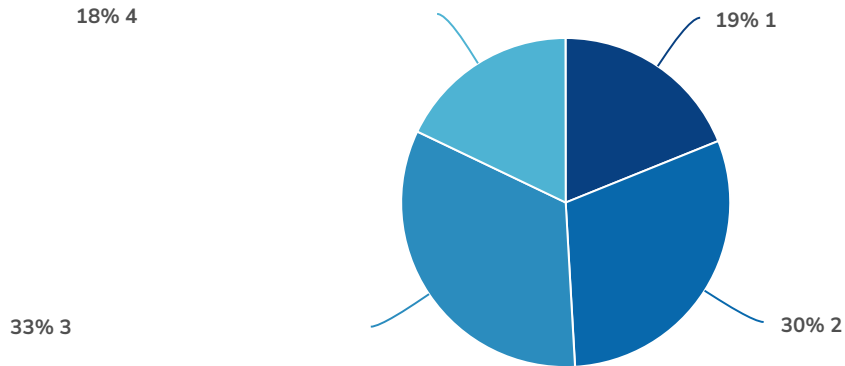
| Value | Percent | Responses |
|-------|---------|-----------|
| 1     | 4.7%    | 25        |
| 2     | 28.5%   | 151       |
| 3     | 49.8%   | 264       |
| 4     | 17.0%   | 90        |

Totals: 530

5. In the section below, please rate each of the following statements:

|  | <b>Strongly Disagree</b> | <b>Disagree</b> | <b>Agree</b> | <b>Strongly Agree</b> | <b>Responses</b> |
|--|--------------------------|-----------------|--------------|-----------------------|------------------|
| Learning opportunities at school are engaging. | 16                       | 62              | 361          | 95                    | 534              |
| Count  | 3.0%                     | 11.6%           | 67.6%        | 17.8%                 |                  |
| Row %  |                          |                 |              |                       |                  |
| <b>Totals</b>                                  |                          |                 |              |                       |                  |
| Total Responses                                |                          |                 |              |                       | 534              |


6. On a scale of 1 (very unfamiliar) to 4 (very familiar), how familiar are you with the district's School Resource Officer program?



| Value | Percent   | Responses |
|-------|-----------|-----------|
| 1     | 18.9%<br> | 100       |
| 2     | 30.2%<br> | 160       |
| 3     | 33.0%<br> | 175       |
| 4     | 17.9%<br> | 95        |

Totals: 530

7. On a scale of 1 (poor) to 4 (exceptional), how would you rate safety at Canal Winchester Schools right now?



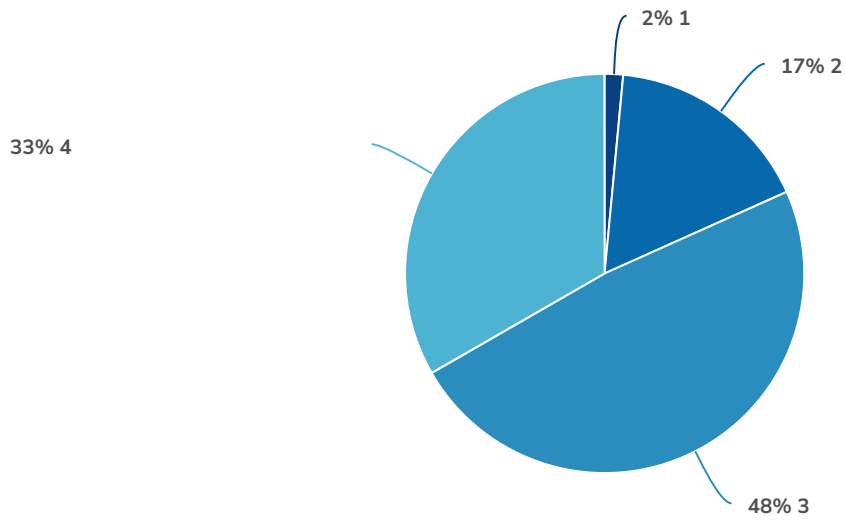
| Value | Percent | Responses |
|-------|---------|-----------|
| 1     | 1.7%    | 9         |
| 2     | 6.6%    | 35        |
| 3     | 46.3%   | 245       |
| 4     | 45.4%   | 240       |

Totals: 529

8. In the section below, please rate each of the following statements:

|  | <b>Strongly<br/>Disagree</b> | <b>Disagree</b> | <b>Agree</b> | <b>Strongly<br/>Agree</b> | <b>Responses</b> |
|--|------------------------------|-----------------|--------------|---------------------------|------------------|
| I feel safe when I am at school.<br>Count<br>Row %                           | 17<br>3.2%                   | 35<br>6.6%      | 311<br>58.7% | 167<br>31.5%              | 530              |
| I understand what is expected of<br>me at school.<br>Count<br>Row %          | 4<br>0.8%                    | 20<br>3.8%      | 240<br>45.4% | 265<br>50.1%              | 529              |
| I understand the consequences of<br>breaking school rules.<br>Count<br>Row % | 5<br>0.9%                    | 13<br>2.5%      | 205<br>38.8% | 306<br>57.8%              | 529              |
| <b>Totals</b><br>Total Responses   |                              |                 |              |                           | 530              |

9. On a scale of 1 (poor) to 4 (exceptional), how would you rate school culture at Canal Winchester Schools right now?



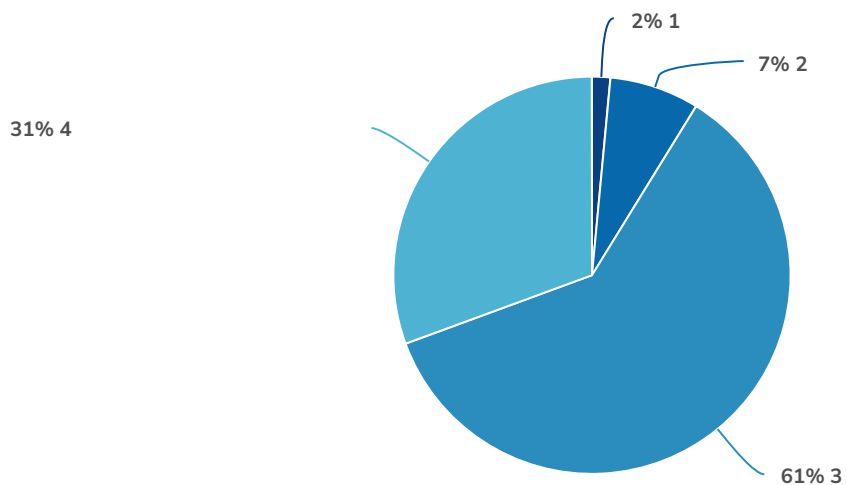
| Value | Percent | Responses |
|-------|---------|-----------|
| 1     | 1.5%    | 8         |
| 2     | 16.8%   | 87        |
| 3     | 48.4%   | 250       |
| 4     | 33.3%   | 172       |

Totals: 517

10. In the section below, please rate each of the following statements:

|  | <b>Strongly<br/>Disagree</b> | <b>Disagree</b> | <b>Agree</b> | <b>Strongly<br/>Agree</b> | <b>Responses</b> |
|--|------------------------------|-----------------|--------------|---------------------------|------------------|
| I belong at my school.<br>Count<br>Row %   | 19<br>3.6%                   | 37<br>7.0%      | 300<br>57.1% | 169<br>32.2%              | 525              |
| I am treated fairly at school.<br>Count<br>Row %   | 17<br>3.2%                   | 62<br>11.8%     | 310<br>59.0% | 136<br>25.9%              | 525              |
| There is an adult I trust at school that<br>I could talk to about any problems I<br>am having.<br>Count<br>Row % | 20<br>3.8%                   | 68<br>13.0%     | 208<br>39.7% | 228<br>43.5%              | 524              |
| <b>Totals</b><br>Total Responses   |                              |                 |              |                           | 525              |

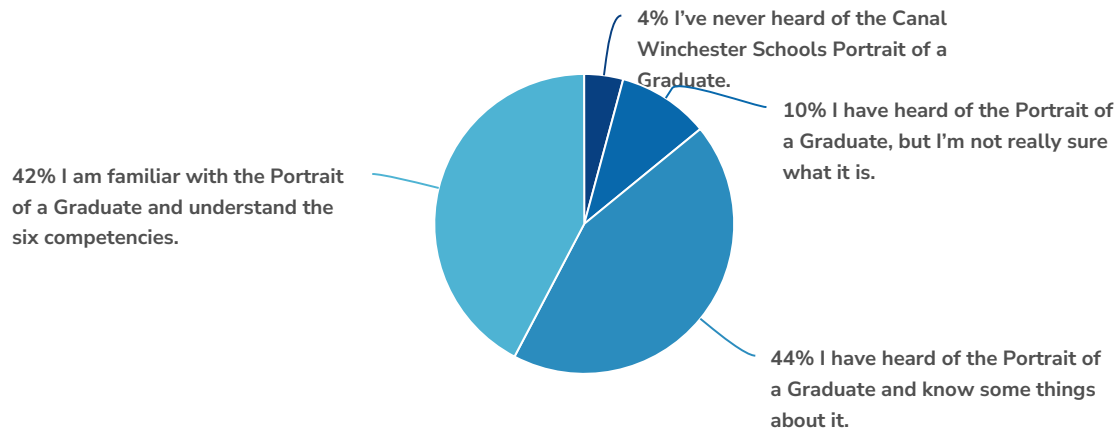
11. On a scale of 1 (very inefficient) to 4 (very efficient), how would you rate the operations of Canal Winchester Schools right now?



| Value | Percent | Responses |
|-------|---------|-----------|
| 1     | 1.5%    | 8         |
| 2     | 7.3%    | 38        |
| 3     | 60.6%   | 315       |
| 4     | 30.6%   | 159       |

Totals: 520

## 12. Do you know about the Canal Winchester Schools Portrait of a Graduate?



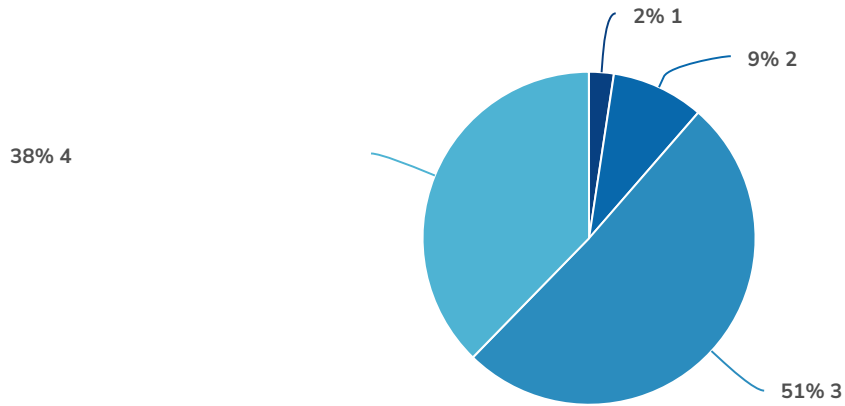
| Value  | Percent   | Responses |
|--|-----------|-----------|
| I've never heard of the Canal Winchester Schools Portrait of a Graduate.           | 4.2%<br>  | 20        |
| I have heard of the Portrait of a Graduate, but I'm not really sure what it is.    | 9.9%<br>  | 47        |
| I have heard of the Portrait of a Graduate and know some things about it.          | 43.6%<br> | 206       |
| I am familiar with the Portrait of a Graduate and understand the six competencies. | 42.3%<br> | 200       |

Totals: 473

13. In the section below, please rate how important you think each of the six competencies is to a student's future success.

|  | Very Unimportant | Unimportant | Important    | Very Important | Responses |
|--|------------------|-------------|--------------|----------------|-----------|
| Respectful Citizens<br>Count<br>Row %    | 6<br>1.2%        | 6<br>1.2%   | 195<br>37.7% | 310<br>60.0%   | 517       |
| Problem Solvers<br>Count<br>Row %        | 4<br>0.8%        | 13<br>2.5%  | 239<br>46.1% | 262<br>50.6%   | 518       |
| Self-Aware Individuals<br>Count<br>Row % | 2<br>0.4%        | 12<br>2.3%  | 215<br>41.6% | 288<br>55.7%   | 517       |
| Responsible Learners<br>Count<br>Row %   | 5<br>1.0%        | 18<br>3.5%  | 210<br>40.5% | 285<br>55.0%   | 518       |
| Collaborators<br>Count<br>Row %          | 5<br>1.0%        | 31<br>6.0%  | 240<br>46.3% | 242<br>46.7%   | 518       |
| Communicators<br>Count<br>Row %          | 6<br>1.2%        | 24<br>4.6%  | 185<br>35.8% | 302<br>58.4%   | 517       |
| Totals<br>Total Responses                |                  |             |              |                | 518       |

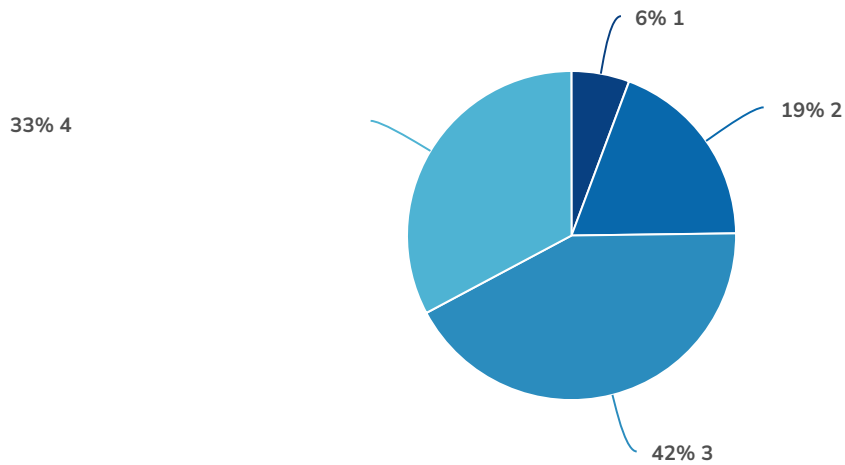
14. On a scale of 1 (poor) to 4 (excellent), how would you rate the level of technology support provided by the technology department?



| Value | Percent | Responses |
|-------|---------|-----------|
| 1     | 2.4%    | 12        |
| 2     | 9.0%    | 46        |
| 3     | 50.9%   | 259       |
| 4     | 37.7%   | 192       |

Totals: 509

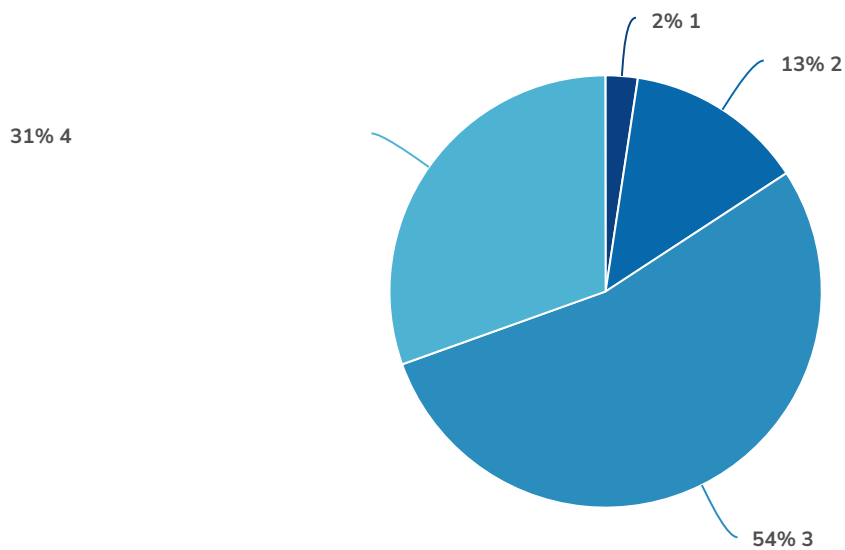
15. On a scale of 1 (very unlikely) to 4 (very likely), how like are you to recommend Canal Winchester Schools to a family member or friend?



| Value | Percent | Responses |
|-------|---------|-----------|
| 1     | 5.7%    | 29        |
| 2     | 19.1%   | 97        |
| 3     | 42.4%   | 216       |
| 4     | 32.8%   | 167       |

Totals: 509

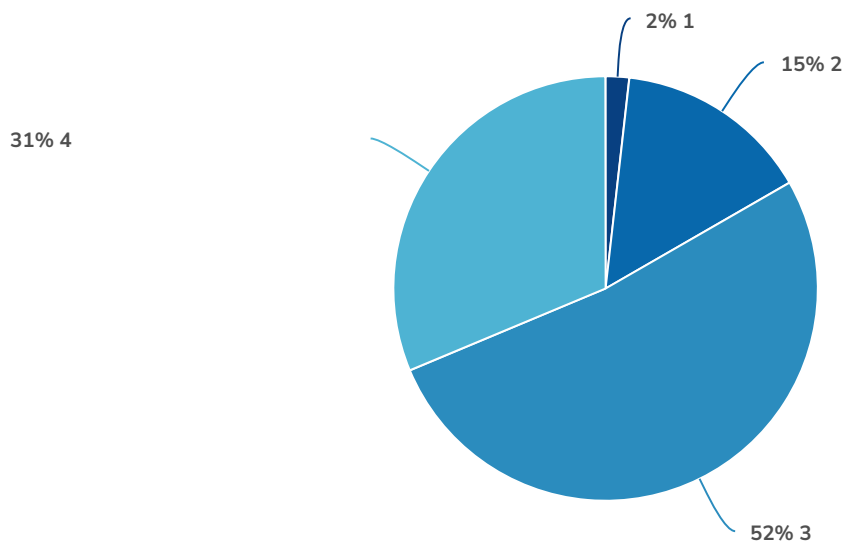
16. On a scale of 1 (poor) to 4 (excellent), how would you rate the reputation of Canal Winchester Schools?



| Value | Percent | Responses |
|-------|---------|-----------|
| 1     | 2.4%    | 12        |
| 2     | 13.4%   | 68        |
| 3     | 53.8%   | 274       |
| 4     | 30.5%   | 155       |

Totals: 509

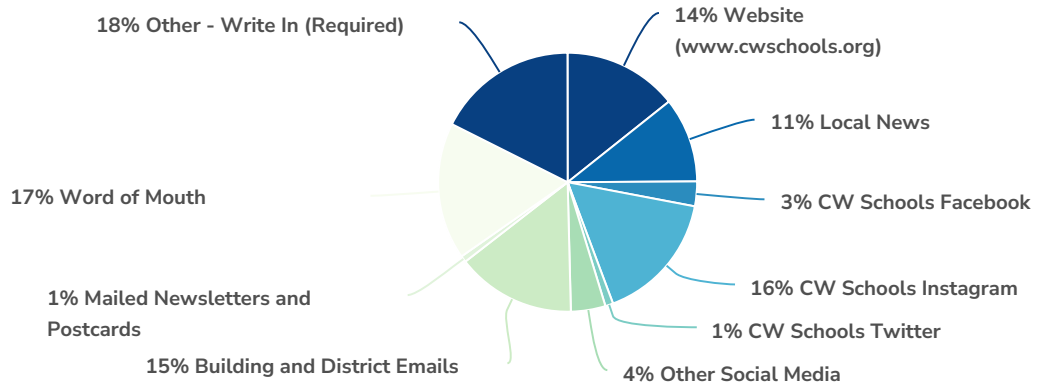
17. On a scale of 1 (poor) to 4 (excellent), how would you rate your experience with Canal Winchester Schools?



| Value | Percent | Responses |
|-------|---------|-----------|
| 1     | 1.8%    | 9         |
| 2     | 14.9%   | 75        |
| 3     | 52.0%   | 262       |
| 4     | 31.3%   | 158       |

Totals: 504

# 18. How do you primarily learn news about Canal Winchester Schools?



| Value                            | Percent | Responses |
|----------------------------------|---------|-----------|
| Website (www.cwschools.org)      | 14.3%   | 73        |
| Local News                       | 10.6%   | 54        |
| CW Schools Facebook              | 3.1%    | 16        |
| CW Schools Instagram             | 16.3%   | 83        |
| CW Schools Twitter               | 1.0%    | 5         |
| Other Social Media               | 4.3%    | 22        |
| Building and District Emails     | 14.9%   | 76        |
| Mailed Newsletters and Postcards | 0.8%    | 4         |
| Word of Mouth                    | 17.1%   | 87        |
| Other - Write In (Required)      | 17.6%   | 90        |

**Totals: 510**