

Report for Your Schools, Your Voice: 2025 Canal Winchester Schools Community Survey

Response Counts

Completion Rate:

87%



Complete



1,866

Partial

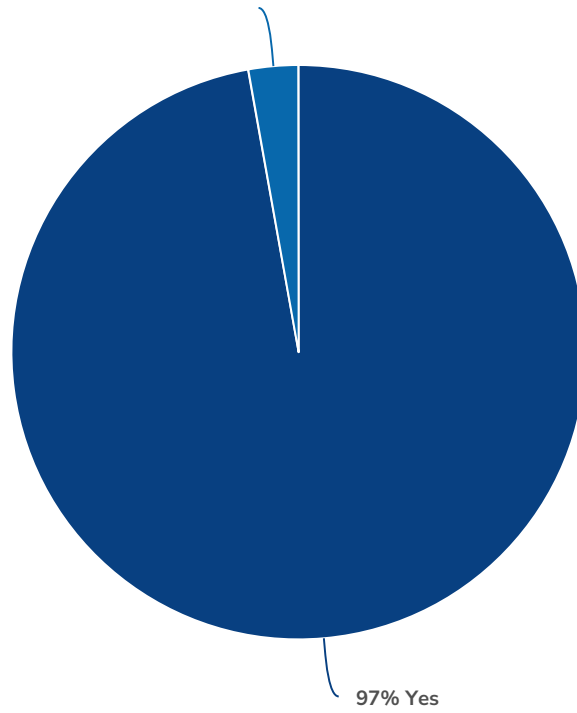


280

Totals: 2,146

1. Do you live in the Canal Winchester Local School District?

3% No



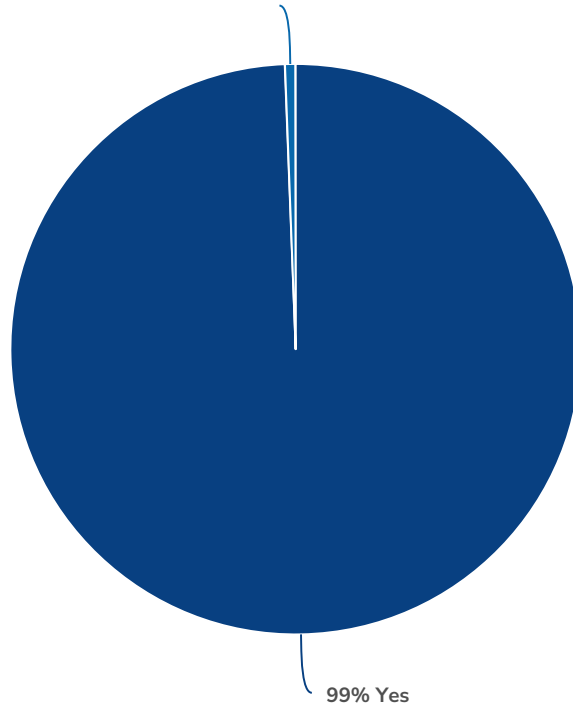
97% Yes

Value	Percent	Responses
Yes	97.2%	2,073
No	2.8%	59
		Totals: 2,132

Value	Percent	Responses
Student	83.1%	1,771
Parent/Guardian of a current Canal Winchester student	11.6%	247
Current Classified Staff Member	1.0%	21
Current Certified Staff Member	2.7%	57
Current Substitute	0.4%	9
Community Member	3.8%	80
Alumni	1.6%	34
Parent/Guardian of a former/graduated Canal Winchester student	3.6%	76
Resident	6.6%	141
Business Partner	0.1%	3
Retired Staff Member	0.2%	4
Parent of a Prospective or Future Canal Winchester student	0.9%	20
Parent of a School-Age Child who does not attend Canal Winchester Schools	0.2%	5
Other - Write In (Required)	0.5%	10

3. Do you currently attend Canal Winchester Schools?

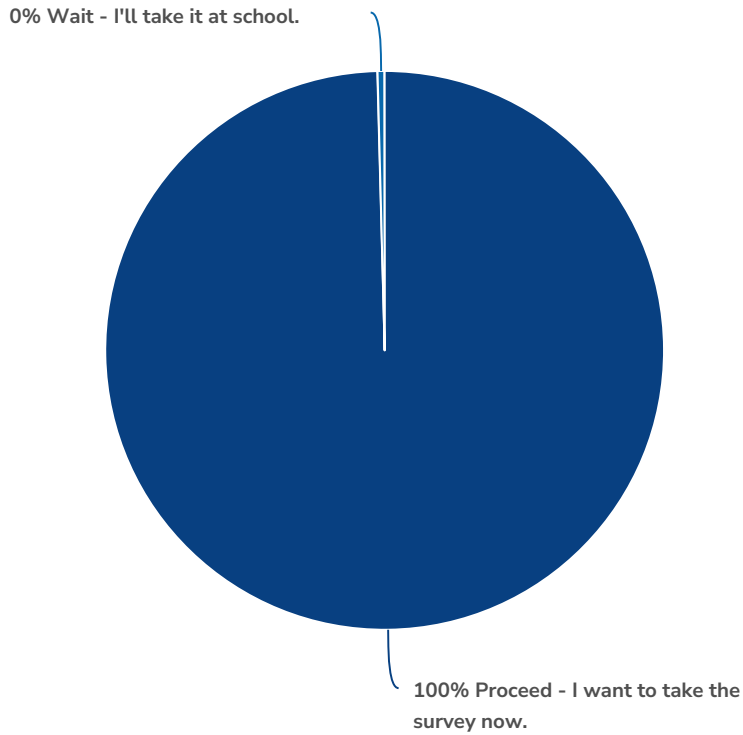
1% No



Value	Percent	Responses
Yes	99.4%	1,151
No	0.6%	7

Totals: 1,158

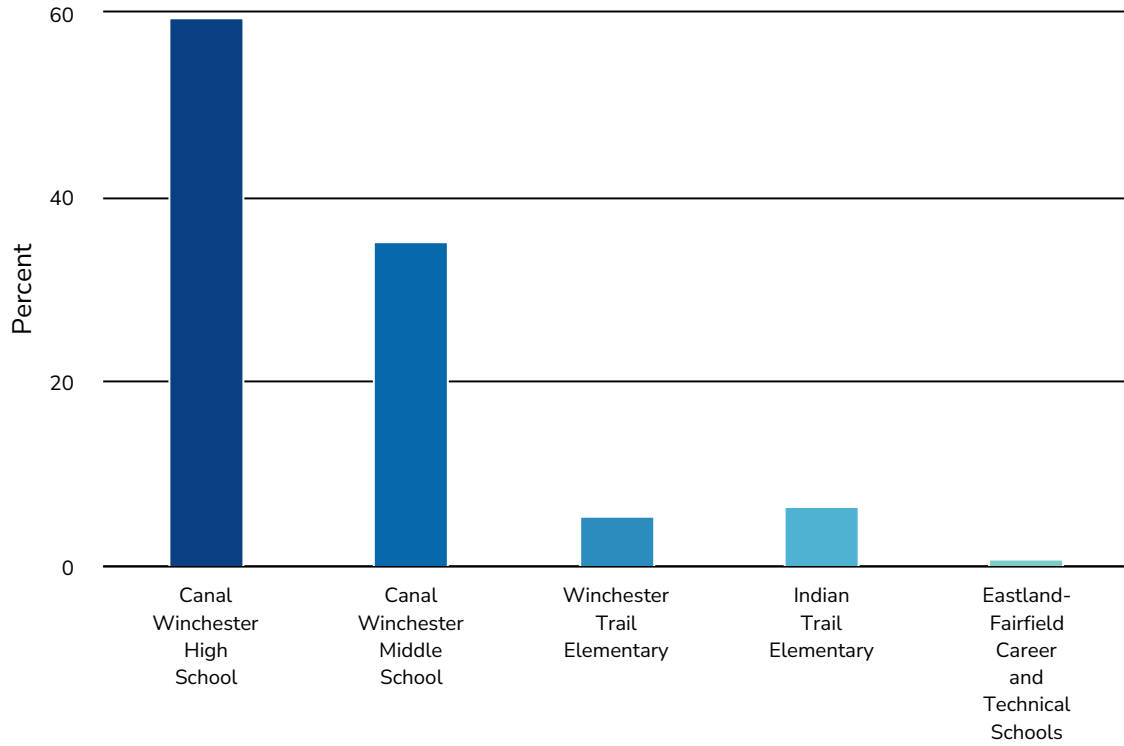
4. All Canal Winchester Schools students will have an opportunity to take this survey at a designated time during the school day. Would you like to wait to take the survey at school or would you like to proceed with the survey now?



Value	Percent	Responses
Proceed - I want to take the survey now.	99.6%	1,146
Wait - I'll take it at school.	0.4%	5

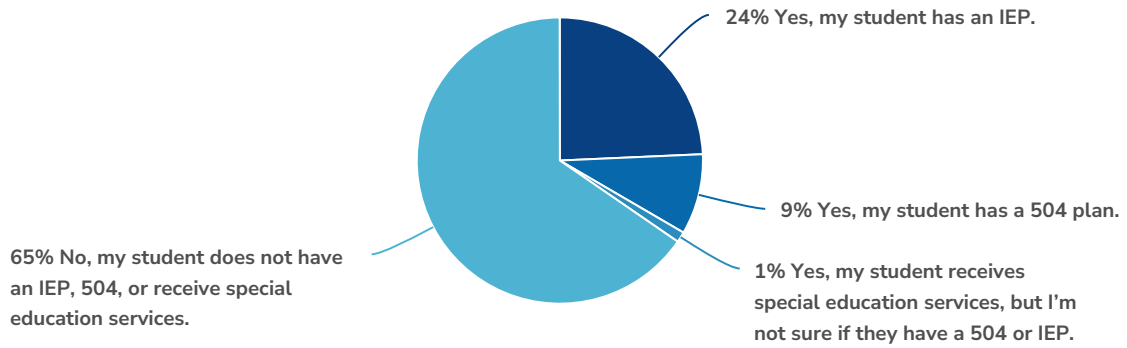
Totals: 1,151

5. Which building(s) do you currently attend or have students attending?
 (Check all that apply).



Value	Percent	Responses
Canal Winchester High School	59.5%	1,193
Canal Winchester Middle School	35.3%	708
Winchester Trail Elementary	5.4%	109
Indian Trail Elementary	6.6%	133
Eastland-Fairfield Career and Technical Schools	0.8%	17

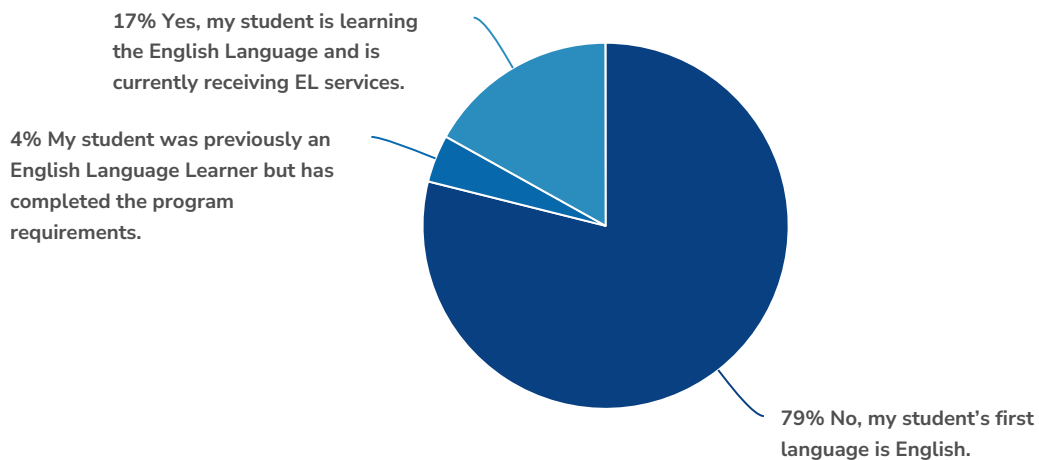
6. Does your child have an IEP or 504 plan or receive special education services?



Value	Percent	Responses
Yes, my student has an IEP.	24.3%	59
Yes, my student has a 504 plan.	9.1%	22
Yes, my student receives special education services, but I'm not sure if they have a 504 or IEP.	1.2%	3
No, my student does not have an IEP, 504, or receive special education services.	65.4%	159

Totals: 243

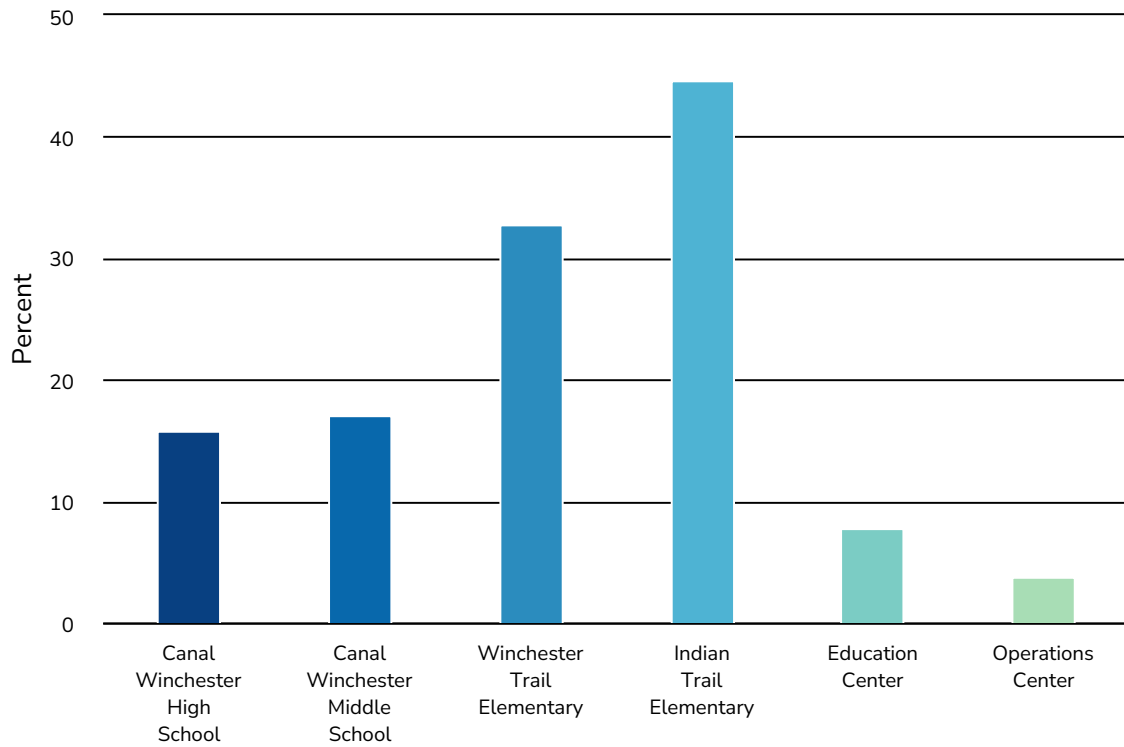
7. Is your child an English Language Learner?



Value	Percent	Responses
No, my student's first language is English.	78.9%	56
My student was previously an English Language Learner but has completed the program requirements.	4.2%	3
Yes, my student is learning the English Language and is currently receiving EL services.	16.9%	12

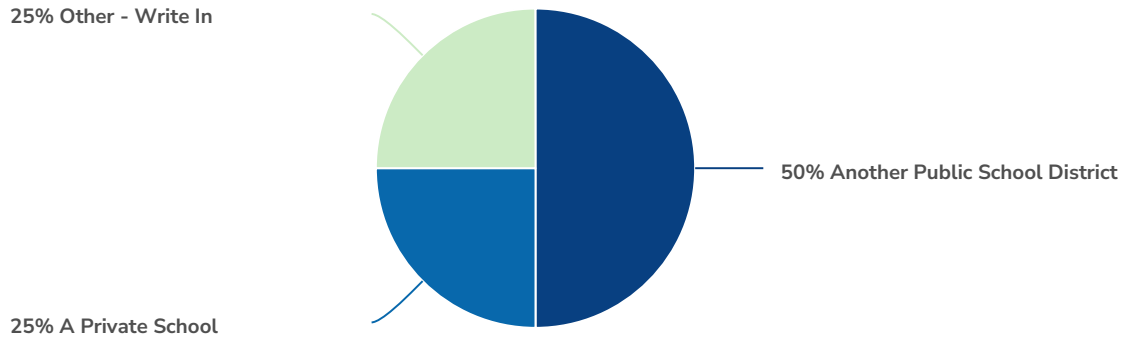
Totals: 71

8. Which building(s) do you currently work at? Select all that apply.



Value	Percent	Responses
Canal Winchester High School	15.8%	12
Canal Winchester Middle School	17.1%	13
Winchester Trail Elementary	32.9%	25
Indian Trail Elementary	44.7%	34
Education Center	7.9%	6
Operations Center	3.9%	3

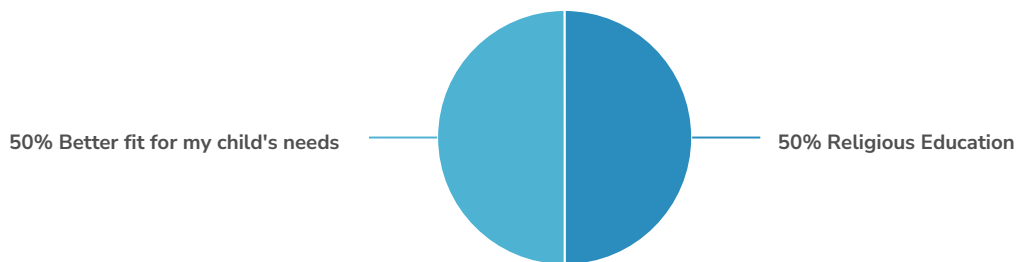
9. What type of education is your school-aged child participating in?



Value	Percent	Responses
Another Public School District	50.0%	2
A Private School	25.0%	1
Other - Write In	25.0%	1

Totals: 4

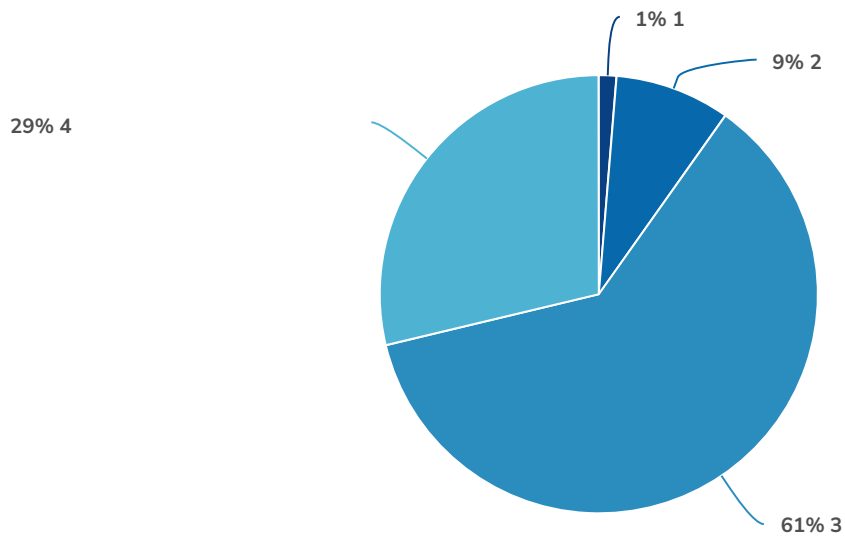
10. What was the primary reason your family chose an educational option other than Canal Winchester Schools?



Value	Percent	Responses
Religious Education	50.0% 	1
Better fit for my child's needs	50.0% 	1

Totals: 2

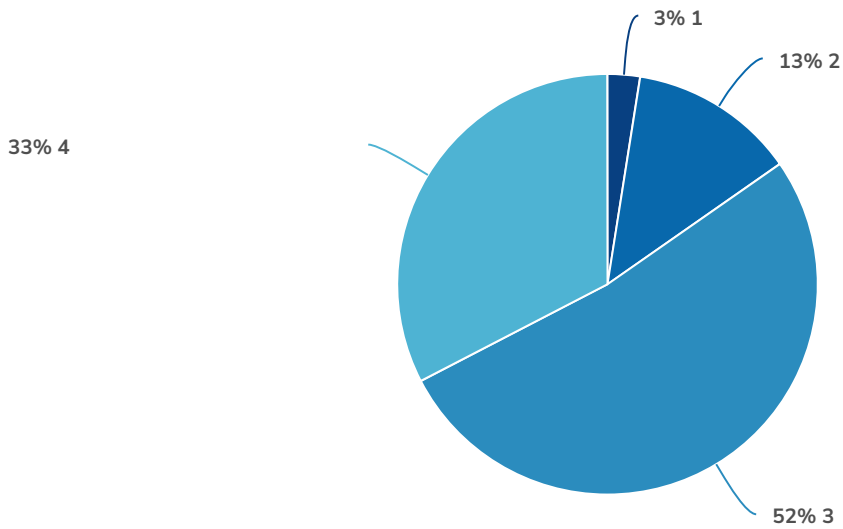
11. On a scale of 1 (poor) to 4 (exceptional), how would you rate teaching and learning at Canal Winchester Schools right now?



Value	Percent	Responses
1	1.3%	25
2	8.5%	159
3	61.4%	1,142
4	28.7%	534

Totals: 1,860

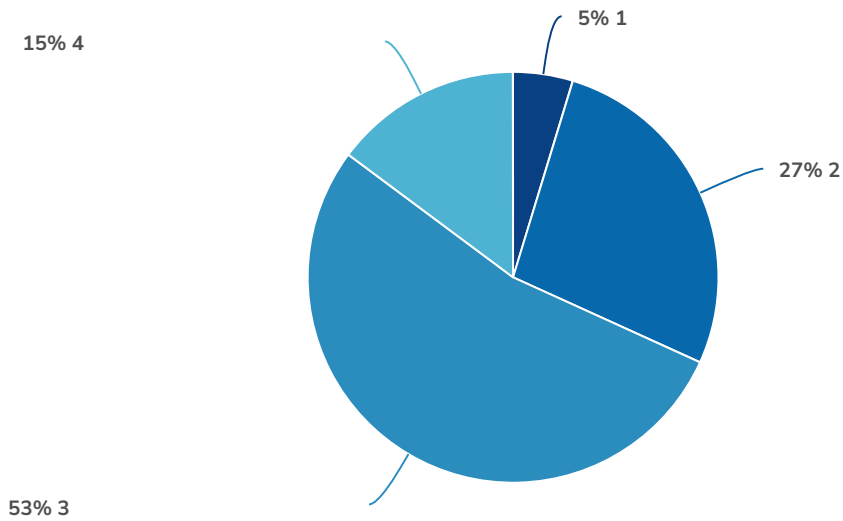
12. On a scale of 1 (very unsatisfied) to 4 (very satisfied), how satisfied are you with the variety of courses and extracurriculars offered?



Value	Percent	Responses
1	2.5%	46
2	12.8%	238
3	52.1%	970
4	32.6%	607

Totals: 1,861

13. On a scale of 1 (very unengaged) to 4 (very engaged), how engaged do you think students are in their learning at CW Schools?



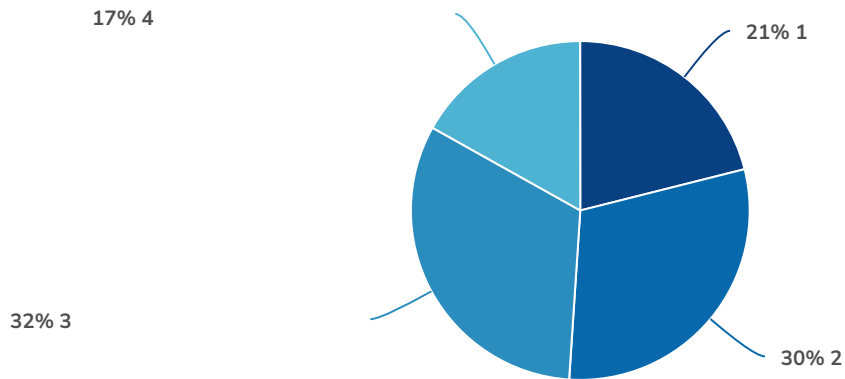
Value	Percent	Responses
1	4.7%	87
2	27.1%	502
3	53.4%	991
4	14.8%	275

Totals: 1,855

14. In the section below, please rate each of the following statements:

	Strongly Disagree	Disagree	Agree	Strongly Agree	Responses
Learning opportunities at school are engaging.	53	196	1,125	253	1,627
Count	3.3%	12.0%	69.1%	15.6%	
Row %					
Totals					
Total Responses					1627

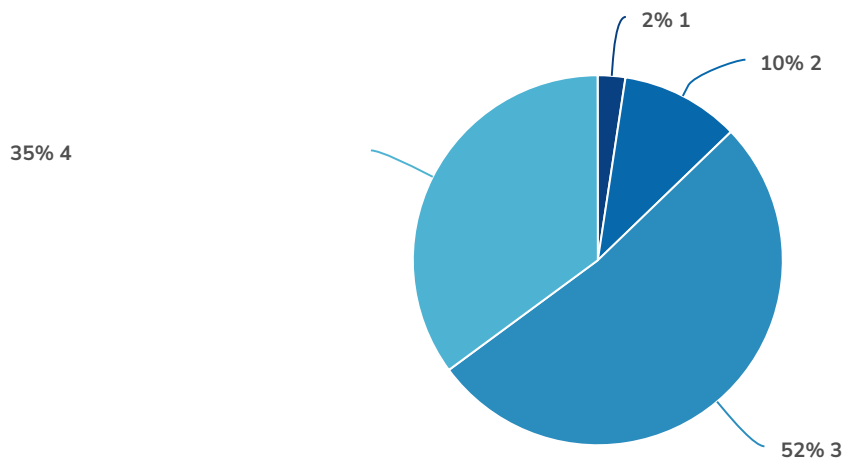
15. On a scale of 1 (very unfamiliar) to 4 (very familiar), how familiar are you with the district's School Resource Officer program?



Value	Percent	Responses
1	21.1% 	391
2	30.0% 	555
3	32.1% 	594
4	16.9% 	313

Totals: 1,853

16. On a scale of 1 (poor) to 4 (exceptional), how would you rate safety at Canal Winchester Schools right now?



Value	Percent	Responses
1	2.4%	44
2	10.4%	192
3	52.1%	962
4	35.1%	647

Totals: 1,845

17. In the section below, please rate each of the following statements:

	Strongly Disagree	Disagree	Agree	Strongly Agree	Responses
I feel safe when I am at school. Count Row %	45 2.8%	121 7.5%	1,031 63.9%	416 25.8%	1,613
I understand what is expected of me at school. Count Row %	21 1.3%	51 3.2%	822 51.1%	715 44.4%	1,609
I understand the consequences of breaking school rules. Count Row %	23 1.4%	47 2.9%	755 46.9%	785 48.8%	1,610
Totals Total Responses					1613

18. In the section below, please rate each of the following statements:

	Strongly Disagree	Disagree	Agree	Strongly Agree	Responses
I feel that my student is safe when they are at school. Count Row %	6 3.4%	22 12.6%	97 55.7%	49 28.2%	174
I receive appropriate and timely communication when there is a safety concern at school. Count Row %	6 3.4%	16 9.2%	84 48.3%	68 39.1%	174
Consequences for breaking school rules are administered fairly. Count Row %	21 12.1%	36 20.8%	91 52.6%	25 14.5%	173
Totals Total Responses					174

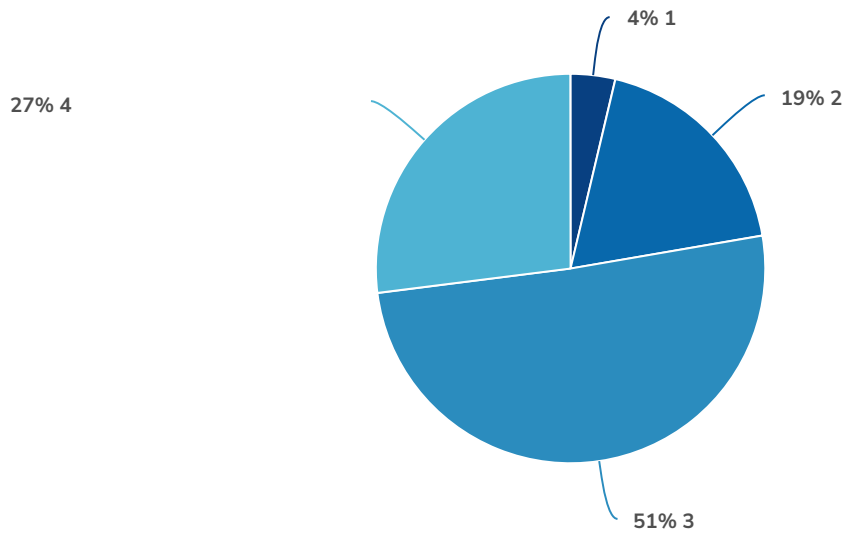
19. In the section below, please rate each of the following statements:

	Strongly Disagree	Disagree	Agree	Strongly Agree	Responses
I feel safe when I am at work/school. Count Row %	1 6.7%	0 0.0%	9 60.0%	5 33.3%	15
I receive appropriate and timely communication when there is a safety concern at my workplace. Count Row %	1 6.7%	1 6.7%	11 73.3%	2 13.3%	15
I feel that student discipline issues are addressed fairly and adequately in my building or department. Count Row %	4 7.7%	12 23.1%	28 53.8%	8 15.4%	52
Totals Total Responses					52

20. In the section below, please rate each of the following statements:

	Strongly Disagree	Disagree	Agree	Strongly Agree	Responses
I feel safe when I am at work/school.					
Count	0	1	20	19	40
Row %	0.0%	2.5%	50.0%	47.5%	
I receive appropriate and timely communication when there is a safety concern at my workplace.					
Count	1	2	18	19	40
Row %	2.5%	5.0%	45.0%	47.5%	
Totals					
Total Responses					40

21. On a scale of 1 (poor) to 4 (exceptional), how would you rate school culture at Canal Winchester Schools right now?



Value	Percent	Responses
1	3.7%	67
2	18.6%	333
3	50.7%	906
4	27.0%	482

Totals: 1,788

22. In the section below, please rate each of the following statements:

	Strongly Disagree	Disagree	Agree	Strongly Agree	Responses
I belong at my school. Count Row %	50 3.1%	156 9.7%	962 60.1%	433 27.0%	1,601
I am treated fairly at school. Count Row %	42 2.6%	159 9.9%	999 62.5%	399 25.0%	1,599
There is an adult I trust at school that I could talk to about any problems I am having. Count Row %	79 4.9%	207 13.0%	741 46.4%	571 35.7%	1,598
Totals Total Responses					1601

23. In the section below, please rate each of the following statements:

	Strongly Disagree	Disagree	Agree	Strongly Agree	Responses
I am satisfied with communication from Canal Winchester Schools. Count Row %	3 8.3%	5 13.9%	12 33.3%	16 44.4%	36
My family belongs at Canal Winchester Schools. Count Row %	6 3.6%	17 10.2%	76 45.8%	67 40.4%	166
My child is treated fairly at school. Count Row %	5 3.0%	10 6.0%	101 60.8%	50 30.1%	166
Totals Total Responses					166

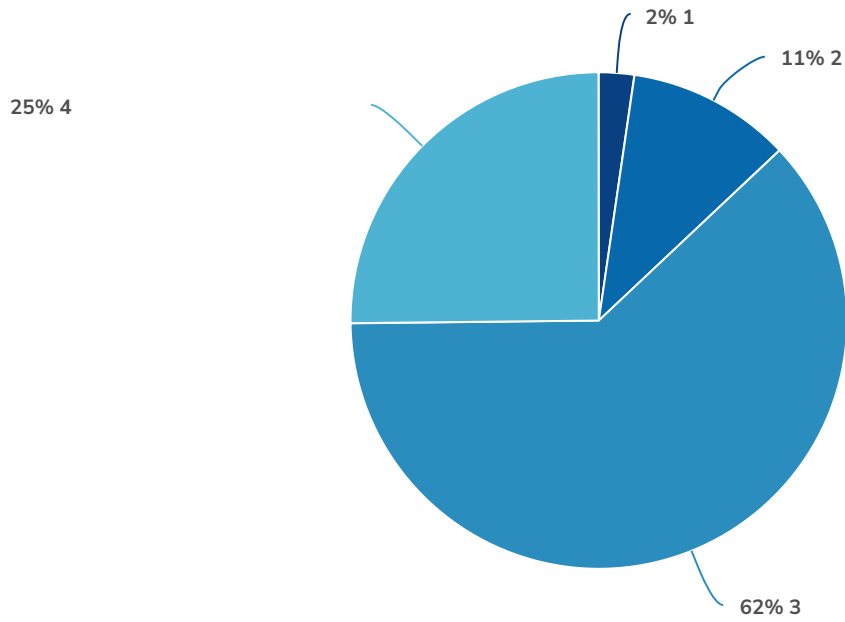
24. In the section below, please rate each of the following statements:

	Strongly Disagree	Disagree	Agree	Strongly Agree	Responses
I am satisfied with communication from Canal Winchester Schools. Count Row %	0 0.0%	4 26.7%	6 40.0%	5 33.3%	15
I belong at Canal Winchester Schools. Count Row %	0 0.0%	3 20.0%	7 46.7%	5 33.3%	15
I am valued at Canal Winchester Schools by my coworkers. Count Row %	0 0.0%	2 13.3%	4 26.7%	9 60.0%	15
I am valued at Canal Winchester Schools by the building leadership team. Count Row %	1 2.0%	7 14.3%	19 38.8%	22 44.9%	49
I am valued at Canal Winchester Schools by the district leadership team. Count Row %	0 0.0%	3 21.4%	6 42.9%	5 35.7%	14
I am valued at Canal Winchester Schools by students. Count Row %	0 0.0%	4 8.2%	22 44.9%	23 46.9%	49
I am valued at Canal Winchester Schools by parents. Count Row %	1 2.1%	5 10.4%	28 58.3%	14 29.2%	48
Totals Total Responses					49

25. In the section below, please rate each of the following statements:

	Strongly Disagree	Disagree	Agree	Strongly Agree	Responses
I am satisfied with communication from Canal Winchester Schools. Count Row %	3 1.9%	17 11.0%	79 51.3%	55 35.7%	154
I belong at Canal Winchester Schools. Count Row %	0 0.0%	2 5.4%	17 45.9%	18 48.6%	37
I am valued at Canal Winchester Schools by my coworkers. Count Row %	1 2.7%	1 2.7%	19 51.4%	16 43.2%	37
I am valued at Canal Winchester Schools by the department or building leadership team. Count Row %	0 0.0%	0 0.0%	1 33.3%	2 66.7%	3
I am valued at Canal Winchester Schools by the district leadership team. Count Row %	1 2.7%	8 21.6%	13 35.1%	15 40.5%	37
I am valued at Canal Winchester Schools by staff from other buildings. Count Row %	0 0.0%	0 0.0%	2 66.7%	1 33.3%	3
Totals Total Responses					154

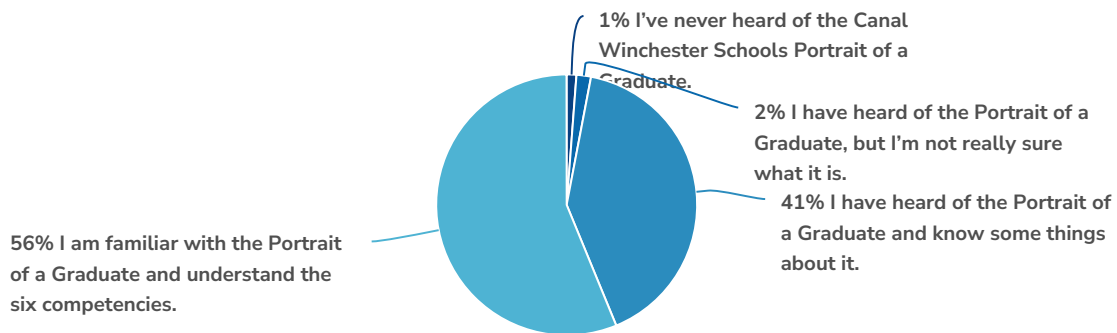
26. On a scale of 1 (very inefficient) to 4 (very efficient), how would you rate the operations of Canal Winchester Schools right now?



Value	Percent	Responses
1	2.3%	41
2	10.7%	193
3	61.9%	1,122
4	25.2%	456

Totals: 1,812

27. Do you know about the Canal Winchester Schools Portrait of a Graduate?



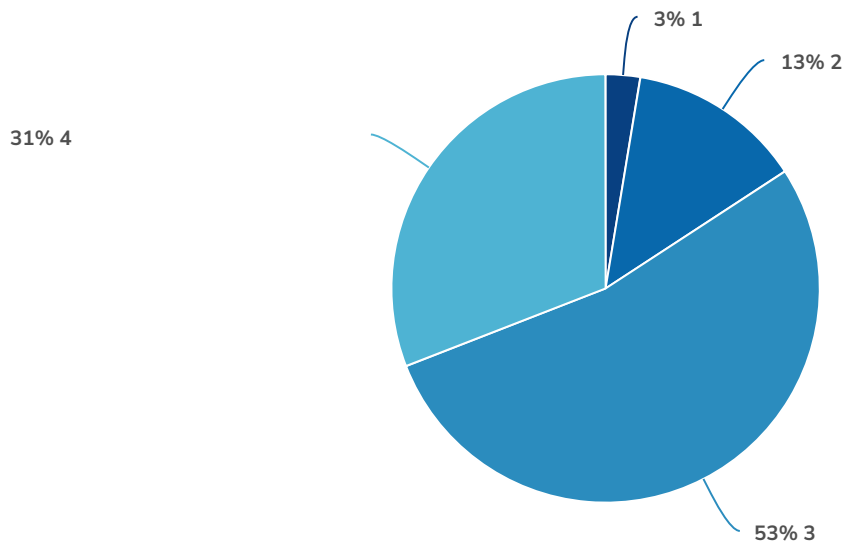
Value	Percent	Responses
I've never heard of the Canal Winchester Schools Portrait of a Graduate.	1.2%	17
I have heard of the Portrait of a Graduate, but I'm not really sure what it is.	1.8%	25
I have heard of the Portrait of a Graduate and know some things about it.	40.8%	556
I am familiar with the Portrait of a Graduate and understand the six competencies.	56.2%	766

Totals: 1,364

28. In the section below, please rate how important you think each of the six competencies is to a student's future success.

	Very Unimportant	Unimportant	Important	Very Important	Responses
Respectful Citizens Count Row %	37 2.1%	29 1.6%	679 38.1%	1,038 58.2%	1,783
Problem Solvers Count Row %	25 1.4%	41 2.3%	787 44.1%	931 52.2%	1,784
Self-Aware Individuals Count Row %	24 1.3%	35 2.0%	695 39.0%	1,029 57.7%	1,783
Responsible Learners Count Row %	30 1.7%	49 2.7%	745 41.8%	960 53.8%	1,784
Collaborators Count Row %	32 1.8%	89 5.0%	825 46.2%	838 47.0%	1,784
Communicators Count Row %	32 1.8%	53 3.0%	686 38.5%	1,012 56.8%	1,783
Totals Total Responses					1784

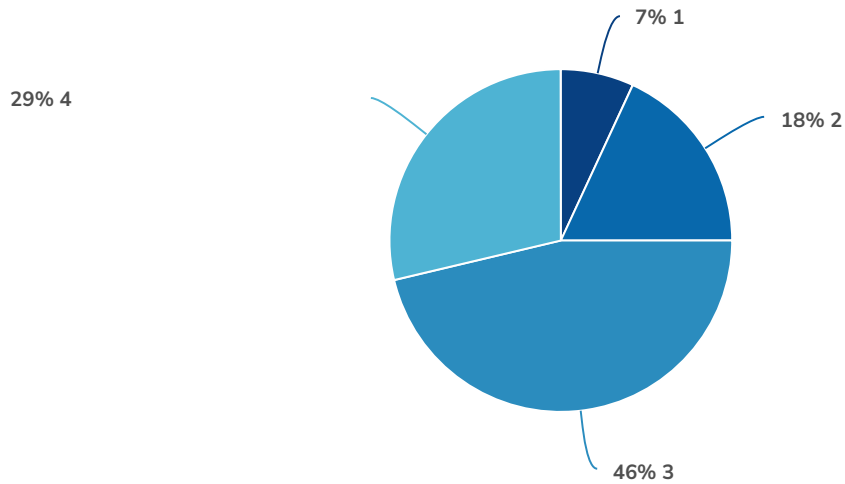
29. On a scale of 1 (poor) to 4 (excellent), how would you rate the level of technology support provided by the technology department?



Value	Percent	Responses
1	2.6%	46
2	13.2%	231
3	53.3%	935
4	30.9%	543

Totals: 1,755

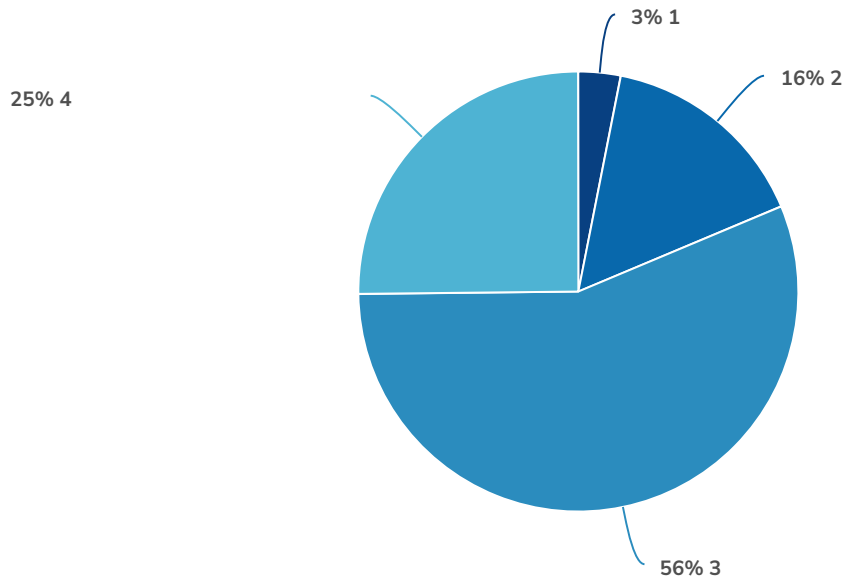
30. On a scale of 1 (very unlikely) to 4 (very likely), how like are you to recommend Canal Winchester Schools to a family member or friend?



Value	Percent	Responses
1	6.9%	123
2	18.1%	323
3	46.3%	827
4	28.7%	513

Totals: 1,786

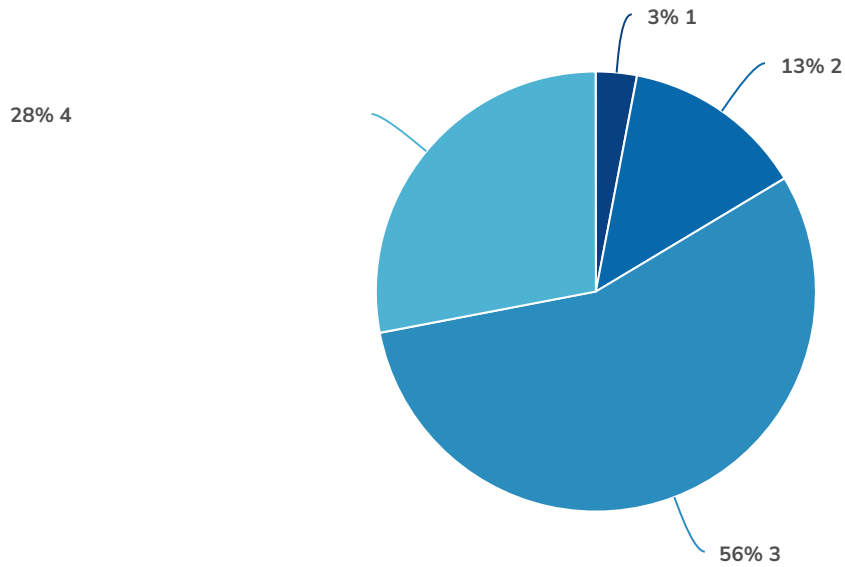
31. On a scale of 1 (poor) to 4 (excellent), how would you rate the reputation of Canal Winchester Schools?



Value	Percent	Responses
1	3.1%	55
2	15.6%	278
3	56.2%	1,003
4	25.2%	450

Totals: 1,786

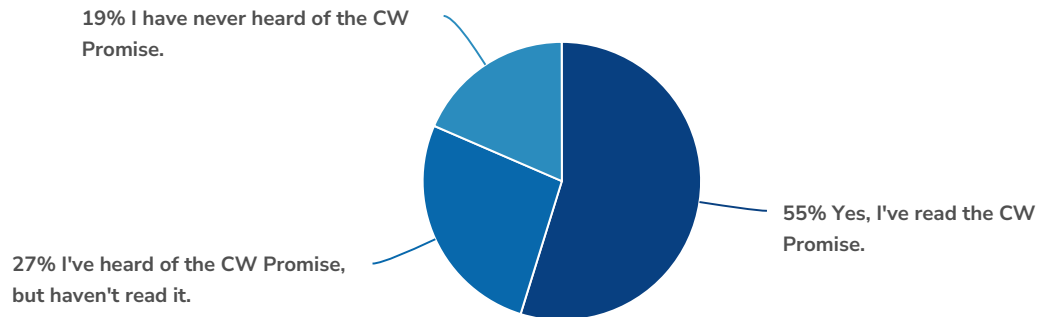
32. On a scale of 1 (poor) to 4 (excellent), how would you rate your experience with Canal Winchester Schools?



Value	Percent	Responses
1	3.0%	52
2	13.4%	236
3	55.6%	976
4	28.0%	492

Totals: 1,756

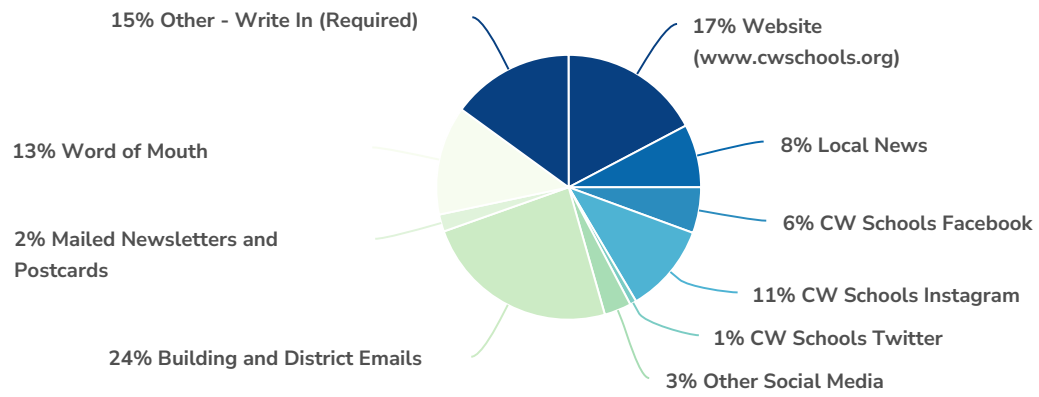
33. Have you read the Canal Winchester Schools Promise?



Value	Percent	Responses
Yes, I've read the CW Promise.	54.8%	148
I've heard of the CW Promise, but haven't read it.	26.7%	72
I have never heard of the CW Promise.	18.5%	50

Totals: 270

34. How do you primarily learn news about Canal Winchester Schools?



Value	Percent	Responses
Website (www.cwschools.org)	17.3%	135
Local News	7.7%	60
CW Schools Facebook	5.6%	44
CW Schools Instagram	10.9%	85
CW Schools Twitter	0.8%	6
Other Social Media	3.3%	26
Building and District Emails	24.0%	187
Mailed Newsletters and Postcards	2.1%	16
Word of Mouth	13.3%	104
Other - Write In (Required)	15.0%	117

Totals: 780