

Kwinjira kuri Konti yawe y'Umubyeyi wa PowerSchool

Kwiyandikisha nibitangira, uzahabwa imeri izakubwira aho uhurira n'amakode yo kwinjira akenewe kugira ngo ukore konti yawe kandi utangire kwandikisha abanyeshuri bawe.

Ushobora kandi kwinjira muri PowerSchool ukoresheje umurongo udasanzwe wa Danville:

<https://danvillein.powerschool.com/public/>

***Niba waramaze gukora konti yawe, ushobora kwandika izina ryawe ry'ukoresha n'ijambo ry'ibanga ku ipaji yo kwinjira hanyuma ugasimbuka ukajya ku ipaji ya gatantu y'iyi nyandiko y'amabwiriza!

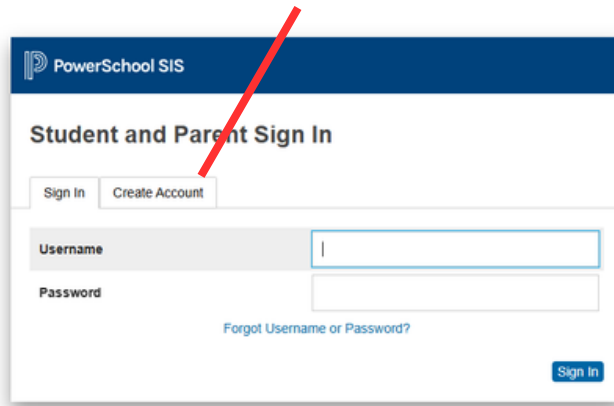
Gutangira

Konti y'ababyeyi ya PowerSchool ni igikoresho cyashyizwe muri Sisitemu y'amakuru y'abanyeshuri ba PowerSchool (SIS) yagenewe ababyeyi by'umwihariko. Mu gukora konti y'ababyeyi, ushobora kugira:

- uburenganzira bwo kugera ku banyeshuri benshi bafite kwinjira kumwe
- konti yihariye kuri buri mubyeyi n'umurera.

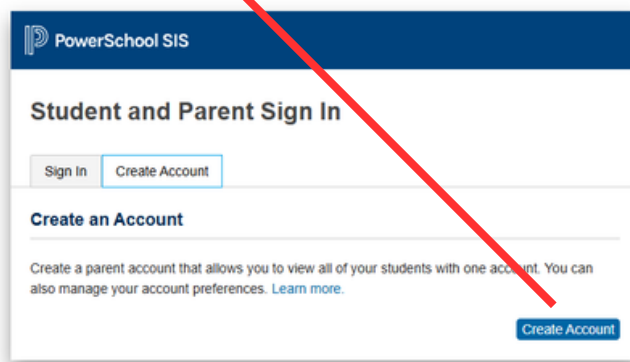
Kugira ngo utangire, ugomba gukora konti yawe ya PowerSchool hanyuma ugashyiraho abanyeshuri.

Ubwa mbere, kanda ahanditse ngo "Kora konti".



The screenshot shows the PowerSchool SIS login page. At the top, there is a blue header with the PowerSchool SIS logo. Below the header, the title "Student and Parent Sign In" is displayed. There are two buttons: "Sign In" and "Create Account". A red arrow points to the "Create Account" button. Below the buttons, there are input fields for "Username" and "Password". A link "Forgot Username or Password?" is located below the password field. A "Sign In" button is at the bottom right.

2. Hanyuma, kanda ahanditse "Create Account".



The screenshot shows the "Create an Account" page on the PowerSchool SIS website. The header is the same as the previous screenshot. Below the header, the title "Student and Parent Sign In" is displayed. There are two buttons: "Sign In" and "Create Account". A red arrow points to the "Create Account" button. Below the buttons, the section "Create an Account" is displayed. The text reads: "Create a parent account that allows you to view all of your students with one account. You can also manage your account preferences. [Learn more.](#)" A "Create Account" button is at the bottom right.

Uzakenera iby'umunyeshuri wawe...

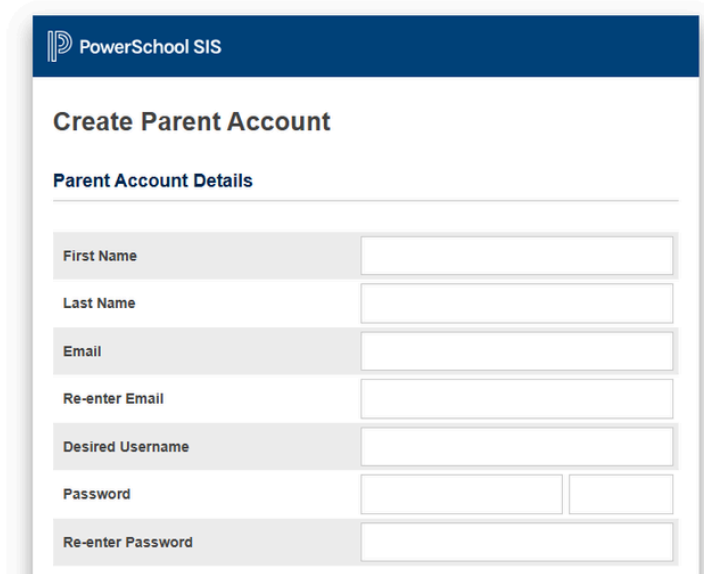
Indangamuntu yo kwinjira - uzakenera kwinjiza indangamuntu yoherejwe kuri imeri na PowerSchool
Ijambobanga ryo kwinjira – uzakenera kwinjiza ijambo ry'ibanga wohererejwe kuri imeri na PowerSchool
Isano - igomba kuba isano yawe n'umunyeshuri (urugero, se cyangwa nyina)

3. Andika amakuru ya konti yawe:

3. Izina

c. Imeri (izakoreshwa mu gihe ukeneye kugarura ijamba ry'ibanga ryawe)

c. Indangamuntu n'ijamba ry'ibanga byihariye byo kwinjira



The screenshot shows the 'Create Parent Account' form in the PowerSchool SIS system. The form is titled 'Create Parent Account' and is under the 'Parent Account Details' section. It contains several input fields: 'First Name', 'Last Name', 'Email', 'Re-enter Email', 'Desired Username', 'Password', and 'Re-enter Password'. The 'Password' field is split into two boxes for entering and confirming the password.

4. Andika amakuru ya konti y'umunyeshuri wawe:

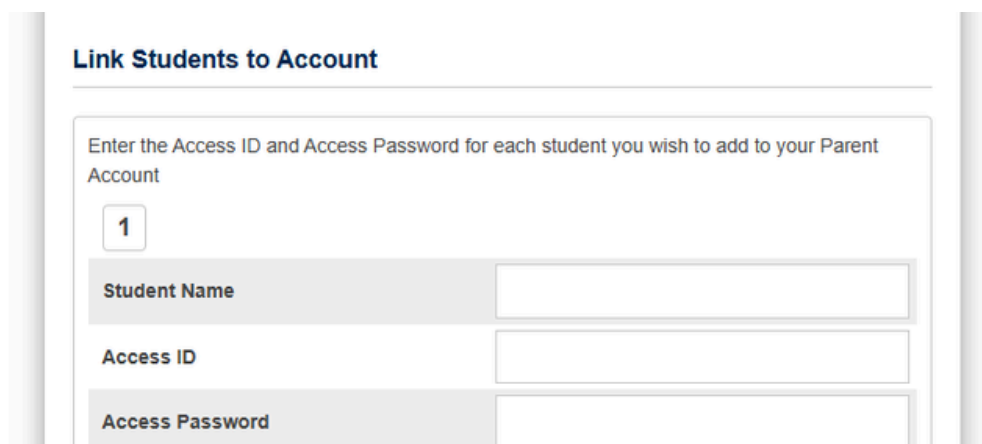
4. Izina (rishobora kuba izina ry'irihimbano)

d. Indangamuntu yo kwinjira n'ijamba ry'ibanga

d. Isano n'umunyeshuri

d. ***Subiramo kugira ngo abandi banyeshuri biyongere.

***Ushobora kwinjiza abanyeshuri bagera kuri 7 kuri uru rupapuro. Niba ukeneye kongeramo abandi, ushobora kubikora nyuma yo gufungura konti yawe y'umubyeyi.



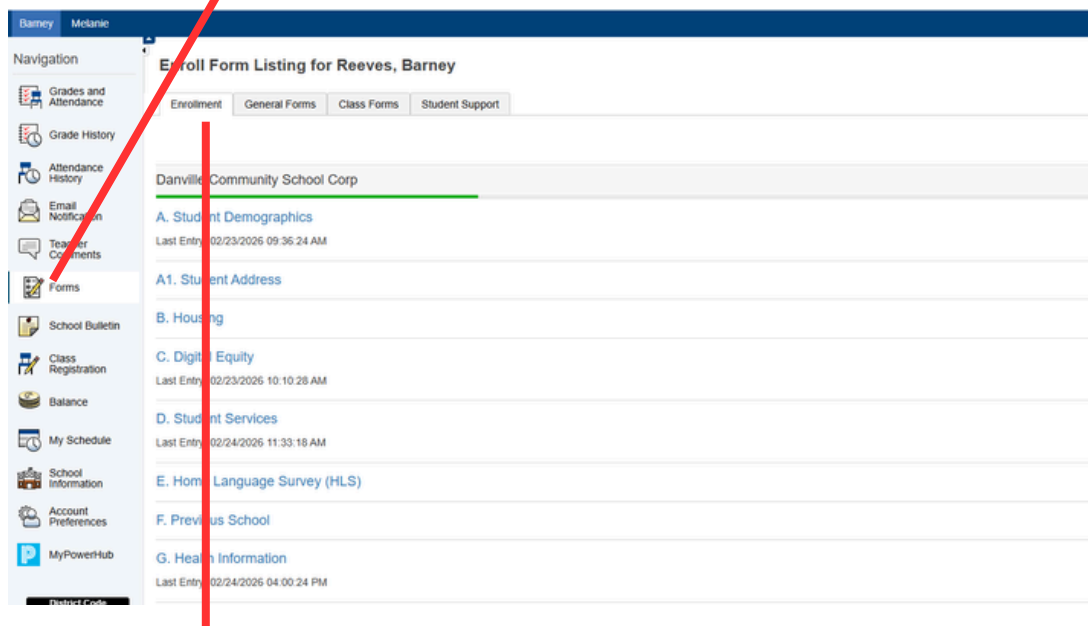
The screenshot shows the 'Link Students to Account' form. It has a title 'Link Students to Account' and a subtitle 'Enter the Access ID and Access Password for each student you wish to add to your Parent Account'. There is a small box with the number '1' in it. Below this are three input fields: 'Student Name', 'Access ID', and 'Access Password'.

5. Kanda hasi kuri ecran hanyuma ukande kuri "Enter".

***Iyo konti yawe imaze gushyirwaho neza, uzasubizwa kuri ecran yo kwinjira hamwe n'ubutumwa bwemeza.

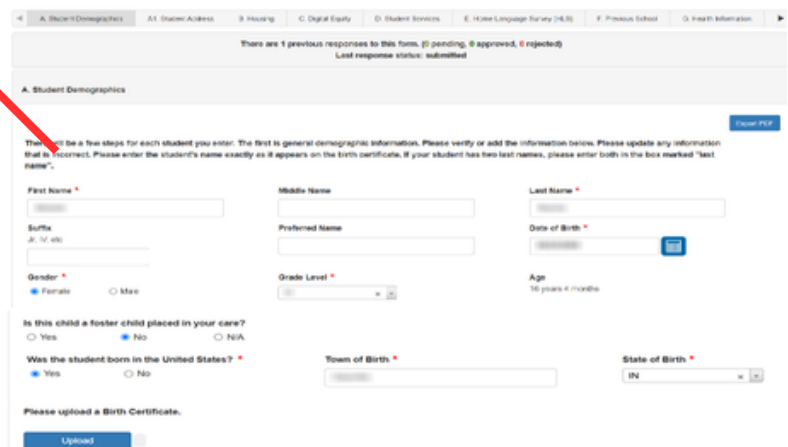
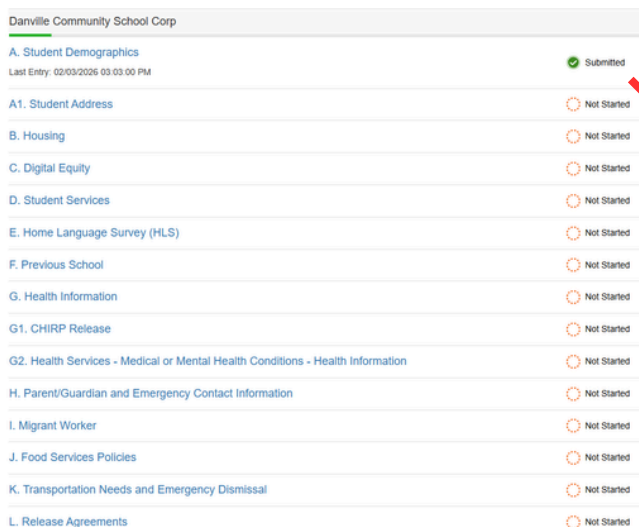
6. Koresha izina ry'umukoresha n'ijambo ry'ibanga wanditse mu ntambwe ibanza kugira ngo winjire muri konti y'umubyeyi.

7. Hitamo umunyeshuri wifuza kwiyandikisha hanyuma unyure kuri tab "Forms" ibumoso bwa ecran.



8. Jya ku gice cyitwa "Kwiyandikisha" kiri hejuru.

9. Uzuzura mafomu/ibice BYOSE nkuko byagaragajwe.



10. Kanda kuri "Ohereza" nyuma ya buri gice kugira ngo wiyandikishe neza ko kwiwandikisha byarangiyeye.

OHEREZA

***Inyandiko imwe gusa yo kwiwandikisha ni yo ishobora koherezwa kuri buri munyeshuri. Umubyeyi/umurezi utangiye kwiwandikisha ku munyeshuri aba ari we wenyine wiyandikisha ushoboka kuri uyu munyeshuri.

*** Niba udakora cyane muri PowerSchool, ikiganiro cyawe gishobora kurangira. Niba ari uko bimeze, uzakenera kongera kwinjira.

Umurongo wo Kuyobora

Ikirango cya PowerSchool
Kanda kugira ngo ugaruke ku ipaji
y'ibanze



Sohoka
Kanda kugira ngo usohokane na
PowerSchool

Welcome, Anna Reeves | [Help](#) | [Site Map](#) | [Sign Out](#)

Melanie

Umunyeshuri
Hitamo hagati
y'abanyeshuri ukanze
ku izina

Agashusho k'imashini
Kanda kugira ngo ucape
urupapuro ruriho ubu
kugira ngo umenye
amakuru yawe

Kwiga Ibikubiyemo Bikuru

Navigation



Grades and Attendance



Grade History



Attendance History



Email Notification



Teacher Comments



Forms



School Bulletin



Class Registration



Balance



My Schedule



School Information



Account Preferences



MyPowerHub

- **Amanota n'ubwitabire:** Reba amanota y'abanyeshuri n'ubwitabire bw'igihembwe cy'ubu. Ku banyeshuri bo mu mashuri abanza, kanda ahanditse "Amanota y'Icyiciro Rusange".
 - **Amateka y'Amanota:** Reba amanota gakondo y'abanyeshuri mu bihembwe byabanje.
 - **Amateka y'ubwitabire:** Reba amateka y'ubwitabire bw'igihembwe kirimo.
 - **Imenyeshya rya Imeri:** Reba raporo zoherejwe binyuze kuri imeli.
 - **Ibitekerezo by'abarimu:** Reba ibitekerezo by'abarimu.
 - **Amafishi:** Reba, wuzuze, woherewe, kandi ukurikirane impapuro zisabwa ku ishuri (abantu bahuye n'ibibazo byihutirwa, amafishi yo kwemerera, amakuru ajyanye no kwiyandikisha, nibindi).
 - **Amakuru y'Ishuri:** Reba ubutumwa bwashyizweho n'ishuri ryawe cyangwa umwarimu wawe.
 - **Kwiyandikisha mu ishuri:** Ubusanzwe bitangwa gusa mu gihembwe cya 2 ku mashuri yisumbuye no mu ishuri ryisumbuye kugira ngo wiyandikishe mu masomo y'umwaka ukurikira.
 - **Ingano:** Reba verisiyo yo kuri interineta y'inyandiko yawe yo gukodesha ibitabo n'ingano.
- Gahunda yanjye:** Reba gahunda y'umunyeshuri wawe. Ibi bigaragarira mu isuzuma ry'icyumweru rigaragaza gusa igihe cy'ubu gifite ibihe cyangwa isuzuma ry'amabara rigaragaza amagambo yose.
- **Amakuru y'Ishuri:** Reba amakuru y'ishuri ryawe, nka aderesi na telefoni.
 - **Amahitamo ya Konti:** Reba/Vugurura imeri ya konti yawe, izina ry'ukoresha, cyangwa ijamba ry'ibanga hanyuma wongere abanyeshuri.
 - **MyPowerHub:** Reba amakuru y'uburezi bw'umunyeshuri wawe.