



**SQHS
STORM
SLIDES**



March 2026

MON	TUE	WED	THU	FRI	SAT	SUN
						1
2 Storm: Academic	3	4	5	6 STORM- Academic/ 9 th gr celebration	7	8
9 Storm: Academic and Senate Meeting	10	11	12 EARLY RELEASE	13 Storm: Club Day	14	15
16 Storm: School Links	17	18	19 EARLY RELEASE	20 Storm: Academic	21	22
23 Storm: Academic	24	25	26	27 Storm: Academic	28	29
30 Storm: Academic	31					

After School Tutoring!

Mon-Wed 3:20-4:20 in the library

Bus leaves at 4:30 from Squalicum

Why go?

Focused work time!
Individual support!
Study groups!
Snacks provided!


Busing Questions?

Email Veronica Lightning

Veronica.lightning@bellingshamschools.org

Math Mondays!

Science/STEM Tuesdays!



NEED ACADEMIC SUPPORT?

SUPPORT	LOCATION	DETAILS
The Lightning Lab	B216	Quiet space and place to work on assignments, take a break, take a test, reset. You MUST have a pass from teacher/staff to go to B216.
The Testing Center	E210	The testing center is open during STORM . If you need to take a test, your STORM teacher will send you a pass and your test and/or get the test to E210 for you to take.
Afterschool Tutoring	Library	Need help with assignments? Ms. Lightning is there to help! Tutoring is open Monday, Tuesday, and Wednesday from 3:15-4:15 pm. Need a ride home? There is a tutorial bus!



SCHOOL LINKS



Q3 SCHOOLINKS LESSONS



9th-11th GRADE LESSONS:

February:

- Course Planner assignment

12th GRADE LESSONS:

February:

- Complete requirements to meet High School and Beyond Plan for graduation (see PPT/ email info from Ms. Cantu)



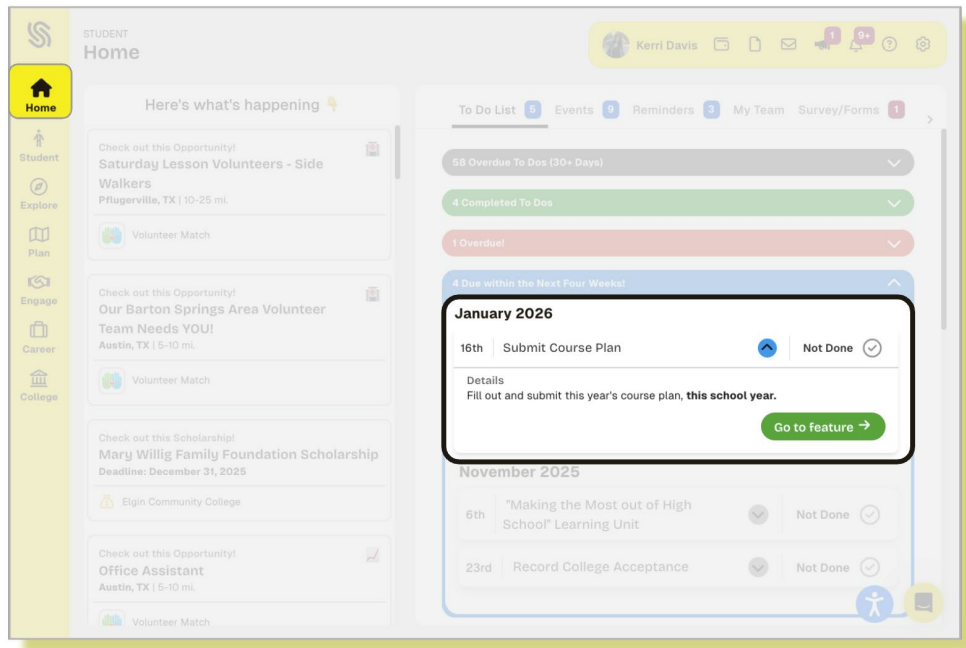
SchoolLinks Course Planner



Accessing the Course Planner

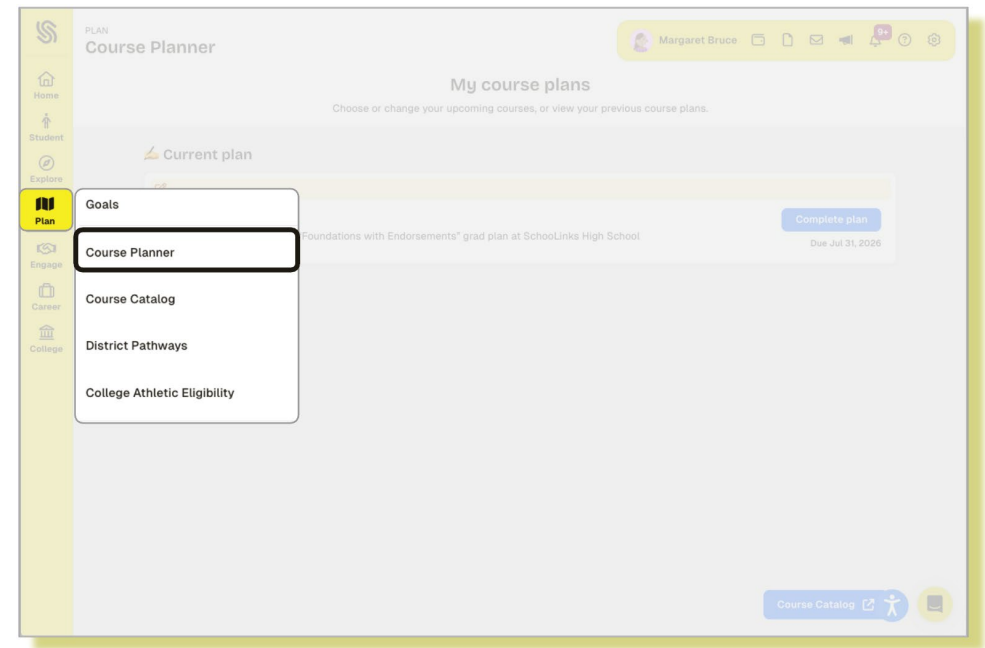
There are two ways to access Course Planner in SchoolLinks:

Locate the **Submit Course Plan To Do** in the To Do list on your student dashboard.



OR

Click **Plan** in the side navigation bar, then select **Course Planner**.

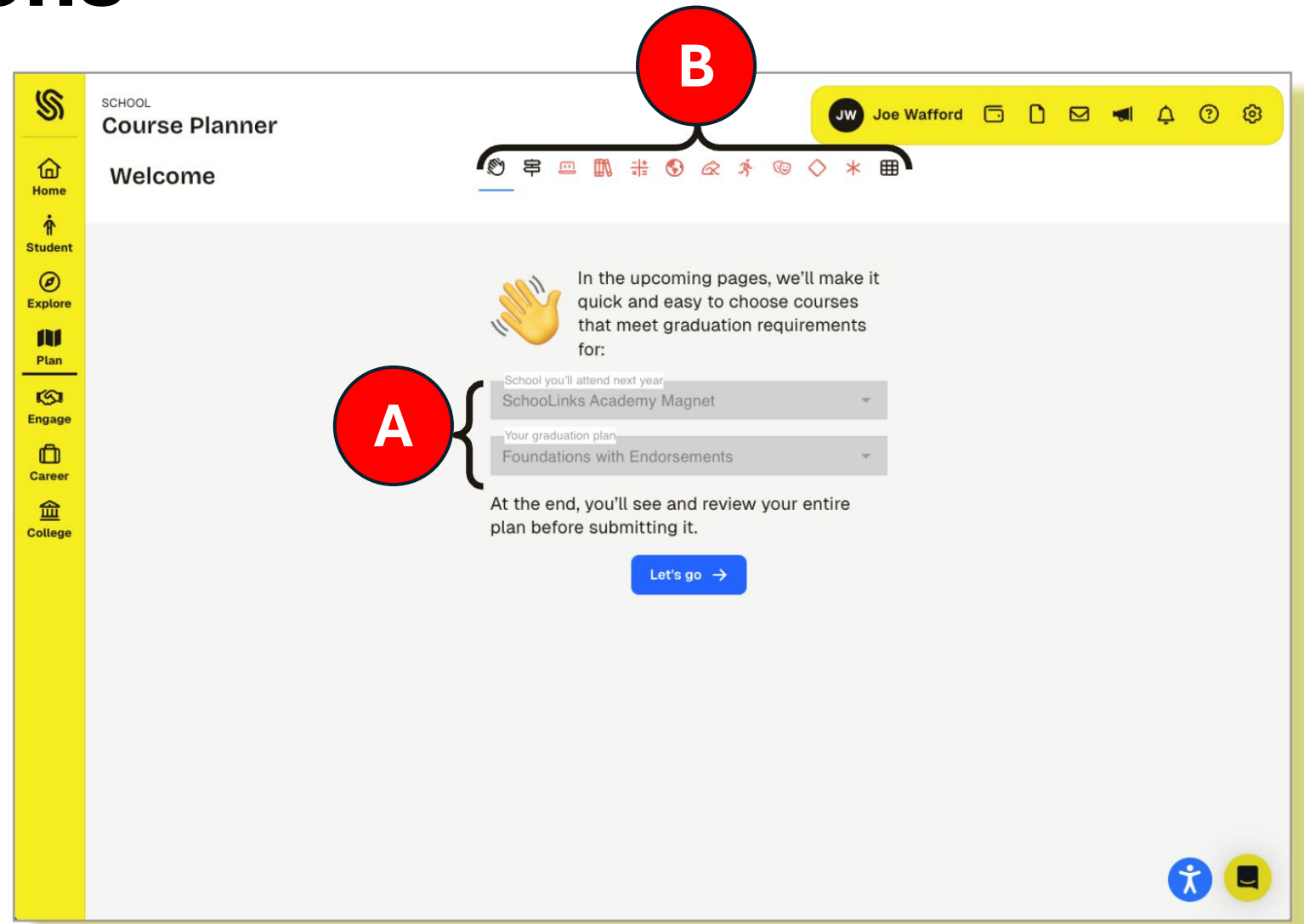


Student Instructions

Upon accessing your Course Plan, you will first be taken to the Course Planner Welcome screen. From here, you can view:

- A. The school you'll attend next year and your graduation plan
- B. All core requirements you need to plan for. Hover over each icon to view the name of the requirement. Click on the icon to be taken directly to that requirement page.

Click **Let's go** to begin course planning



Plan Core Requirements

At the top of each core requirement page will be a colored requirement bar:

Red Banner: Requirement Not Met

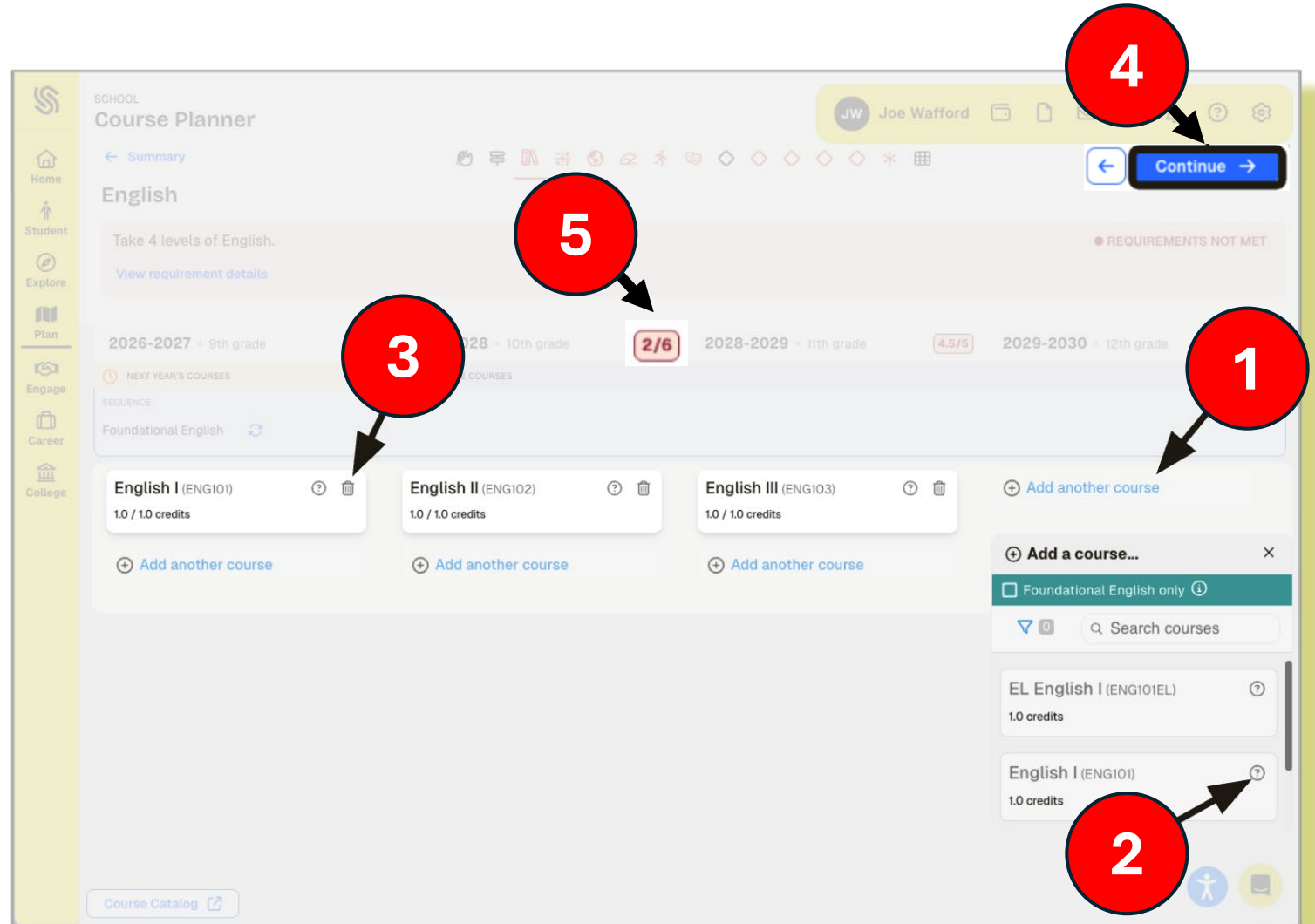
Green Banner: Requirement Met

1. Read a brief description on how to meet this requirement and click **View Requirement Details** to view the sub-requirements
2. The **View credit not shown** link will display if you have middle school course credits that count toward your high school graduation plan.

The screenshot displays the 'Course Planner' interface for a user named Joe Wafford. The main heading is 'English'. A red banner at the top states 'Take 4 levels of English.' with a 'REQUIREMENTS NOT MET' indicator. Below the banner are two links: 'View requirement details' and 'View 1 credit not shown'. A dropdown menu is open, showing 'English' with '0 / 4 Sub-Requirements' and a list of sub-requirements: English I, English II, English III, and Advanced English. A 'View Requirement Tree' link is also visible. The interface includes a sidebar with navigation options (Home, Student, Engage, Career, College) and a top navigation bar with a 'Continue' button. A red circle with the number '1' points to the 'View requirement details' link, and another red circle with the number '2' points to the 'View 1 credit not shown' link.

Course Selector

1. Click **Add another course** in each grade column to select a planned course (or courses) for that grade
2. Click the **question mark icon** on the course card to read the course description
3. To remove a selected course, click the trashcan icon on the course tile
4. Click **Continue** to move through all core requirements, adding in the necessary credits and courses needed to mark the requirement as met (green)
5. As you plan, be sure to note the total number of credits planned versus the total number of credits required each year.



Review Course Plan Summary

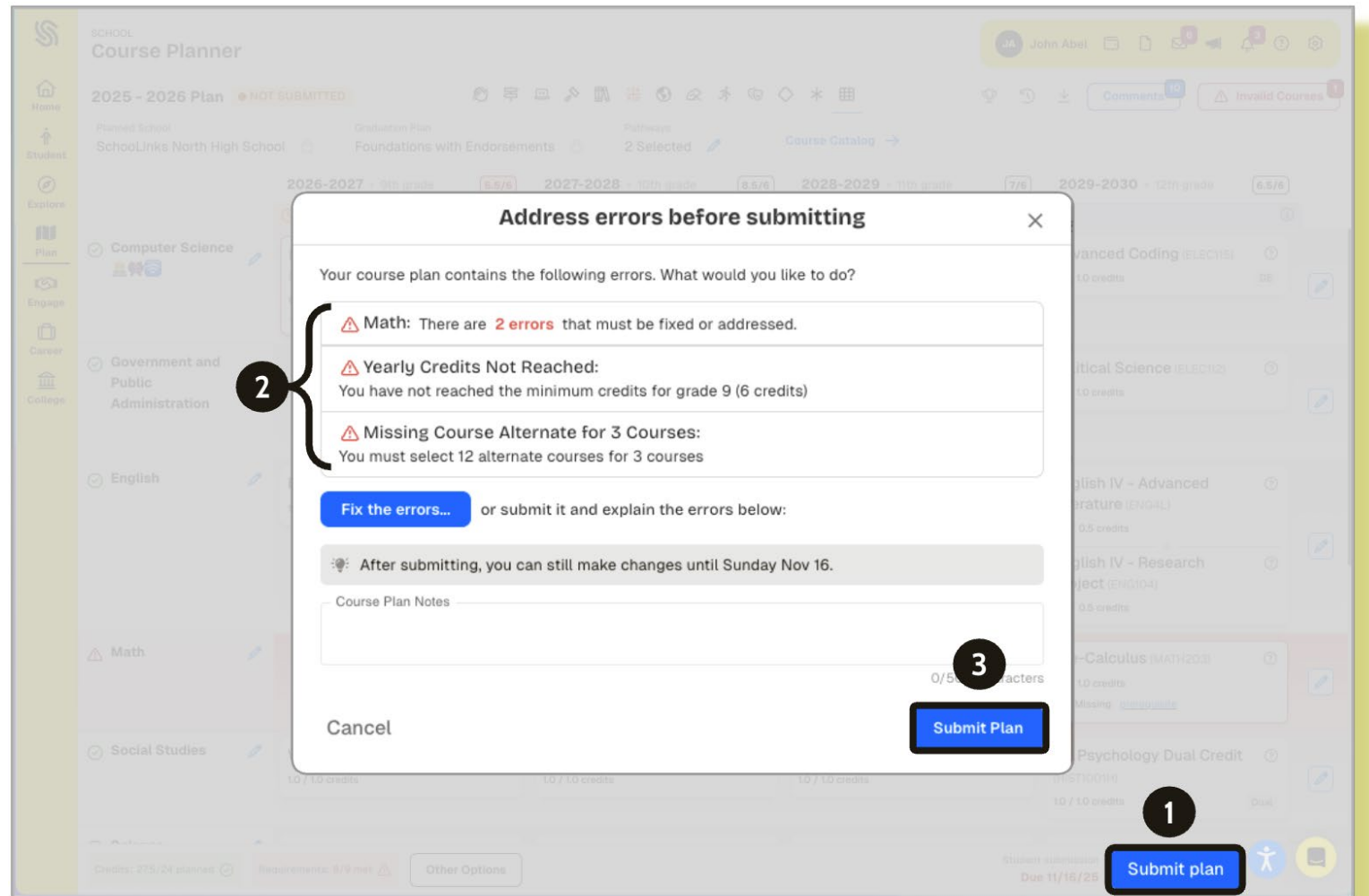
- 1. Core Requirement Rows:** core requirement rows in red indicate the requirement is not yet met
- 2. Grade Level Requirement Columns:** grade-level credit requirements in red indicate the minimum number of required credits for that grade is not yet met
- 3. Course Alerts:** course alerts will appear on the course tile and can include missing a prerequisite or a co-requisite. Click on the provided link to view which course is missing.
- 4. Drag & Drop:** drag and drop course cards to move them into different grade levels or applicable course requirements. *View more details in the drag and drop collapsible section below.*
- 5. Grad Plan Summary:** view graduation plan on-track status by credits and by core requirements
- 6. Other Options:** plan as a PDF, view plan history, reset planned courses, view other supplemental requirements, such as NCAA eligibility
- 7. Additional Functionality:** view goals and leave a comment for your counselor
- 8. Navigation Icons:** Hover over each icon to view the name of the requirement. Click on the icon to be taken directly to that requirement page.

The screenshot displays the 'Course Planner' interface for Tina Lujan at SchoolLinks High School. The interface is organized into a grid of course tiles across four grade levels: 2026-2027 (9th grade), 2027-2028 (10th grade), 2028-2029 (11th grade), and 2029-2030 (12th grade). A yellow sidebar on the left contains navigation icons for Home, Student, Explore, Plan, Engage, Career, and College. The top navigation bar includes a 'Comments' button and a 'Submit plan' button. The main content area shows course tiles for various subjects like Math, Social Studies, Science, Physical Education, and Fine Arts. Some tiles are highlighted in red, indicating unmet requirements. Callouts 1 through 8 point to specific features: 1 points to the sidebar, 2 points to the grade level headers, 3 points to a 'Missing prerequisite' alert on a Geometry tile, 4 points to a 'Health Education' tile, 5 points to the 'Credits: 24/24 planned' and 'Requirements: 7/9 met' summary, 6 points to the 'Other Options' button, 7 points to the 'Comments' button, and 8 points to the top navigation icons.

Final Step: Submit Course Plan

The final step in completing your course plan is to submit your plan before the student submission date. The ultimate goal is to submit your plan with minimal to no errors.

1. Click **Submit Plan** on the bottom right-hand corner of the course planner summary page
2. Review any listed errors and click **Fix the errors..** to fix. If you need to submit your plan with errors, you will be required to leave a note explaining why you are submitting your plan with known errors.
3. Click **Submit Plan** to submit



!! Important Note !! This is for planning purposes only and does not replace course registration in Skyward. You will update your plan yearly in Schoolinks.



SQHS Events



URINE- TOWN THE MUSICAL

February 26th, 27th, 28th,
March 5th, 6th, 7th at 7pm
March 1st and 8th at 2pm

Tickets: \$13 General Admission
Available at the door or online
www.squalicumhsdrama.com

Squalicum High School Forum

Book by Greg Kotis

Lyrics by Greg Kotis and Mark Hollmann

Music by Mark Hollmann



ATTENDANCE RAFFLE

This quarter, 3 names will be called on
Fridays every other week to win a prize!
Starting with freshman, then sophomores,

juniors, seniors, and repeat

[ANYONE COULD WIN! HOW?](#)

BE PRESENT

GET TO CLASS ON TIME

FOLLOW 10/10 RULE

LIMIT HALLWAY HANG OUTS

Prizes include Starbucks,


McDonald's, Regal gift cards,

posters, Haggen donuts...


Staff will nominate over the
weeks and ANYONE HERE THAT
FRIDAY can win too. We see your
effort and want you to be
recognized!

Join Mental Health Alliance!!!

Do think mental health is important? Well we do too! Come join Mental Health Alliance!!



Fill out the form
to join!



Lunch with Link

Open to ALL grade levels.

Every A-day Tues. or Wed. during BOTH lunches.


Need a quiet place to study or work on homework?

- Join the mentors in B102.

Looking to play some games or create some art?

- Join the mentors at their table in the Commons!





Squalicum Track and Field needs a team equipment manager, a photographer and a statistician. If you are interested, please reach out to Hoopes. Email or in the gym/B204.



RUNNING START AT WCC

INFORMATION SESSION AT SQHS

March 23rd

**During Storm
in the Forum**

For more information please see
Ms. Cantu in the Counseling ooffice



DIGITAL DOWNLOAD

WHO: High School Girls
WHAT: FREE hands-on training in
CIS, Cybersecurity, Engineering
WHEN: Saturday, April 25
9am-3pm (Lunch Included)




SIGN UP!

Whatcom
COMMUNITY COLLEGE



Whatcom
COMMUNITY COLLEGE



GUYS & GUTS

WHO: High School Boys
WHAT: Enjoy hands-on labs
for students interested in the
medical field
WHEN: Saturday March 7
9am-1:15pm (lunch included)

← Sign up, It's free!

Assisatance League of Bellingham

Summer Enrichment Scholarship

Merit based scholarships for Summer Activities

See Ms. Cantu in
the counseling
office for an
application
packet

