

Rapides Parish School Board

Alexandria, Louisiana

June 30, 2025

**Rapides Parish School Board
Alexandria, Louisiana**

June 30, 2025

Table of Contents

	<u>Exhibit</u>	<u>Page</u>
Introductory Section (unaudited)		
Letter of Transmittal.....		i-iv
Organization Chart.....		v
List of Principal Officials.....		vi
Financial Section		
Independent Auditor’s Report		1-4
Required Supplementary Information - Part I (Unaudited)		5
Management’s Discussion and Analysis.....		6-16
Basic Financial Statements		17
Government-Wide Financial Statements.....		18
Statement of Net Position.....	A	19
Statement of Activities.....	B	20
Fund Financial Statements.....		21
Balance Sheet - Governmental Funds.....	C	22
Reconciliation of Governmental Funds Balance Sheet to the Statement of Net Position.....	D	23
Statement of Revenues, Expenditures, and Changes in Fund Balances - Governmental Funds.....	E	24
Reconciliation of the Statement of Revenues, Expenditures, and Changes in Fund Balances of Governmental Funds to the Statement of Activities.....	F	25
Notes to Basic Financial Statements.....		26-72
Required Supplementary Information - Part II (Unaudited)		73
	<u>Statement</u>	
Schedule of Revenues, Expenditures, and Changes in Fund Balance - Budget and Actual - General Fund.....	G-1	74
Schedule of Revenues, Expenditures, and Changes in Fund Balance - Budget and Actual - School Lunch/Breakfast Fund.....	G-2	75

**Rapides Parish School Board
Alexandria, Louisiana**

June 30, 2025

Table of Contents

	<u>Statement</u>	<u>Page</u>
Schedule of Changes in Total OPEB Liability and Related Ratios.....	H-1	76
Schedule of Employer Contributions - OPEB.....	H-2	77
Teachers' Retirement System of Louisiana (TRSL)		
Schedule of Employer's Share of Net Pension Liability.....	I-1	78-79
Schedule of Employer Contributions.....	I-2	80
Notes to Required Supplemental Information.....	I-3	81
Louisiana School Employees' Retirement System (LSERS)		
Schedule of Employer's Share of Net Pension Liability.....	I-4	82-83
Schedule of Employer Contributions.....	I-5	84
Notes to Required Supplemental Information.....	I-6	85
Louisiana State Employees' Retirement System (LASERS)		
Schedule of Employer's Share of Net Pension Liability.....	I-7	86-87
Schedule of Employer Contributions.....	I-8	88
Notes to Required Supplemental Information.....	I-9	89
Supplementary Information.....		90
Nonmajor Governmental Funds.....		91-97
Combining Financial Statements		
Combining Balance Sheet.....	J-1	98-107
Combining Statement of Revenues, Expenditures, and Changes in Fund Balances.....	J-2	108-117
Combining Balance Sheet - Nonmajor Special Revenue Funds - School Districts Maintenance Funds.....	J-3	118-120
Combining Statement of Revenues, Expenditures, and Changes in Fund Balances - Nonmajor Special Revenue Funds - School Districts Maintenance Funds.....	J-4	121-122
Combining Schedule of Revenues, Expenditures, and Changes in Fund Balances - Budget and Actual - Nonmajor Special Revenue Funds.....	J-5	123-143
Combining Schedule of Revenues, Expenditures, and Changes in Fund Balances - Budget and Actual - Nonmajor Special Revenue Funds - School Districts Maintenance Funds.....	J-6	144-148
Compensation Paid Board Members.....		149
Schedule of Compensation Paid Board Members.....	K	150
Schedule of Compensation, Benefits, and Other Payments to the Agency Head.....	L	151

**Rapides Parish School Board
Alexandria, Louisiana**

June 30, 2025

Table of Contents

Statistical Section (Unaudited)

	<u>Table</u>	<u>Page</u>
Net Position by Component, Last Ten Fiscal Years.....	I	152
Changes in Net Position, Last Ten Fiscal Years.....	II-III	153
Fund Balances, Governmental Funds, Last Ten Fiscal Years.....	IV	154
Changes in Fund Balances, Governmental Funds, Last Ten Fiscal Years.....	V-VII	155
Assessed Value and Actual Value of Taxable Property, Last Ten Fiscal Years.....	VIII	156
Direct and Overlapping Property Tax Rates, Last Ten Fiscal Years.....	IX	157
Parish of Rapides, Principal Taxpayers, Current Year and Nine Years Ago.....	X	158
Property Tax Levies and Collections, Last Ten Tax Years.....	XI	159
Ratios of Outstanding Debt, Last Ten Fiscal Years.....	XII	160
Direct and Overlapping Governmental Activities Debt, As of June 30, 2025.....	XIII	161
Legal Debt Margin Information, Last Ten Fiscal Years.....	XIV	162
Demographic Statistics, Last Ten Fiscal Years.....	XV	163
Principal Employers, Current Year and Nine Years Ago.....	XVI	164
Full-time Equivalent (FTE) Employees, Last Ten Fiscal Years.....	XVII	165
Operating Statistics, Last Ten Fiscal Years.....	XVIII	166
Teacher Base Salaries, Last Ten Fiscal Years.....	XIX	167
School Building Information, Last Ten Fiscal Years.....	XX	168-170



PAYNE, MOORE & HERRINGTON, LLP

CERTIFIED PUBLIC ACCOUNTANTS

Established 1945

Independent Auditor's Report

To the Rapides Parish School Board
Alexandria, Louisiana

Report on the Audit of the Financial Statements

Opinions

We have audited the accompanying financial statements of the governmental activities, each major fund, and the aggregate remaining fund information of the Rapides Parish School Board, Alexandria, Louisiana, as of and for the year ended June 30, 2025, and the related notes to the financial statements, which collectively comprise the School Board's basic financial statements as listed in the table of contents.

In our opinion, the financial statements referred to above present fairly, in all material respects, the respective financial position of the governmental activities, each major fund, and the aggregate remaining fund information of the Rapides Parish School Board, Alexandria, Louisiana, as of June 30, 2025, and the respective changes in financial position for the year then ended in accordance with accounting principles generally accepted in the United States of America.

Basis for Opinions

We conducted our audit in accordance with auditing standards generally accepted in the United States of America and the standards applicable to financial audits contained in *Government Auditing Standards* issued by the Comptroller General of the United States. Our responsibilities under those standards are further described in the Auditor's Responsibilities for the Audit of the Financial Statements section of our report. We are required to be independent of the Rapides Parish School Board and to meet our other ethical responsibilities, in accordance with the relevant ethical requirements relating to our audit. We believe that the audit evidence we have obtained is sufficient and appropriate to provide a basis for our audit opinions.

Responsibilities of Management for the Financial Statements

Management is responsible for the preparation and fair presentation of the financial statements in accordance with accounting principles generally accepted in the United States of America, and for the design, implementation, and maintenance of internal control relevant to the preparation and fair presentation of financial statements that are free from material misstatement, whether due to fraud or error.

Rebecca B. Morris, C.P.A.
Michael A. Juneau, C.P.A.
Cindy L. Humphries, C.P.A.

Rebecca G. Nation, C.P.A.
Evelyn T. Renfrow, C.P.A.
Kayla G. Holloway, C.P.A.

1



1419 Metro Drive • P.O. Box 13200
Alexandria, LA 71315-3200
Ph: (318) 443-1893 • Fax: (318) 443-2515



PAYNE, MOORE & HERRINGTON, LLP

To the Rapides Parish School Board
Alexandria, Louisiana

In preparing the financial statements, management is required to evaluate whether there are conditions or events, considered in the aggregate, that raise substantial doubt about the Rapides Parish School Board's ability to continue as a going concern for twelve months beyond the financial statement date, including any currently known information that may raise substantial doubt shortly thereafter.

Auditor's Responsibilities for the Audit of the Financial Statements

Our objectives are to obtain reasonable assurance about whether the financial statements as a whole are free from material misstatement, whether due to fraud or error, and to issue an auditor's report that includes our opinions. Reasonable assurance is a high level of assurance but is not absolute assurance and therefore is not a guarantee that an audit conducted in accordance with generally accepted auditing standards and *Government Auditing Standards* will always detect a material misstatement when it exists. The risk of not detecting a material misstatement resulting from fraud is higher than for one resulting from error, as fraud may involve collusion, forgery, intentional omissions, misrepresentations, or the override of internal control. Misstatements are considered material if there is a substantial likelihood that, individually or in the aggregate, they would influence the judgment made by a reasonable user based on the financial statements.

In performing an audit in accordance with generally accepted auditing standards and *Government Auditing Standards*, we:

- Exercise professional judgment and maintain professional skepticism throughout the audit.
- Identify and assess the risks of material misstatement of the financial statements, whether due to fraud or error, and design and perform audit procedures responsive to those risks. Such procedures include examining, on a test basis, evidence regarding the amounts and disclosures in the financial statements.
- Obtain an understanding of internal control relevant to the audit in order to design audit procedures that are appropriate in the circumstances, but not for the purpose of expressing an opinion on the effectiveness of the Rapides Parish School Board's internal control. Accordingly, no such opinion is expressed.
- Evaluate the appropriateness of accounting policies used and the reasonableness of significant accounting estimates made by management, as well as evaluate the overall presentation of the financial statements.
- Conclude whether, in our judgment, there are conditions or events, considered in the aggregate, that raise substantial doubt about the Rapides Parish School Board's ability to continue as a going concern for a reasonable period of time.



PAYNE, MOORE & HERRINGTON, LLP

To the Rapides Parish School Board
Alexandria, Louisiana

We are required to communicate with those charged with governance regarding, among other matters, the planned scope and timing of the audit, significant audit findings, and certain internal control-related matters that we identified during the audit.

Required Supplementary Information

Accounting principles generally accepted in the United States of America require that the management's discussion and analysis, budgetary comparison information, schedule of changes in total OPEB liability and related ratios, schedules of employer's share of net pension liabilities, schedules of employer contributions, and notes to the required supplementary information labeled "Required Supplementary Information" in the table of contents (Part I and Part II) be presented to supplement the basic financial statements. Such information is the responsibility of management and, although not a part of the basic financial statements, is required by the Governmental Accounting Standards Board who considers it to be an essential part of financial reporting for placing the basic financial statements in an appropriate operational, economic, or historical context. We have applied certain limited procedures to the required supplementary information in accordance with auditing standards generally accepted in the United States of America, which consisted of inquiries of management about the methods of preparing the information and comparing the information for consistency with management's responses to our inquiries, the basic financial statements, and other knowledge we obtained during our audit of the basic financial statements. We do not express an opinion or provide any assurance on the information because the limited procedures do not provide us with sufficient evidence to express an opinion or provide any assurance.

Supplementary Information

Our audit was conducted for the purpose of forming opinions on the financial statements that collectively comprise the Rapides Parish School Board's basic financial statements. The accompanying nonmajor governmental funds combining financial statements, schedule of compensation paid board members, and schedule of compensation, benefits, and other payments to the agency head labeled "Supplementary Information" in the table of contents are presented for purposes of additional analysis and are not a required part of the basic financial statements. Such information is the responsibility of management and was derived from and relates directly to the underlying accounting and other records used to prepare the basic financial statements. The information has been subjected to the auditing procedures applied in the audit of the basic financial statements and certain additional procedures, including comparing and reconciling such information directly to the underlying accounting and other records used to prepare the basic financial statements or to the basic financial statements themselves, and other additional procedures in accordance with auditing standards generally accepted in the United States of America. In our opinion, the supplementary information is fairly stated, in all material respects, in relation to the basic financial statements as a whole.



PAYNE, MOORE & HERRINGTON, LLP

To the Rapides Parish School Board
Alexandria, Louisiana

Other Information

Management is responsible for the other information included in the annual report. The other information comprises the introductory and statistical sections but does not include the basic financial statements and our auditor's report thereon. Our opinions on the basic financial statements do not cover the other information, and we do not express an opinion or any form of assurance thereon.

In connection with our audit of the basic financial statements, our responsibility is to read the other information and consider whether a material inconsistency exists between the other information and the basic financial statements, or the other information otherwise appears to be materially misstated. If, based on the work performed, we conclude that an uncorrected material misstatement of the other information exists, we are required to describe it in our report.

Other Reporting Required by Government Auditing Standards

In accordance with *Government Auditing Standards*, we have also issued our report dated December 18, 2025, on our consideration of the Rapides Parish School Board's internal control over financial reporting and on our tests of its compliance with certain provisions of laws, regulations, contracts, and grant agreements and other matters. The purpose of that report is solely to describe the scope of our testing of internal control over financial reporting and compliance and the results of that testing, and not to provide an opinion on the effectiveness of Rapides Parish School Board's internal control over financial reporting or on compliance. That report is an integral part of an audit performed in accordance with *Government Auditing Standards* in considering Rapides Parish School Board's internal control over financial reporting and compliance.

Payne, Moore & Herrington, LLP

Certified Public Accountants
Alexandria, Louisiana

December 18, 2025

**Required Supplementary Information - Part I
(Unaudited)**

Management's Discussion and Analysis

Rapides Parish School Board Management's Discussion and Analysis (MD&A)

This discussion and analysis is intended to serve as an introduction to Rapides Parish School Board's basic financial statements. The basic financial statements consist of three components: Government-Wide Financial Statements, Fund Financial Statements, and Notes to Basic Financial Statements.

Financial Highlights

- The School Board's liabilities exceeded its assets by \$256.6 million (deficit net position) for the year ended June 30, 2025. This compares to liabilities exceeding assets by \$305.3 million (deficit net position) for the previous year.
- Total net position at June 30, 2025, consists of the following:
 - Net investment in capital assets of \$116.3 million, which consists of property and equipment, net of accumulated depreciation, and reduced for outstanding debt related to the construction or purchase of capital assets.
 - Net position of \$172.8 million is restricted from outside sources, such as grantors, tax propositions approved by the voters, etc.
 - Unrestricted net position reflects \$545.7 million deficit.
- The School Board's governmental funds reported fund balances of \$259.7 million this year, compared to \$272.0 million for the previous year.
- At June 30, 2025, the General Fund had a \$76.1 million fund balance, an increase of \$6.4 million from the previous year.

Government-Wide Financial Statements

The Government-Wide Financial Statements provide a broad view of the School Board's operations. The Statement of Net Position and the Statement of Activities, which appear first in the School Board's financial statements, report information on the School Board as a whole and its activities in a manner which is similar to a private-sector business. These statements include all assets and liabilities and are prepared using the accrual basis of accounting. All of the current year's revenues and expenses are taken into account regardless of when cash is received or paid.

The Statement of Net Position presents all of the School Board's assets and liabilities, with the difference between the two reported as "net position". Over time, increases or decreases in the School Board's net position may serve as a useful indicator of whether the School Board's financial position is improving or deteriorating. The Statement of Activities presents information showing how the School Board's net position changed during the most recent fiscal year. All changes in net position are reported as soon as the underlying event giving rise to the change occurs, regardless of the timing of related cash flows. Thus, revenues and expenses are reported in this statement for some items that will not result in cash flows until future fiscal periods, e.g., earned but unused sick leave.

The Statement of Net Position and Statement of Activities report the governmental activities of the School Board. All of the School Board's services are reported here, including instruction, support services, school food service, community service, and debt service.

Fund Financial Statements

Governmental Funds

The School Board's Fund Financial Statements follow the Government-Wide statements and provide detailed information about the School Board's most significant funds, not the School Board as a whole.

**Rapides Parish School Board
Management's Discussion and Analysis (MD&A)**

Some funds are required to be established by State law and by bond covenants. However, the School Board establishes many other funds to help it control and manage money for particular purposes or to show that it is meeting legal responsibilities for using certain taxes, grants, and other money, e.g., grants from the U.S. Department of Education.

All of the School Board's services are reported in governmental funds which focus on showing how money flows into and out of funds and the balances left at year-end that are available for spending. They are reported using an accounting method called modified accrual accounting, which measures cash and all other financial assets that can readily be converted to cash. The governmental fund statements provide a detailed short-term view of the School Board's operations and the services it provides. Governmental fund information helps the reader determine whether there are more or fewer financial resources that can be spent in the near future to finance the School Board's programs. The relationship (or difference) between governmental activities reported in the Statement of Net Position and the Statement of Activities and governmental funds is reconciled in the financial statements.

Notes to the Basic Financial Statements

The notes provide additional information that is essential to a full understanding of the data provided in the Government-Wide and the Fund Financial Statements and are located after the Basic Financial Statements.

Government-Wide Financial Analysis

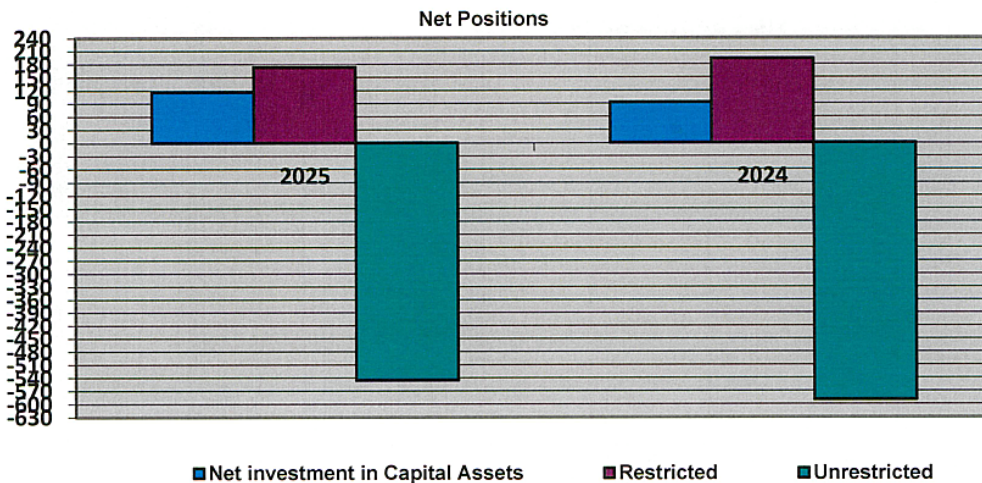
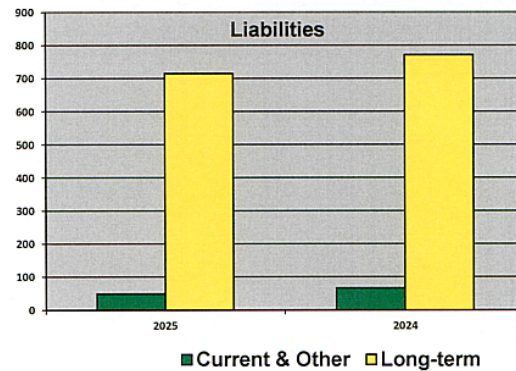
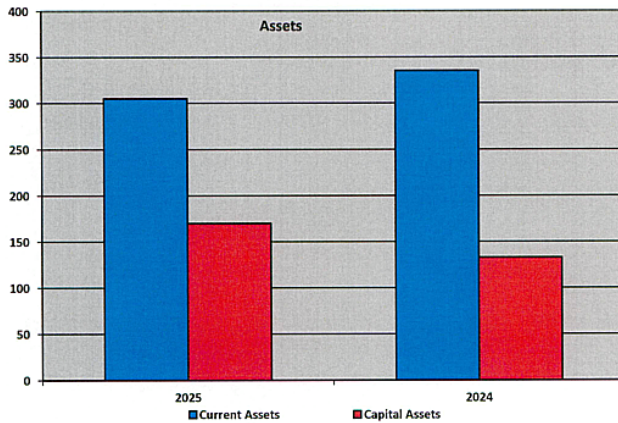
The following table presents the Statement of Net Position in a condensed manner and gives comparisons to the previous year.

Net Position As of June 30, 2025 and 2024 (in millions)				
	2025	2024	Amount of Change Increase/ (Decrease)	Percentage Change Increase/ (Decrease)
Assets				
Current and other assets	\$ 305.1	\$ 335.2	\$ (30.1)	(9.0) %
Capital assets	169.8	132.7	37.1	28.0 %
Total Assets	\$ 474.9	\$ 467.9	\$ 7.0	1.5 %
Deferred Outflows of Resources				
Deferred charge on refunding	\$ 0.8	\$ 0.9	\$ (0.1)	(11.1)%
Deferred outflow of OPEB (31.7)%	43.4	63.5	(20.1)	
Deferred outflow of pension resources	82.8	87.2	(4.4)	(5.0)%
Total Deferred Outflows of Resources	\$ 127.0	\$ 151.6	\$ (24.6)	(16.2)%
Liabilities				
Current and other liabilities	\$ 47.7	\$ 65.4	\$ (17.7)	(27.1)%
Long-term liabilities	714.9	777.1	(62.2)	(8.0)%
Total Liabilities	\$ 762.6	\$ 842.5	\$ (79.9)	(9.5)%

**Rapides Parish School Board
Management's Discussion and Analysis (MD&A)**

	<u>2025</u>	<u>2024</u>	<u>Amount of Change Increase/ (Decrease)</u>	<u>Percentage Change Increase/ (Decrease)</u>
Deferred Inflow of Resources				
Deferred inflow of OPEB	\$ 80.9	\$ 65.2	\$ 15.7	24.1 %
Deferred inflow of pension resources	15.1	17.1	(2.0)	(11.7)%
Total Deferred Inflow of Resources	<u>\$ 96.0</u>	<u>\$ 82.3</u>	<u>\$ 13.7</u>	<u>16.6 %</u>
Net Position				
Net investment in capital assets	\$ 116.3	\$ 92.7	\$ 23.6	25.5 %
Restricted	172.8	192.6	(19.8)	(10.3)%
Unrestricted	(545.7)	(590.6)	44.9	7.6 %
Total Net Position	<u>\$ (256.6)</u>	<u>\$ (305.3)</u>	<u>\$ 48.7</u>	<u>16.0 %</u>

The following tables show graphically changes in assets, liabilities, and net position between the present and previous fiscal years.



**Rapides Parish School Board
Management's Discussion and Analysis (MD&A)**

Current assets decreased during 2025 due to the net effect of significant decreases in certificates of deposit and investments, receivables, prepaid expenses, and restricted cash and cash equivalents with a minor decrease in inventories as well as a significant increase in restricted assets investments and a minor increase in cash and cash equivalents. Capital assets increased during 2025 due to the net effect of significant increases in buildings and improvements and furniture and equipment and decreases in construction in progress and right-to-use subscription while right-to-use lease asset remained constant. Deferred outflows of resources decreased due to the recording of OPEB. Current and other liabilities decreased significantly as a result of significant decreases in bank overdraft, accounts payable, contracts payable, and unearned revenues with salaries and employee benefits payable and arbitrage rebate payable increasing slightly and accrued interest payable remaining constant. In addition, long term liabilities decreased significantly due to the net effect of significant decreases in net pension liability, net OPEB liability and other long-term liabilities with long term liabilities due within a year increasing. Consequently, deferred inflow of resources increased significantly due to the impact of GASB 75. Net position increased significantly due to significant increases in net investment in capital assets and unrestricted assets and a decrease in restricted assets. The significant increase in unrestricted assets is a result of normal operations.

The results of this year's operations for the School Board as a whole are reported in the Statement of Activities. The following table presents the information from that statement and rearranges it to present a slightly different perspective.

**Changes in Net Position
For the Fiscal Years Ended June 30, 2025 and 2024
(in millions)**

	<u>2025</u>	<u>2024</u>	<u>Amount of Change Increase/ (Decrease)</u>	<u>Percentage Change Increase/ (Decrease)</u>
Revenues				
Program revenues:				
Charges for services	\$ 1.4	\$ 0.8	\$ 0.6	75.0 %
Operating grants and contributions	88.0	114.3	(26.3)	(23.0) %
Capital grants and contributions	4.3	5.8	(1.5)	(25.9) %
General revenues:				
Property taxes	58.9	57.9	1.0	1.7 %
Sales taxes	73.1	69.0	4.1	5.9 %
Grants and contributions not restricted to specific programs:				
Minimum Foundation Program	138.6	138.5	0.1	0.1 %
State revenue sharing	0.8	0.8	-	- %
Other unrestricted taxes	2.8	2.7	0.1	3.7 %
Other revenues:				
Unrestricted investment earnings	12.5	12.9	(0.4)	(3.1) %
Gain (loss) on sale of asset	(1.0)	(0.2)	(0.8)	(400.0) %
Other	0.1	0.1	-	- %
Total Revenues	<u>379.5</u>	<u>402.6</u>	<u>(23.1)</u>	<u>(5.7) %</u>

**Rapides Parish School Board
Management's Discussion and Analysis (MD&A)**

	<u>2025</u>	<u>2024</u>	<u>Amount of Change Increase/ (Decrease)</u>	<u>Percentage Change Increase/ (Decrease)</u>
Functions/Program Expenses:				
Current:				
Instruction:				
Regular programs	118.0	126.9	(8.9)	(7.0)%
Special education programs	35.6	36.4	(0.8)	(2.2)%
Vocational programs	7.5	7.7	(0.2)	(2.6)%
Other instructional programs	10.6	12.7	(2.1)	(16.5)%
Special programs	22.1	21.8	0.3	1.4 %
Adult and continuing education programs	0.1	0.1	-	- %
Support services:				
Student services	16.0	16.5	(0.5)	(3.0)%
Instructional staff support	17.0	18.8	(1.8)	(9.6)%
General administration	7.2	9.2	(2.0)	(21.7)%
School administration	17.3	18.0	(0.7)	(3.9)%
Business services	2.4	2.3	0.1	4.3 %
Plant services	26.7	26.8	(0.1)	(0.4)%
Student transportation services	16.2	20.7	(4.5)	(21.7)%
Central services	3.2	3.1	0.1	3.2 %
Other support services	-	-	-	- %
Food services	21.6	21.6	-	- %
Community service programs	0.2	0.2	-	- %
Debt service:				
Interest and fiscal charges	8.9	7.6	1.3	17.1 %
Total expenses	<u>330.6</u>	<u>350.4</u>	<u>(19.8)</u>	<u>(5.7)%</u>
Increase (decrease) in net position	48.9	52.2	(3.3)	(6.3)%
Beginning net position	(305.3)	(357.5)	52.2	14.6 %
Prior period adjustment	(0.2)	-	(0.2)	- %
Ending net position	<u>\$ (256.6)</u>	<u>\$ (305.3)</u>	<u>\$ 48.7</u>	<u>16.0 %</u>

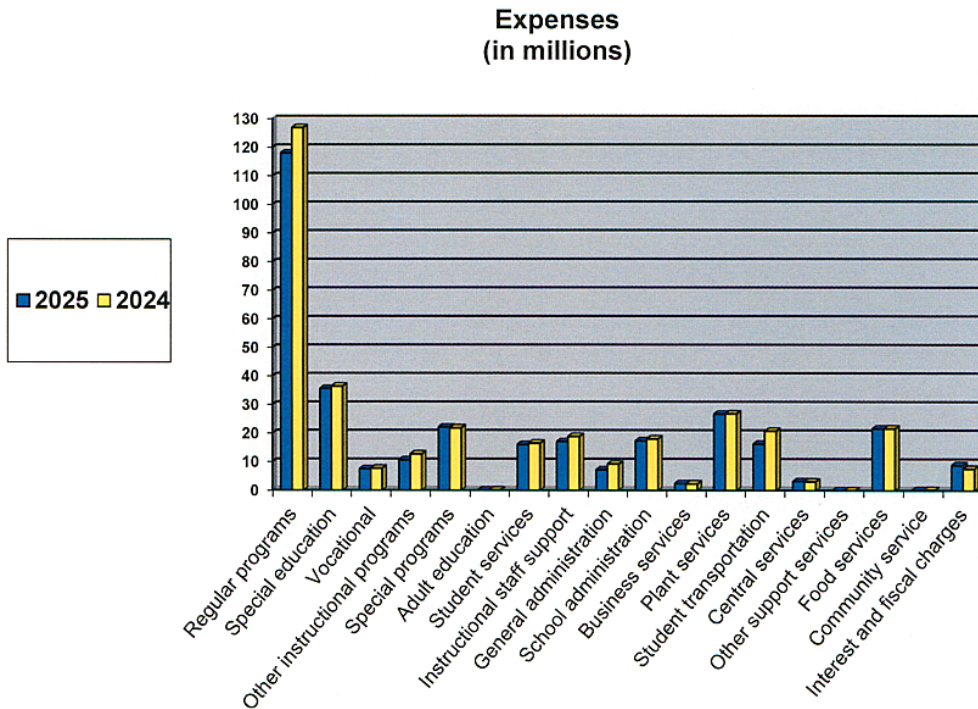
The most significant change in revenues, when compared to the previous year was the net decrease in program revenues by \$27.2 million which was due to operating grants and contributions decreasing by \$26.3 million and capital grants and contributions decreasing by \$1.5 million and charges for services increasing by \$0.6 million. General revenues increased by \$5.1 million with property taxes and sales taxes increasing by \$1.0 million and \$4.1 million respectively. Grants and contributions not restricted to specific programs increased by \$0.2 million with Minimum Foundation Program increasing by \$0.1 million and other unrestricted taxes increasing by \$0.1 million. Other revenues decreased by \$1.2 million which was due to unrestricted investment earnings decreasing by \$0.4 million and gain (loss) on sales of capital assets decreasing by \$0.8 million.

Program expenses for instructional programs and support services decreased from prior year by \$21.1 million. Instructional programs decreased by \$11.7 million with regular programs, other instructional programs, special education programs, and vocational programs decreasing by \$8.9 million, \$2.1 million, \$0.8 million, and \$0.2 million, respectively and special programs increasing by \$0.3 million. Program expenses for support services decreased by \$9.4 million which was the net result of decreases in student

**Rapides Parish School Board
Management's Discussion and Analysis (MD&A)**

transportation services, general administration, instructional staff support, school administration, student services, and plant services by \$4.5 million, \$2.0 million, \$1.8 million, \$0.7 million, \$0.5 million, and \$0.1 million, respectively and increases in business services and central services by \$0.1 million each. Debt services increased by \$1.3 million while food services and community service programs remained constant.

Following is a chart comparing expenses, by major category, for the current and immediately preceding year.



Individual Funds Analysis

As previously discussed, governmental funds are reported in the fund statements with a short-term, inflow and outflow of spendable resources focus. This information is useful in assessing resources available at the end of the year in comparison with upcoming financing requirements. Governmental funds reported ending fund balances of \$259.7 million. Of this amount, approximately \$71.4 million is unassigned, indicating its availability to fund future services.

The General Fund showed an increase in fund balance from the previous year. The June 30, 2025 fund balance for the General Fund is equal to approximately 30.2% of total General Fund revenues and other financing sources, increasing from the previous year. The School Board's General Fund is primarily driven by personnel with salaries and benefits comprising 88.5% of the expenditures.

The School Lunch/Breakfast Fund balance showed an increase in fund balance of approximately \$1.2 million or 12.0% when compared to the previous year. The School Lunch/Breakfast Fund's increase can be attributed mainly to the net effect of the increases in revenues from federal sources and local sources and increases in expenditures for general operation of the program.

**Rapides Parish School Board
Management's Discussion and Analysis (MD&A)**

General Fund Budget

A schedule showing the School Board's original and final budget amounts compared with actual amounts is provided later in this report as Required Supplementary Information. Following are the amendments to the 2024-2025 General Fund original budget.

Budget Amendments

The General Fund budget was amended during the year to reflect adjustments in revenues, expenditures and other financing sources (uses). Instructional programs were increased by \$0.5 million with regular education programs, vocational programs, and special education programs increases of \$0.3 million, \$0.2 million, and \$0.1 million, respectively while special programs decreased by \$0.1 million and other instructional programs remained constant. Support services were increased by \$0.7 million which was the net result of increases in student services, student transportation services, and business services of \$0.4 million, \$0.4 million, and \$0.1 million, respectively and a decrease in plant services of \$0.2 million. Instructional staff support, general administration, school administration, central services, other support services remained the same. Food services were decreased by \$0.1 million and capital outlay was increased by \$0.1 million, while community services and debt service remained the same. Revenues were increased by \$0.5 million which is the result of increases in sales taxes by \$0.8 million, other state sources by \$0.7 million, other local sources by \$0.3 million, ad valorem taxes by \$0.2 million, interest earnings by \$0.2 million and decreases in state equalization funds by \$1.5 million and federal sources by \$0.2 million. Other financing sources reflected an increase of \$0.5 million as a result of an increase in transfers in. Other financing uses reflected a decrease in transfer out of \$0.1 million and an increase in transfer out to other LEAs of \$0.3 million. In addition, other local revenue and charges for services reflected minor or no change in budget. Additional budget adjustments were made within program functions which reflected a zero change for the overall program.

Budget Variances

Actual operating results reflect the following which are the more significant differences between the General Fund final amended budget and actual amounts. The largest budget variance in revenues and other financing sources was the increase of \$0.7 million in local revenues. Local revenues increased by \$0.7 million as a result of increases in interest earnings by \$0.3 million, ad valorem taxes by \$0.2 million, and sales taxes by \$0.2 million. Other financing sources decreased by \$0.5 million which were transfers in. State revenues increased by \$0.1 million with an increase in other state revenues by \$0.1 million and Equalization remained constant. Federal revenues remained as budgeted.

Actual expenses for instructional programs were \$3.5 million less than budgeted with regular programs, vocational programs, special programs, other instructional, and special education programs being less than budgeted by \$1.8 million, \$0.7 million, \$0.6 million, \$0.3 million, and \$0.1 million, respectively. Actual expenses for support services were \$3.2 million less than budgeted with the largest contributing factor plant services at \$1.4 million less than budgeted. Actual expenses for student transportation services, central services, general administration, instructional staff support, school administration, and business were less than budgeted by \$0.5 million, \$0.5 million, \$0.3 million, \$0.2 million, \$0.2 million, and \$0.1 million respectively. Transfers out were \$1.4 million less than budgeted and capital outlay expenses were \$0.2 million less than budgeted, while debt service was \$0.1 million more than budgeted.

**Rapides Parish School Board
Management's Discussion and Analysis (MD&A)**

The previously mentioned variances between the final budget and actual amounts are summarized as follows.

<u>Revenues and Other Financing Sources</u>	Variance - Positive (Negative) (in millions)
Ad valorem taxes	\$ 0.2
Sales taxes	0.2
Interest earnings	0.3
Other state sources	0.1
Transfers in	(0.5)
Total - Revenues and Other Financing Sources	<u>\$ 0.3</u>
<u>Expenditures and Other Financing Uses</u>	Variance - Positive (Negative) (in millions)
Instructional programs	\$ 3.5
Support and other programs	3.2
Capital outlay	0.2
Debt service	(0.1)
Transfers out and other LEAs	1.4
Total - Expenditures and Other Financing Uses	<u>\$ 8.2</u>

Capital Asset and Debt Administration

Capital Assets

At June 30, 2025, the School Board had \$169.8 million (net of depreciation) invested in a broad range of capital assets and leased assets, including land, buildings, and furniture and equipment. This amount increased from the previous year. Nondepreciable capital assets remained constant at \$5.3 million while construction in progress decreased to \$25.2 million due to completion of capital outlay project from bond proceeds. As a net result of completed construction projects and purchases, building and improvements increased to \$115.1 million, while furniture and equipment increased to \$24.2 million. In addition, amortizable right-to-use lease assets remained constant and right-to-use subscription assets decreased by \$0.1 million.

The following table shows capital assets, net of depreciation for this year compared to last year's amounts.

	(Millions)	
Capital Assets at Year-End	<u>2025</u>	<u>2024</u>
Land	\$ 5.3	\$ 5.4
Construction in progress	25.2	33.2
Buildings and improvements	115.1	74.4
Furniture and equipment	24.2	19.7
Right-to-use subscription assets	-	0.1
Totals	<u>\$ 169.8</u>	<u>\$ 132.8</u>

**Rapides Parish School Board
Management's Discussion and Analysis (MD&A)**

At June 30, 2025, the capital projects funds remaining from bond issues have \$112.6 million of unexpended bond proceeds.

Debt Administration

At June 30, 2025, the School Board had \$158,781,000 general obligation bonds and \$305,000 certificates of indebtedness outstanding with maturities from 2025-2044 and interest rates ranging from 0.3% to 4.22%. Under state law, the School Board is legally restricted from incurring long-term bonded debt in excess of 35% of the assessed value of taxable property. At June 30, 2025, the School Board's bonded debt of \$158,781,000 was well below the legal limit of \$496,926,965.

Notes 9 and 10 to the financial statements provide more detailed information on capital assets and long-term debt activity.

Economic Factors and Next Year's Budgets and Rates

The significant changes which impact the succeeding year's budget for expenditures are the increase in costs for employee salaries and benefits of \$1.3 million and the increase in costs for non-employee expenditures of \$2.0 million. Expenditures for employee salaries and benefits were increased by \$0.4 million for employee salaries and \$1.9 million for hospitalization benefits and decreased by \$1.0 million for retirement benefits. The budget for employee salaries included the continuation of the one-time salary supplement approved by the State as well as an increase of \$0.4 million for minor staffing adjustments and an increase in substitute pay for teachers. The budget for health insurance for active employees and retired employees increased by \$1.9 million for an estimated mid-year premium increase of 6.0% effective January 1, 2026. The decrease of \$1.0 million in employer's contributions for retirement benefits was due to a reduction in rate for all retirement systems for 2025-2026. The budgets for non-employee expenditures were increased by \$0.7 million which was the net effect of increases in instructional expenditures of \$0.3 million and non-instructional expenditures of \$0.4 million. The budgets for instructional expenditures were adjusted for dedicated expenditures funded by LDOE and expenditures that were previously paid by ESSER funds. The net increase of \$0.3 million to instructional expenditures is the net result of an increase for Differentiated Compensation of \$0.3 million and decreases for Supplemental Course Allocation (SCA) and Career Development Funds (CDF) of \$0.1 million each. In addition, the General Fund instructional subscriptions for online services increased \$0.2 million. These subscriptions were previously paid by ESSER funds. The budgets for non-employee expenditures were adjusted by an increase of \$0.4 million which was the net result of an increase of \$0.2 million for the additional funding for purchase of school buses for student transportation and decreases of \$0.2 million for property and liability insurances as well as a net increase in transfers out of \$0.4 million for workers' compensation and utilities to maintenance funds. Budgets for all other non-employee expenditures remained constant from prior year with minor adjustments between program functions. The significant changes in revenues for 2025-2026 for the general fund is the decrease of \$1.2 million in indirect costs as a result of the elimination of the ESSER funds and Head Start grant. Local revenues were increased by \$1.3 million for increases in property taxes and sales taxes of \$0.8 million and \$0.5 million, respectively. Other revenues from local sources for E-rate reimbursement and interest earnings remained constant from prior year. State sources were decreased by \$0.8 for State restricted funds for differentiated compensation which were not allocated at the time of the adoption of the budget. The budget for the Minimum Foundation Program was budgeted at the same amount as prior year due to anticipated loss of students for 2025-2026. Federal revenue budgets remained constant from prior year. Other sources were increased by \$0.9 million as a result of increased sales tax collections transferred in from the three sales tax funds for salaries and benefits. The tax roll for 2025 property taxes has been released and shows a 2.5% increase in parish wide taxable assessed values compared to the previous

**Rapides Parish School Board
Management's Discussion and Analysis (MD&A)**

year. Sales taxes for the first quarter of the School Board's 2025-2026 fiscal year were 5.1% greater than the revenues over the same period in the previous year. In addition, the School Board's financial statements for 2024-2025 were impacted by GASB 68 and GASB 75 with regards to the liability for pension and other post-employment benefits. Management feels certain that these liabilities will continue to impact the School Board's financial statements for 2025-2026 and future years.

The School Board levied 191.76 mills in renewable and constitutional ad valorem taxes for the 2025-2026 fiscal year, this levy remained the same from the prior year. Renewable taxes are at a set rate approved by the electorate, except for statutorily provided roll up and roll back provisions during reassessment, every four years. Levies for debt service on bond issues amounted to 189.3 mills, an increase from the 182.00 mills levied the previous year. This increase is the net result of the issuance of \$27.0 million of General Obligation Bonds passed by the voters of District 52 for renovations and capital improvements of schools in District 52 as well as several bond issues nearing maturity. State law provides that bond millages may be adjusted up or down in order to collect sufficient taxes to service bonded debt. Several of the debt service funds have accumulated balances sufficient to service the debt with a lowered millage for the foreseeable future and, therefore, their debt service millages were reduced for the 2025-2026 year. Additionally, some districts have bond issues that are nearing the end of their term.

Contacting the School Board's Financial Management

This financial report is designed to provide a general overview of the School Board's finances for all those with an interest in the School Board's finances. Questions about this report or requests for additional information should be addressed to Elizabeth A. Domite, Chief Financial Officer, Rapides Parish School Board, P. O. Box 7117, Alexandria, LA 71306, telephone number (318) 487-0888.

Basic Financial Statements

**Government-Wide
Financial Statements**

**Rapides Parish School Board
Alexandria, Louisiana
Statement of Net Position
Governmental Activities
June 30, 2025**

Exhibit A

Assets		
Cash and cash equivalents		\$ 43,185,498
Certificates of deposit and investments		220,728,102
Receivables		19,954,986
Inventories		363,964
Prepaid expenses		446,424
Restricted assets		
Cash and cash equivalents	7,229,639	
Investments	<u>13,226,490</u>	20,456,129
Capital assets, net of depreciation and amortization		
Nondepreciable		
Land and improvements	5,340,676	
Construction in progress	25,188,622	
Depreciable		
Buildings and improvements	115,099,079	
Furniture and equipment	24,186,255	
Amortizable		
Right-to-use lease asset	<u>5,355</u>	<u>169,819,987</u>
Total Assets		<u>474,955,090</u>
Deferred Outflows of Resources		
Deferred charge on refunding		760,000
Deferred outflow of other postemployment benefit resources		43,400,346
Deferred outflow of pension resources		<u>82,831,369</u>
Total Deferred Outflows of Resources		<u>126,991,715</u>
Liabilities		
Salaries and employee benefits payable		35,604,817
Accounts payable		2,558,740
Contracts payable		2,214,907
Accrued interest payable		2,259,742
Unearned revenue		2,314,500
Arbitrage rebate payable		2,730,981
Long-term liabilities		
Due within one year	18,291,097	
Due in more than one year		
Net other postemployment benefit liability	277,463,891	
Net pension liability	243,961,569	
Other	<u>175,185,285</u>	<u>714,901,842</u>
Total Liabilities		<u>762,585,529</u>
Deferred Inflows of Resources		
Deferred inflow of other postemployment benefit resources		80,921,699
Deferred inflow of pension resources		<u>15,068,535</u>
Total Deferred Inflows of Resources		<u>95,990,234</u>
Net Position		
Net investment in capital assets		116,331,629
Restricted for		
Salaries and related benefits		8,572,128
National forest educational opportunity		868,272
Other special purposes		28,348,083
School activities		4,212,684
Debt service		18,144,201
Capital projects		112,603,033
Permanent fund - nonexpendable		3,000
Permanent fund - expendable		12,883
Unrestricted		<u>(545,724,871)</u>
Total Net Position		<u>\$ (256,628,958)</u>

The accompanying notes are an integral part of the basic financial statements.

**Rapides Parish School Board
Alexandria, Louisiana
Statement of Activities
Governmental Activities
Year Ended June 30, 2025**

Exhibit B

	<u>Expenses</u>	<u>Program Revenue</u>		<u>Capital Grants and Contributions</u>	<u>Net (Expense) Revenue and Changes in Net Position</u>
		<u>Charges for Services</u>	<u>Operating Grants and Contributions</u>		
Functions/Programs					
Current					
Instruction					
Regular programs	\$ 118,047,751	\$ -	\$ 23,802,074	\$ -	\$ (94,245,677)
Special education programs	35,653,263	291,138	6,096,228	-	(29,265,897)
Vocational programs	7,492,702	-	1,334,355	-	(6,158,347)
Other instructional programs	10,583,568	-	10,206,520	-	(377,048)
Special programs	22,085,068	-	28,296,633	-	6,211,565
Adult and continuing education programs	59,622	-	-	-	(59,622)
Support services					
Student services	15,980,892	885,333	151,528	-	(14,944,031)
Instructional staff support	17,054,109	-	1,706,852	-	(15,347,257)
General administration	7,256,973	-	-	-	(7,256,973)
School administration	17,262,939	-	-	-	(17,262,939)
Business services	2,378,435	-	-	-	(2,378,435)
Plant services	26,682,066	-	-	66,600	(26,615,466)
Student transportation services	16,193,647	-	250	4,250,000	(11,943,397)
Central services	3,157,083	-	-	-	(3,157,083)
Other support services	4,903	-	-	-	(4,903)
Food services	21,607,313	158,014	16,364,960	-	(5,084,339)
Community service programs	225,870	31,636	-	-	(194,234)
Debt service					
Interest and fiscal charges	8,877,439	-	-	-	(8,877,439)
Total Governmental Activities	\$ 330,603,643	\$ 1,366,121	\$ 87,959,400	\$ 4,316,600	(236,961,522)
General Revenues					
Taxes					
Property taxes, levied for general purposes					43,845,361
Property taxes, levied for debt service purposes					15,025,172
Sales tax, levied for general purposes					18,270,208
Sales tax, levied for salaries and related benefits					54,810,129
Other unrestricted taxes					2,774,447
Grants and contributions not restricted to specific programs					
Minimum foundation program					138,650,132
State revenue sharing					820,496
Rentals, leases, and royalties					6,946
Federal e-rate					465,032
Unrestricted investment earnings					12,524,580
Miscellaneous					107,173
Legal settlement					60,000
Bond premium					382,426
Gain (loss) on sale or disposal of asset					(998,528)
Local revenue transfers - other LEAs					(908,318)
Total General Revenues					285,835,256
Change in Net Position					48,873,734
Net Position, Beginning of Year, As Restated					(305,502,692)
Net Position, End of Year					\$ (256,628,958)

The accompanying notes are an integral part of the basic financial statements.

Fund Financial Statements

**Rapides Parish School Board
Alexandria, Louisiana
Balance Sheet
Governmental Funds
June 30, 2025**

	General Fund	School Lunch/Breakfast Fund	District No. 62 Capital Projects Fund 2024	District No. 62 Capital Projects Fund 2023	District No. 62 Capital Projects Fund 2022	Other Governmental Funds	Total Governmental Funds
Assets							
Cash and cash equivalents	\$ 13,889,341	\$ 11,420,461	\$ 197,355	\$ 513,014	\$ 46,442	\$ 17,118,885	\$ 43,185,498
Certificates of deposit and investments	79,980,970	-	28,579,714	35,892,416	17,779,414	58,495,588	220,728,102
Receivables	4,024,491	377,158	-	-	-	15,553,337	19,954,986
Due from other funds	4,955,369	7,555	-	-	-	112,051	5,074,975
Interfund receivables	9,080,000	-	-	-	-	2,956,497	12,036,497
Inventories	-	363,964	-	-	-	-	363,964
Prepaid expenses	11,565	-	-	-	-	434,859	446,424
Restricted assets	33,062	-	-	-	-	20,456,129	20,456,129
Total Assets	\$ 111,974,798	\$ 12,169,138	\$ 28,777,069	\$ 36,405,430	\$ 17,825,856	\$ 115,094,284	\$ 322,246,575
Liabilities and Fund Balances							
Liabilities							
Salaries and employee benefits payable	\$ 35,604,817	-	-	-	-	-	\$ 35,604,817
Accounts payable	246,889	122,207	-	259,367	-	1,930,277	2,558,740
Contracts payable	-	-	-	-	1,247,752	967,155	2,214,907
Due to other funds	11,011	1,207,742	-	-	-	3,886,222	5,074,975
Interfund payables	-	-	-	-	-	12,036,497	12,036,497
Unearned revenue	4,396	-	-	-	-	2,310,104	2,314,500
Arbitrage rebate payable	-	-	342,846	681,634	911,178	795,323	2,730,981
Total Liabilities	\$ 35,867,113	\$ 1,329,949	\$ 342,846	\$ 941,001	\$ 2,158,930	\$ 21,895,576	\$ 62,535,417
Fund Balances							
Nonspendable	-	-	-	-	-	-	-
Inventories	-	363,964	-	-	-	-	363,964
Permanent fund - nonexpendable	-	-	-	-	-	3,000	3,000
Restricted	-	-	-	-	-	-	-
Salaries and related benefits	-	-	-	-	-	8,572,128	8,572,128
National forest education opportunity	-	-	-	-	-	868,272	868,272
Other special purposes	-	-	-	-	-	28,348,083	28,348,083
School activities	-	-	-	-	-	4,212,684	4,212,684
Debt service	-	-	-	-	-	18,144,201	18,144,201
Capital projects	-	-	28,434,223	35,464,429	15,666,926	33,037,455	112,603,033
Permanent fund - expendable	-	-	-	-	-	12,883	12,883
Committed	-	-	-	-	-	-	-
Workers' compensation	4,744,908	-	-	-	-	-	4,744,908
Assigned	-	10,475,225	-	-	-	-	10,475,225
Unassigned	71,362,777	-	-	-	-	-	71,362,777
Total Fund Balances	\$ 76,107,685	\$ 10,839,189	\$ 28,434,223	\$ 35,464,429	\$ 15,666,926	\$ 93,198,706	\$ 259,711,158
Total Liabilities and Fund Balances	\$ 111,974,798	\$ 12,169,138	\$ 28,777,069	\$ 36,405,430	\$ 17,825,856	\$ 115,094,284	\$ 322,246,575

The accompanying notes are an integral part of the basic financial statements.

**Rapides Parish School Board
Alexandria, Louisiana
Reconciliation of Governmental Funds
Balance Sheet to the Statement of Net Position
June 30, 2025**

Exhibit D

Total Fund Balances, Governmental Funds **\$ 259,711,158**

Amounts reported for governmental activities in the Statement of Net Position are different because:

Deferred outflows of resources are not current financial resources and, therefore, are not reported in the fund financial statements:

Deferred charge on refunding	760,000
Deferred outflow of other postemployment benefit resources	43,400,346
Deferred outflow of pension resources	82,831,369

Capital assets used in governmental activities are not current financial resources and, therefore, are not reported in the fund financial statements but are reported in the governmental activities of the Statement of Net Position.

169,819,987

Some liabilities are not due and payable in the current period and are not included in the fund financial statements but are included in the governmental activities of the Statement of Net Position:

Workers' compensation claims	(3,248,985)
Liability claims	(1,442,709)
Net other postemployment benefit liability	(277,463,891)
Net pension liability	(243,961,569)
Compensated absences	(14,089,582)
Lease liability	(5,391)
Bond premiums	(8,603,715)
Certificates of indebtedness	(305,000)
Bonded indebtedness	(165,781,000)

Deferred inflows are not current financial resources and, therefore, are not reported in the fund financial statements:

Deferred inflow of other postemployment benefit resources	(80,921,699)
Deferred inflow of pension resources	(15,068,535)

Interest on long-term debt is accrued in the Statement of Net Position, but not in the governmental funds.

Net Position of Governmental Activities in the Statement of Net Position

(2,259,742)
\$ (256,628,958)

The accompanying notes are an integral part of the basic financial statements.

Rapides Parish School Board
Alexandria, Louisiana
Statement of Revenues, Expenditures, and Changes in Fund Balances
Governmental Funds
Year Ended June 30, 2025

Exhibit E

	General Fund	School Lunch/Breakfast Fund	Capital Projects Fund 2024	Capital Projects Fund 2023	Capital Projects Fund 2022	Other Governmental Funds	Total Governmental Funds
Revenues							
Local sources							
Taxes							
Ad valorem taxes	\$ 29,309,725	\$ -	\$ -	\$ -	\$ -	\$ 30,941,024	\$ 60,250,749
Sales taxes	18,270,208	-	-	-	-	54,810,129	73,080,337
Rentals, leases, and royalties	6,946	-	-	-	-	-	6,946
Charges for services	96,640	-	-	-	-	322,774	419,414
Interest earnings	3,929,986	426,253	1,148,288	1,602,142	1,187,969	4,229,942	12,524,580
Food services	-	158,014	-	-	-	-	158,014
Other	1,360,573	325	-	-	-	10,596,351	11,957,249
State sources							
Equalization	138,457,408	192,724	-	-	-	-	138,650,132
Other	8,650,203	63,409	-	-	-	5,901,457	14,615,069
Federal sources	504,583	15,813,644	-	-	-	51,566,849	67,885,076
Total Revenues	200,586,272	16,654,369	1,148,288	1,602,142	1,187,969	158,366,526	379,547,566
Expenditures							
Current							
Instruction							
Regular programs	115,106,697	-	-	-	78,156	4,010,237	119,195,090
Special education programs	35,030,657	-	-	-	-	1,271,578	36,302,235
Vocational programs	6,280,094	-	-	-	-	1,343,328	7,623,422
Other instructional programs	1,709,313	-	-	-	-	8,882,273	10,591,586
Special programs	1,663,819	-	-	-	-	20,760,455	22,424,274
Support services							
Student services	12,375,733	-	-	-	-	4,190,367	16,566,100
Instructional staff support	6,548,717	-	-	-	-	10,975,806	17,524,523
General administration	6,641,851	-	31	-	2,231	1,133,043	7,777,156
School administration	17,620,691	-	-	-	-	679	17,621,370
Business services	2,217,479	-	30,670	39,172	23,729	141,406	2,462,456
Plant services	7,974,457	-	-	-	10,332	18,039,235	26,024,024
Student transportation services	15,816,569	-	-	-	-	603,064	16,419,633
Central services	3,133,754	-	-	-	-	5,722	3,139,476
Other support services	741	-	-	-	-	3,416	4,157
Food services	935,734	19,276,119	-	-	-	586,717	20,798,570
Community service programs	52,818	-	-	-	-	184,503	237,321
Capital outlay	1,479,636	343,580	-	2,947,980	16,518,677	25,813,229	47,103,102
Debt service							
Principal retirement	245,362	-	-	-	-	10,613,743	10,859,105
Interest and fiscal charges	8,445	-	-	2,700	750	6,956,453	6,968,348
Total Expenditures	234,842,567	19,619,699	30,701	2,989,852	16,633,875	115,515,254	389,631,948
Excess (Deficiency) of Revenues Over Expenditures	(34,256,295)	(2,965,330)	1,117,587	(1,387,710)	(15,445,906)	42,853,272	(10,084,382)
Other Financing Sources (Uses)							
Transfers in	51,378,817	4,123,233	-	-	-	11,517,239	67,019,289
Transfers out	(9,921,740)	-	-	-	-	(57,097,549)	(67,019,289)
Local revenue transfers - other LEAs	(908,318)	-	-	-	-	-	(908,318)
Legal settlement	-	-	-	-	-	60,000	60,000
Debt issuance cost	(2,400)	-	(355,871)	(367,010)	(508,117)	(581,775)	(1,815,173)
Lease financing	79,513	-	-	-	-	307,612	387,125
Proceeds from sale of capital assets	22,800	-	-	-	-	12,718	35,518
Total Other Financing Sources (Uses)	40,648,672	4,123,233	(355,871)	(367,010)	(508,117)	(45,781,755)	(2,240,848)
Net Change in Fund Balances	6,392,377	1,157,903	761,716	(1,754,720)	(15,954,023)	(2,928,483)	(12,325,230)
Fund Balances, Beginning of Year	69,715,308	9,681,286	27,672,507	37,219,149	31,620,949	96,127,189	272,036,388
Fund Balances, End of Year	\$ 76,107,685	\$ 10,839,189	\$ 28,434,223	\$ 35,464,429	\$ 15,666,926	\$ 93,198,706	\$ 259,711,158

The accompanying notes are an integral part of the basic financial statements.

**Rapides Parish School Board
Alexandria, Louisiana
Reconciliation of the Statement of Revenues, Expenditures,
and Changes in Fund Balances of Governmental Funds to the Statement of Activities
Year Ended June 30, 2025**

Exhibit F

Net Change in Fund Balances - Total Governmental Funds **\$ (12,325,230)**

Amounts reported for governmental activities in the Statement of Activities are different because:

Governmental funds report outlays for capital assets as expenditures. However, in the Statement of Activities, the cost of those assets is depreciated over their estimated useful lives.

Acquisition of capital assets	93,815,623
Depreciation and amortization expense	(8,752,626)

In the Statement of Activities, the gain or loss from the sale of capital assets is reported, whereas in the governmental funds, only proceeds from the sale increases financial resources. Thus, the change in net position differs from the change in fund balances by the cost of capital assets sold less the related accumulated depreciation. (47,996,185)

Deferred outflows and inflows of resources related to pensions and other postemployment benefits are applicable to future periods and, therefore, are not reported in the governmental funds.

Change in pensions	(2,332,457)
Change in postemployment benefits	(35,833,027)

Bond premiums are reported as financing sources in the governmental funds and thus contribute to the change in fund balance. In the Statement of Net Position, however, bond premiums increase long-term debt and are amortized over the life of the bonds. 382,425

Repayment of long-term debt is an expenditure in the governmental funds, but the repayment reduces long-term liabilities in the Statement of Net Position.

Principal retirement - bonds	10,177,000
Principal retirement - certificates of indebtedness	295,000
Principal retirement - leases	387,105

Governmental funds report the effect of bond issuance cost when debt is first issued, whereas these amounts are deferred and amortized in the Statement of Activities. (90,000)

Net (increase) decrease in accrued interest payable (6,318)

In the Statement of Activities, certain operating expenses are measured by the amounts incurred during the year. In the governmental funds, however, expenditures for these items are measured by the amount of financial resources used (essentially, the amount actually paid).

Net (increase) decrease in vacation and sick leave accrued	314,977
Net (increase) decrease in workers' compensation claims earned	(290,988)
Net (increase) decrease in liability claims	197,193
Net (increase) decrease in lease liability	(387,124)
Net (increase) decrease in net other postemployment benefit liability accrued	42,368,466
Net (increase) decrease in net pension liability accrued	8,949,900

Change in Net Position of Governmental Activities **\$ 48,873,734**

The accompanying notes are an integral part of the basic financial statements.

Notes to Basic Financial Statements

Rapides Parish School Board
Alexandria, Louisiana
June 30, 2025
Notes to Basic Financial Statements

1. Reporting Entity and Significant Accounting Policies

Reporting Entity

The Rapides Parish School Board (School Board) was created by Louisiana Revised Statute (LA R.S.) 17:51 to provide public education for the children within Rapides Parish. The School Board is authorized by LA R.S. 17:81 to establish policies and regulations for its own government consistent with the laws of the State of Louisiana and the regulations of the Louisiana Board of Elementary and Secondary Education. The Rapides Parish School Board is comprised of nine members who are elected from nine districts for terms of four years.

The Rapides Parish School Board operates forty-seven sites within the parish with a total enrollment of 20,432 pupils as of October 1, 2024. In conjunction with the regular educational programs, some of these sites offer special education and/or adult education programs. In addition, the Rapides Parish School Board provides transportation and school food services for the students.

The financial statements of the School Board have been prepared in conformity with accounting principles generally accepted in the United States of America (GAAP) as applied to governmental units. The Governmental Accounting Standards Board (GASB) is the accepted standard-setting body for establishing governmental accounting and financial reporting principles. The GASB periodically updates its codification of the existing Governmental Accounting and Financial Reporting Standards, which, along with subsequent GASB pronouncements (Statements and Interpretations) constitutes GAAP for governmental units.

The School Board is considered a primary government since it is a special purpose government that has a separately elected governing body, is legally separate, and is fiscally independent of other state or local governments. Fiscally independent means that the School Board may, without the approval or consent of another governmental entity, determine or modify its own budget, levy its own taxes or set rates or charges, and issue bonded debt. The School Board also has no component units as other legally separate organizations for which the elected School Board members are financially accountable. There are no other primary governments with which the School Board has a significant relationship. For financial reporting purposes, the School Board's financial statements include all funds, schools, agencies, and committees for which the School Board is financially accountable.

Basis of Presentation

The School Board's basic financial statements consist of Government-Wide Financial Statements, including a Statement of Net Position and a Statement of Activities, and Fund Financial Statements, which provide a more detailed level of financial information.

Government-Wide Financial Statements – The Government-Wide Financial Statements, “*Statement of Net Position*” and “*Statement of Activities*”, report information on all non-fiduciary activities of the School Board. Individual funds are not displayed, but the statements distinguish governmental activities, generally supported by taxes and School Board general revenues, from business-type activities (if any), generally financed in whole or in part with fees charged to external customers. The activity of internal service funds (if any) is eliminated to avoid duplicating revenues and expenses. The School Board has no business-type activities or internal service funds. The Statement of Net Position presents the financial position of the governmental activities at year-end.

Rapides Parish School Board
Alexandria, Louisiana
June 30, 2025
Notes to Basic Financial Statements

The Statement of Activities presents a comparison between direct expenses and program revenues for each function of the School Board's governmental activities. Direct expenses are those that are specifically associated with a function and therefore clearly identifiable to that particular function. The School Board does not allocate indirect expenses to functions in the Statement of Activities. The Statement of Activities reports the expenses of a given function offset by program revenues directly connected with the functional program. A function is an assembly of similar activities and may include portions of a fund or summarize more than one fund to capture the expenses and program revenues associated with a distinct functional activity. Program revenues include: (1) charges for services which report fees and other charges to users of the School Board's services; (2) operating grants and contributions which finance annual operating activities including restricted investment income; and (3) capital grants and contributions which fund the acquisition, construction, or rehabilitation of capital assets. These revenues are subject to externally imposed restrictions to these program uses. For identifying to which function program revenue pertains, the determining factor for charges for services is which function generates the revenue. For grants and contributions, the determining factor is to which functions the revenues are restricted. Revenues not classified as program revenues are presented as general revenues, which include ad valorem taxes, sales taxes, minimum foundation program receipts, state revenue sharing, interest, and other unrestricted revenues. The comparison of program revenues and expenses identifies the extent to which each program is self-financing or draws from the general revenues of the School Board.

Fund Financial Statements – The accounting system is organized on the basis of funds. The financial transactions of the School Board are recorded in individual funds, each of which is considered a separate accounting entity. The operations of each fund are accounted for with a separate set of self-balancing accounts that include its assets, liabilities, fund equity, revenues, and expenditures. Fund accounting segregates funds according to their intended purpose and is used to aid management in demonstrating compliance with finance related legal and contractual provisions.

Funds of the Rapides Parish School Board are classified into two categories: governmental and fiduciary. In turn, each category is divided into separate "fund types". The School Board uses the following fund types: Governmental funds are used to account for all or most of the School Board's general activities, including the collection and disbursement of specifically or legally restricted monies (special revenue funds), the acquisition or construction of general fixed assets (capital project funds), the servicing of general long-term debt (debt service funds), and the recording of activity related to endowment funds (permanent funds). The Fund Financial Statements report financial information by major funds and nonmajor funds.

The following five governmental funds are considered major funds:

General Fund – The general operating fund accounts for all financial resources, except those required to be accounted for in other funds.

School Lunch/Breakfast Special Revenue Fund – This fund accounts for federal, state, and local funds, including fees, to provide nourishing meals for students in all grades.

District No. 62 Capital Projects Fund 2024 – This fund accounts for capital projects for District No. 62 schools funded by District No. 62 bonds issued in 2024.

District No. 62 Capital Projects Fund 2023 – This fund accounts for capital projects for District No. 62 schools funded by District No. 62 bonds issued in 2023.

Rapides Parish School Board
Alexandria, Louisiana
June 30, 2025
Notes to Basic Financial Statements

District No. 62 Capital Projects Fund 2022 – This fund accounts for capital projects for District No. 62 schools funded by District No. 62 bonds issued in 2022.

All other funds are considered nonmajor funds. Descriptions of these funds can be found at the beginning of the nonmajor governmental funds' combining statements.

The more significant of the Rapides Parish School Board's accounting policies are described below.

Basis of Accounting/Measurement Focus

Government-Wide Financial Statements

The Government-Wide Financial Statements are prepared using the economic resources measurement focus and the accrual basis of accounting. Governmental fund financial statements include a reconciliation with brief explanations to better identify the relationship between the government-wide statements and the statements for government funds. The primary effect of internal activity has been eliminated from the Government-Wide Financial Statements.

Fund Financial Statements

Financial statements are provided for governmental funds where major individual governmental funds are reported as separate columns in the Fund Financial Statements.

Fund Financial Statements report detailed information about the School Board. The focus of governmental fund financial statements is on major funds rather than reporting funds by type. Each major fund is presented in a separate column. Nonmajor funds are aggregated and presented in a single column.

Governmental Funds

All governmental funds are accounted for using a current financial resources measurement focus. With this measurement focus, only current assets and current liabilities are generally included on the Balance Sheet. Operating statements of these funds present increases (i.e., revenues and other financing sources) and decreases (i.e., expenditures and other financing uses) in net current assets. The modified accrual basis of accounting is used by all governmental funds. Under the modified accrual basis of accounting, revenues are recognized when susceptible to accrual (i.e., when they become both measurable and available). "Measurable" means the amount of the transaction can be determined, and "available" means the amount is collectible within the current period or soon enough thereafter to be used to pay liabilities of the current period (collected within ninety days after year-end, except for ad valorem taxes, where sixty days is used). Expenditures are recorded when the related fund liability is incurred. Principal and interest on general long-term debts are recorded as fund liabilities when due. Budgets are prepared and adopted using the same basis of accounting. The governmental funds use the following practices in recording revenues and expenditures:

Rapides Parish School Board
Alexandria, Louisiana
June 30, 2025
Notes to Basic Financial Statements

Federal and state entitlements (which include state equalization and state revenue sharing) are recorded as unrestricted grants-in-aid when available and measurable. Federal and state grants are recorded when the reimbursable expenditures have been incurred.

Federal commodities are recognized as revenues when received. Unused commodities at year-end are reported as nonspendable fund balance.

Ad valorem taxes are recorded in the year the taxes are levied. Ad valorem taxes are assessed on a calendar year basis and become delinquent on January 1st. The taxes are generally collected in December, January, and February of the fiscal year.

Sales and use tax revenues are recorded in the month of the sales or use transaction.

Interest earnings on time deposits are recorded when earned.

Food services revenue is recorded when collected.

Substantially all other revenues are recorded when received.

Salaries are recorded as expenditures when earned. Teachers' salaries are earned over a nine-month period but may be paid over a twelve or nine-month period.

Purchases of various operating supplies are recorded as expenditures in the accounting period in which they are purchased.

Commitments under construction contracts are recognized as expenditures when earned by the contractor.

Food costs are recognized as expenditures in the accounting period in which the food is consumed.

Substantially all other expenditures are recognized when the related fund liability has been incurred.

Transfers between funds that are not expected to be repaid, sales of assets, proceeds from insurance, proceeds from the sale of bonds, issuance of new debt, capitalized leases, proceeds from subscriptions, and proceeds from accrued interest on the sale of bonds are accounted for as other financing sources (uses) in the Statement of Revenues, Expenditures, and Changes in Fund Balances. These other financing sources (uses) are recognized at the time the underlying events occur.

Budgets

Budgets are adopted on the modified accrual basis of accounting, as discussed in the governmental funds. Annual appropriated budgets are adopted for the General Fund and each Special Revenue Fund. All annual appropriations for these funds lapse at the end of the fiscal year.

**Rapides Parish School Board
Alexandria, Louisiana
June 30, 2025
Notes to Basic Financial Statements**

The School Board follows these procedures in establishing the budgetary data reflected in the financial statements:

1. The Superintendent and designated members of his staff prepare a proposed budget for submission to the Board prior to the beginning of each fiscal year.
2. A notice of the proposed budget is published notifying the public that the proposed budget is available for public inspection. At the same time, the date of the public hearing is published.
3. A public hearing is held on the proposed budget at least ten days after publication of the call for the hearing.
4. After the public hearing and completion of all action necessary to finalize and implement the budget, the budget is adopted no later than September 15th of each year.
5. All budgets are controlled at the fund level and are adopted on a basis consistent with accounting principles generally accepted in the United States of America (GAAP). The level of budgetary control is established by State law at five percent of total expenditures at the fund level. Budgeted amounts shown in the financial statements are as originally adopted or as amended from time to time by the Board.

Cash and Cash Equivalents

Cash and cash equivalents include amounts in demand deposits, interest-bearing demand deposits, and time deposits with original maturity of three months or less from the date of acquisition.

Certificates of Deposit and Investments

The School Board may invest in United States bonds, treasury notes, time certificates of deposit of any bank domiciled or having a branch office in the State of Louisiana, investments as stipulated in state law, or any other federally insured investments.

Investments consist of funds invested in United States Treasury obligations, bonds issued by U.S. Government instrumentalities and municipalities in Louisiana, Louisiana Asset Management Pool (LAMP), and the State of Louisiana Education Excellence Fund. The bank certificates of deposit have a maturity of more than three months when purchased. These certificates of deposit and investments are stated at fair value.

Receivables

Receivables are charged against income as they become uncollectible. In the opinion of management, all accounts at year-end were considered collectible, and an allowance for doubtful accounts was not considered necessary.

**Rapides Parish School Board
Alexandria, Louisiana
June 30, 2025
Notes to Basic Financial Statements**

Short-Term Interfund Receivables/Payables

During the course of operations, numerous transactions occur between individual funds for goods provided or services rendered. These receivables and payables are classified as "due from other funds" or "due to other funds" on the Balance Sheet. Short-term interfund loans are classified as "interfund receivable" or "interfund payable" on the Balance Sheet. Interfund receivables/payables between or within fund types have not been eliminated in the Fund Financial Statements. These interfund receivables/payables are eliminated for reporting in the Statement of Net Position.

Inventories

Inventory is accounted for using the consumption method, where expenditures are recognized as inventory is used. Inventory of the School Lunch/Breakfast Special Revenue Fund consists of food purchased by the School Board and commodities granted by the United States Department of Agriculture through the Louisiana Department of Agriculture and Forestry. In the Fund Financial Statements, unused commodities at June 30th are reported as nonspendable fund balance. In the Government-Wide Financial Statements, unused commodities are reported as unrestricted net position. All purchased inventory items are valued at cost (first-in, first-out) and commodities are assigned values based on information provided by the United States Department of Agriculture.

Prepaid Expenses

In the Government-Wide Financial Statements and Fund Financial Statements, supplies and other administrative expenses purchased prior to year-end for the following fiscal year are reported as prepaid expenses since the expense benefits the next fiscal year.

Capital Assets

In the Government-Wide Financial Statements, capital assets are capitalized and depreciated or amortized on a straight-line method over their estimated useful lives. The School Board has adopted a capitalization threshold of \$5,000 for reporting purposes, except for subscription assets, which is \$100,000. All purchased capital assets are valued at cost where historical records are available and at an estimated historical cost where no historical records exist. Donated capital assets, if any, are valued at their estimated fair market value on the date received. Expenditures that extend the useful lives of capital assets beyond their initial estimated useful lives or improve their efficiency or capacity are capitalized, whereas expenditures for repairs and maintenance are expensed. A composite or group rate is applied to similar assets for purposes of calculating depreciation expense.

Interest costs on debt used to finance the construction of assets are not capitalized.

Estimation of useful lives in years is as follows:

Computer equipment	5 years
Office equipment	5 years
Tech Ed equipment	5 years
Vehicles	8 years
Athletic equipment	10 years
Electronic equipment	10 years

**Rapides Parish School Board
Alexandria, Louisiana
June 30, 2025
Notes to Basic Financial Statements**

Musical equipment	10 years
Printing equipment	10 years
Teaching equipment	10 years
Miscellaneous	12 years
Appliances	15 years
Automotive equipment	15 years
Custodial equipment	15 years
Lunchroom equipment	15 years
Tractors and lawn mowers	15 years
Furniture	20 years
Buildings	25 years
Right-to-use lease asset	Lease term
Right-to-use subscription asset	Subscription term

In the Fund Financial Statements, capital assets are not capitalized in the funds used to acquire or construct them. Instead, capital acquisition and construction are reflected as expenditures in governmental funds. No provision is made for depreciation on capital assets in the Fund Financial Statements since the full cost is recorded as expenditures at the time of purchase.

Leases

In the Government-Wide Financial Statements, lessees recognize a lease liability and an intangible right-to-use lease asset at the inception of a lease unless it is a short-term lease. The liability is measured at the present value of expected lease payments to be made over the lease term. The right-to-use lease asset is likewise measured at the value of the lease liability, plus any prepayments and initial direct costs. A lessee recognizes interest expense on a lease liability and amortization expense on the right-to-use lease asset. Short-term lease payments are expensed when incurred.

In the Fund Financial Statements, an expenditure and other financing source is recognized in the period the lease is initially recognized. Subsequent lease payments are accounted for consistent with principals for debt service payments on long-term debt.

Subscriptions

In the Government-Wide Financial Statements, subscribers recognize a subscription liability and an intangible right-to-use subscription asset at the inception of a subscription unless it is a short-term subscription. The liability is measured at the present value of expected subscription payments to be made over the subscription term. The right-to-use subscription asset is likewise measured at the value of the subscription liability, plus any prepayments and initial direct costs. A subscriber recognizes interest expense on a lease liability and amortization expense on the right-to-use subscription asset.

In the Fund Financial Statements, an expenditure and other financing source is recognized in the period the subscription is initially recognized. Subsequent subscription payments are accounted for consistent with principals for debt service payments on long-term debt.

**Rapides Parish School Board
Alexandria, Louisiana
June 30, 2025
Notes to Basic Financial Statements**

Deferred Outflows/Inflows of Resources

In addition to assets, the statement of financial position reports a separate section for deferred outflows of resources. Deferred outflows of resources represent a consumption of net position that applies to future periods and so will not be recognized as an outflow of resources (expense/expenditure) until then. Currently, the following items qualify for reporting in this category: deferred charge on refunding, deferred outflow of other postemployment benefit resources, and deferred outflow of pension resources. See explanation for deferred charges following this caption.

In addition to liabilities, the statement of financial position reports a separate section for deferred inflows of resources. Deferred inflows of resources represent an acquisition of net position that applies to future periods and so will not be recognized as an inflow of resources (revenues) until that time. Currently, the following items qualify for reporting in this category: deferred inflow of other postemployment benefit resources and deferred inflow of pension resources. These amounts will be recognized as an inflow of resources in the period that the amounts become available.

Deferred Charge on Refunding

Unamortized bond expense represents the difference between the reacquisition price and the net carrying amount of debt that is being deferred and amortized when new debt is issued for current or advanced refunding of existing debt. Costs incurred attributable to the issuance of these bonds have been deferred and are being amortized over the lives of the original bonds.

Unearned Revenue

Unearned revenue includes amounts for which asset recognition criteria have been met, but for which revenue recognition criteria have not been met. In subsequent periods, when the School Board has a legal claim to the resources, the liability for deferred revenue is removed from the Statement of Net Position and the Balance Sheet, and the revenue is recognized.

Compensated Absences

Compensated absences include leave that is expected to be paid or otherwise settled. A compensated absences liability is recognized when the leave is attributable to services already rendered; the leave accumulates; and it is more likely than not that the leave will be used, paid, or otherwise settled. This includes payments that come due before the end of the reporting period upon the occurrence of employee resignation, retirement, or death that will be paid early in the following year. Compensated absences are reported in the governmental funds only if they have matured. The full liability and related costs are reported in the Government-Wide Financial Statements.

All 12-month employees earn from ten to fifteen days of vacation leave each year, depending on their length of service with the Rapides Parish School Board. Upon retirement, unused accumulated vacation leave of up to 120 days is paid to the employee or to the employee's estate at the employee's current rate of pay.

Rapides Parish School Board
Alexandria, Louisiana
June 30, 2025
Notes to Basic Financial Statements

All Rapides Parish School Board employees earn ten days of sick leave each year, which can be accumulated without limitation. Upon retirement or death, unused accumulated sick leave of up to twenty-five days is paid to the employee or to the employee's estate at the employee's current rate of pay. The estimated liability for vested sick leave benefits is considered long-term and is not recorded in the Fund Financial Statements. The estimated liability includes required salary-related payments. Under the Louisiana Teachers' Retirement System, the total accumulated sick leave, including the twenty-five days paid, is used in the retirement benefit computation as earned service for leave earned prior to July 1, 1988. For sick leave earned after July 1, 1988, under the Louisiana Teachers' Retirement System and for sick leave earned under the Louisiana School Employees' Retirement System, all unpaid sick leave, which excludes the twenty-five days paid, is used in the retirement benefit computation as earned service.

Sabbatical leave may be granted for professional and cultural improvement and for medical reasons. Any employee with a teaching certificate is entitled, subject to approval by the Rapides Parish School Board, to one semester of sabbatical leave after three years of continuous service or two semesters of sabbatical leave after six or more years of continuous service. Professional and cultural improvement sabbaticals are restricted in nature as a condition of the leave and, therefore, are considered only a change in the types of services being rendered and not subject to accrual. Medical sabbaticals require the use of virtually all sick leave before a sabbatical can be taken. Such leaves are not material. Sabbatical leave benefits are recorded as expenditures in the period paid.

Claims and Judgments

Claims and judgments that are expected to be liquidated with expendable available financial resources are recognized as a governmental fund liability and expenditure of the governmental fund that will pay it. This includes amounts that come due before the end of the reporting period when approved for payment that will be paid early in the following year. Claims and judgments not expected to be liquidated with expendable available financial resources are not reported in the Fund Financial Statements. The full liability and related costs are reported in the Government-Wide Financial Statements under long-term liabilities.

Long-Term Liabilities

Long-term liabilities expected to be financed from governmental funds are not reported in the Balance Sheet for the Fund Financial Statements. All liabilities, including long-term debt, are included on the face of the Statement of Net Position in the Government-Wide Financial Statements. Interest expense on long-term debt is recognized in the Government-Wide Financial Statements as the interest accrues, regardless of when it is due.

Net Position

In the Government-Wide Financial Statements, equity is classified as net position and displayed in three components:

Net investment in capital assets – Consists of capital assets, net of accumulated depreciation and reduced by outstanding debt that is attributable to the acquisition, construction, or improvement of these assets.

Restricted net position – Consists of net position with constraints placed on its use either by (a) external groups such as creditors, grantors, contributors, or laws or regulations of other governments; or (b) imposed by law through constitutional provisions or enabling legislation.

**Rapides Parish School Board
Alexandria, Louisiana
June 30, 2025
Notes to Basic Financial Statements**

Unrestricted net position – All other net positions that do not meet the definition of “net investment in capital assets” or “restricted.”

In cases where restricted and unrestricted monies are received by the School Board for the same function or purpose, the restricted monies are used first.

Fund Balances

Nonspendable fund balances include amounts that cannot be spent because they are either not in a spendable form or legally or contractually required to be maintained intact. Restricted fund balances represent those portions of fund balance that are restricted to specific purposes by external parties, such as creditors, grantors, contributors, or laws or regulations of other governments or by law through constitutional provisions or enabling legislation. Committed fund balances are amounts that can only be used for specific purposes pursuant to constraints imposed by formal action of the government's highest level of decision-making authority, which is the nine-member school board. Formal action of the School Board to establish or rescind committed funds is executed by adopting a resolution in a public meeting. Amounts that are constrained by the government's intent to be used for specific purposes, but are neither restricted nor committed, are reported as assigned fund balances. In cases where restricted and unrestricted monies are received by the School Board for the same function or purpose, the restricted monies are used first. Unrestricted monies are then spent in the following order: committed, assigned, and unassigned.

Interfund Transactions

In the governmental funds, transactions that constitute reimbursements to a fund for expenditures initially made from it that are properly applicable to another fund are recorded as expenditures in the reimbursing fund and as reductions of expenditures in the fund that is reimbursed. All other interfund transactions are reported as transfers.

Interfund balances are eliminated in the Government-Wide Financial Statements.

Sales Taxes

The Rapides Parish School Board receives a two percent sales tax. The sales tax is collected by the Rapides Parish Police Jury, except those taxes levied on the sale of motor vehicles, which are collected by the State of Louisiana. Three-fourths of the sales tax is dedicated for salary supplements for all employees of the Rapides Parish School Board with the remaining one-fourth used for operations and support of the School Board. In addition, voters of Rapides Parish approved a one-half percent sales tax for the purpose of increases in salaries and benefits of teachers and other employees of the Rapides Parish School Board. The sales taxes received by the Rapides Parish School Board were approved for an indefinite period.

Estimates

The preparation of financial statements in conformity with accounting principles generally accepted in the United States of America requires management to make estimates and assumptions that affect the reported amounts of assets and liabilities at the date of the financial statements and the reported amounts of revenues and expenditures during the reporting period. Actual results could differ from those estimates.

**Rapides Parish School Board
Alexandria, Louisiana
June 30, 2025
Notes to Basic Financial Statements**

GASB Statement No. 101 Implementation

In June 2022, GASB issued Statement No. 101, *Compensated Absences*, effective for fiscal years beginning after December 15, 2023. This statement supersedes GASB Statement No. 16 and provides updated guidance for the recognition and measurement of liabilities related to employees' compensated absences under a unified model.

The new standard defines compensated absences broadly to include leave that is expected to be paid or otherwise settled. Under GASB Statement No. 101, a liability must be recognized when (a) the leave is attributable to services already rendered, (b) the leave accumulates, and (c) it is more likely than not that the leave will be used, paid, or otherwise settled. This standard also clarifies that leave already used but not yet paid should be recognized as a liability.

Liabilities for compensated absences are measured using current pay rates in effect at the end of the reporting period and include salary-related payments that are directly and incrementally associated with the payment of compensated absences.

The implementation of GASB Statement No. 101 had the following effect, which also resulted in a restatement in accordance with GASB Statement No. 100, *Accounting Changes and Error Corrections*:

<u>Governmental Activities</u>	<u>Compensated Absences</u>	<u>Net Position</u>
Balance at June 30, 2024	\$ 14,195,524	\$ (305,293,657)
GASB No. 101 implementation	209,035	(209,035)
Balance at June 30, 2024, as restated	\$ 14,404,559	\$ (305,502,692)

2. Expenditures - Actual and Budget

The School Board made numerous supplemental budgetary appropriations throughout the year. The supplemental appropriations were made primarily to recognize new grants awarded for various special revenue funds. The supplemental budgetary appropriations were material. The following individual fund had actual expenditures over final budgeted expenditures for the year ended June 30, 2025.

<u>Fund</u>	<u>Negative Variance</u>
Headstart	\$ 72,287
Poland No. 55 Maintenance	24,863
Ruby-Wise No. 56 Maintenance	70,799

**Rapides Parish School Board
Alexandria, Louisiana
June 30, 2025
Notes to Basic Financial Statements**

3. Levied Ad Valorem Taxes

The following is a summary of authorized and levied ad valorem taxes:

	<u>Authorized Millage</u>		<u>Levied Millage</u>		<u>Expiration Date</u>
Parish wide taxes:					
Constitutional	5.00		4.93		None
Special	19.51		19.51		2025-2026
Maintenance	2.13		2.13		2025
	<u>Low</u> <u>High</u>		<u>Low</u> <u>High</u>		<u>Expiration Date</u>
District taxes:					
Maintenance	2.02	19.05	2.02	19.05	2024-2033
Bond and interest	3.16	38.00	3.16	38.00	2023-2042

The authorized millages are based on the reassessment of the tax rolls required by Article 7, Section 23 of the Louisiana Constitution of 1974.

The Sheriff of Rapides Parish, as provided by the state law, is the official tax collector of general property taxes levied by the Rapides Parish School Board. The availability period for property taxes is sixty days. The 2024 property tax calendar was as follows:

Millage rates adopted	August 6, 2024
Levy date	October 30, 2024
Lien date	October 31, 2024
Tax bills mailed	November 25, 2024
Due date	December 31, 2024
Delinquent date	January 1, 2025

The Rapides Parish School Board is subject to a number of tax abatement agreements entered into by other governments that reduce the ad valorem tax revenues of the School Board. These abatements are based on undepreciated values of various contracts as reported by Louisiana Economic Development and the Rapides Parish Tax Assessor. The total estimated undepreciated property subject to the contracts in effect during the year totaled \$489,589,535. The estimated amount of ad valorem taxes abated through indirect agreements is \$3,293,522.

4. Cash and Cash Equivalents

At year-end, the School Board's cash and cash equivalents were entirely covered by depository insurance or collateral held by the School Board or its agent in the School Board's name. Cash and cash equivalents are reported as follows:

Cash and cash equivalents - Governmental Funds	\$ 43,185,498
Restricted cash and cash equivalents - Governmental Funds	<u>7,229,639</u>
	\$ 50,415,137

**Rapides Parish School Board
Alexandria, Louisiana
June 30, 2025
Notes to Basic Financial Statements**

5. Certificate of Deposit and Investments

At fiscal year-end, the Rapides Parish School Board had time deposits with a maturity over ninety days at the time of purchase. Certificate of deposit and investments are reported as follows:

Certificates of deposit - Governmental Funds	\$ 61,643
Restricted investments - Governmental Funds	13,226,490
Investments - Governmental Funds	<u>220,666,459</u>
	<u>\$ 233,954,592</u>

Fair Value Measurements

The School Board categorizes its fair value measurements within the fair value hierarchy established by generally accepted accounting principles. The hierarchy is based on the valuation inputs used to measure the fair value of the asset. Level 1 inputs are quoted prices in active markets for identical assets; Level 2 inputs are significant other observable inputs; and Level 3 inputs are significant unobservable inputs. The School Board has the following recurring fair value measurements as of June 30, 2025:

Investment	Standard and Poor's Rating	Fair Value
Level 1 investments		
United States Treasury obligations	AA+	\$ 107,057,863
Bonds issued by U.S. Government instrumentalities	AA+	1,002,590
Investments not subject to level disclosure		
Education Excellence Fund		2,278,866
LAMP		<u>123,553,630</u>
Total Investments		<u>\$ 233,892,949</u>

The Education Excellence Fund and LAMP are investment pools which do not meet the criteria of GASB Statement No. 79 and are thus valued at fair value in accordance with GASB Statement No. 31. As a result, the School Board does not disclose these investments within the fair value hierarchy.

Custodial Credit Risk: For cash, cash equivalents, certificates of deposit, and investments, custodial credit risk for deposits is the risk that in the event of the failure of a depository financial institution, the government will not be able to recover its deposits. At year-end, the Rapides Parish School Board's funds were covered by depository insurance or collateral securities held by the School Board or the School Board's agents in the School Board's name.

Interest Rate Risk: Interest rate risk is the risk that changes in market interest rates will adversely affect the fair value of an investment. Generally, the longer the maturity of an investment, the greater the sensitivity of its fair value will be to changes in market interest rates. The School Board does not have a formal investment policy that limits investment maturities as a means of managing its exposure to fair value losses arising from increasing interest rates.

**Rapides Parish School Board
Alexandria, Louisiana
June 30, 2025
Notes to Basic Financial Statements**

Investments	Investment Maturities (in years)		
	Fair Value	Less than 1	1-2
United States Treasury obligations	\$ 107,057,863	\$ 85,042,088	\$ 22,015,775
Bonds issued by U.S. Government instrumentalities	1,002,590	1,002,590	-
Total	\$ 108,060,453	\$ 86,044,678	\$ 22,015,775

LA R.S. 39:99 directs the State Treasurer to offer each local school board the opportunity to enter into contract with the State to have its share of tobacco settlement monies invested and managed on its behalf by the State Treasurer. The State Treasurer maintains these monies in a pooled investment known as the Louisiana Education Excellence Fund, an external investment pool that is not registered with the SEC as an investment company. The pool invests in U.S. Treasury obligations, corporate bonds, and other securities as prescribed by LA R.S. 17:3803. The securities are valued at fair value, which are updated at least weekly and as often as daily.

LAMP is administered by LAMP, Inc., a nonprofit corporation organized under the laws of the State of Louisiana. Only local government entities having contracted to participate in LAMP have an investment interest in its pool of assets. The primary objective of LAMP is to provide a safe environment for the placement of public funds in short-term, high-quality investments. The LAMP portfolio includes only securities and other obligations in which local governments in Louisiana are authorized to invest in accordance with LA R.S. 33:2955.

GASB Statement No. 40, *Deposit and Investment Risk Disclosure*, requires disclosure of credit risk, custodial credit risk, concentration of credit risk, interest rate risk, and foreign currency risk for all public entity investments.

Credit risk: LAMP is rated AAAm by Standard & Poor's.

Custodial credit risk: LAMP participants' investments in the pool are evidenced by shares of the pool. Investments in pools should be disclosed, but not categorized because they are not evidenced by securities that exist in physical or book-entry form. The public entity's investment is with the pool, not the securities that make up the pool; therefore, no disclosure is required.

Concentration of credit risk: Pooled investments are excluded from the 5 percent disclosure requirement.

Interest rate risk: LAMP is designed to be highly liquid to give its participants immediate access to their account balances. LAMP prepares its own interest rate risk disclosure using the weighted average maturity (WAM) method. The WAM of LAMP assets is restricted to not more than 90 days, and consists of no securities with a maturity in excess of 397 days or 762 days for U.S. Government floating/variable rate investments. The WAM for LAMP's total investments is 55 days (from LAMP's monthly Portfolio Holdings) as of June 30, 2025.

Foreign currency risk: Not applicable.

The investments in LAMP are stated at fair value. The fair value is determined on a weekly basis by LAMP and the value of the position in the external investment pool is the same as the net asset value of the pool shares.

**Rapides Parish School Board
Alexandria, Louisiana
June 30, 2025
Notes to Basic Financial Statements**

LAMP, Inc. is subject to the regulatory oversight of the state treasurer and the board of directors. LAMP is not registered with the SEC as an investment company.

6. Receivables

	Sales and Use Taxes	Grants and Other Receivables	Balance June 30, 2025
General Fund	\$ 2,960,735	\$ 1,063,756	\$ 4,024,491
School Lunch/Breakfast Fund	-	377,158	377,158
Other Governmental Funds	8,882,007	6,671,330	15,553,337
	\$ 11,842,742	\$ 8,112,244	\$ 19,954,986

7. Interfund Assets, Interfund Liabilities, and Transfers

Due from/to other funds:

Receivable fund	Payable fund	Amount
General Fund	Other Governmental Funds	\$ 3,848,414
General Fund	School Lunch/Breakfast Fund	1,106,955
School Lunch/Breakfast Fund	Other Governmental Funds	7,555
Other Governmental Funds	General Fund	11,011
Other Governmental Funds	Other Governmental Funds	253
Other Governmental Funds	School Lunch/Breakfast Fund	100,787
		\$ 5,074,975

Balances at June 30, 2025, resulted from the routine lag between the dates that interfund goods or services are provided and reimbursable expenditures occur. Transactions are recorded in the accounting system, and payments between funds are made to satisfy the balances.

Interfund receivable/payable:

Receivable fund	Payable fund	Amount
General Fund	Other Governmental Funds	\$ 9,080,000
Other Governmental Funds	Other Governmental Funds	2,956,497
		\$ 12,036,497

As of June 30, 2025, the General Fund receivable amounts to other governmental funds relate to outstanding interfund loans made to the following: Sales Tax No. 1 Fund (\$2,495,000), Sales Tax No. 2 Fund (\$2,435,000), Ruby-Wise No. 56 Maintenance Fund (\$50,000), and Miscellaneous Fund (\$4,100,000). These interfund loans provide cash for the lag time between earning revenue and collecting the receivables in these funds. The Other Governmental Funds receivable relates to year-end adjustments made between the Miscellaneous Fund used for grant clearing and various state and federal grant funds. These adjustments recognize that the Miscellaneous Fund provides the cash flow to operate the various state and federal grant funds.

Rapides Parish School Board
Alexandria, Louisiana
June 30, 2025
Notes to Basic Financial Statements

All interfund balances are expected to be repaid within one year.

<u>Transfer In</u>	<u>Transfer Out</u>	<u>Amount</u>
General Fund	Other Governmental Funds	\$ 51,378,817
School Lunch/Breakfast Fund	General Fund	1,815,562
School Lunch/Breakfast Fund	Other Governmental Funds	2,307,671
Other Governmental Funds	General Fund	8,106,178
Other Governmental Funds	Other Governmental Funds	<u>3,411,061</u>
		\$ 67,019,289

Transfers are used to (1) move revenues from the fund required by statute or budget to collect them to the fund required by statute or budget to expend them, and (2) use unrestricted revenues collected in the general fund to finance various programs accounted for in other funds in accordance with budgetary authorizations.

8. Restricted Assets

Restricted cash and cash equivalents – debt service funds	\$ 7,196,577
Restricted cash and cash equivalents – workers’ compensation	33,062
Restricted investments – debt service funds	10,947,624
Restricted investments – Education Excellence Fund (tobacco money)	<u>2,278,866</u>
	\$ 20,456,129

9. Capital Assets

Capital asset activity for the year ended June 30, 2025, was as follows:

	<u>Balance</u> <u>July 1, 2024</u>	<u>Increases</u>	<u>Decreases</u>	<u>Balance</u> <u>June 30, 2025</u>
Governmental Activities				
Capital Assets Not Being Depreciated				
Land and improvements	\$ 5,340,676	\$ -	\$ -	\$ 5,340,676
Construction in progress	<u>33,210,877</u>	<u>38,939,884</u>	<u>46,962,139</u>	<u>25,188,622</u>
Total Capital Assets Not Being Depreciated	38,551,553	38,939,884	46,962,139	30,529,298
Other Depreciable Capital Assets				
Buildings and improvements	265,153,255	46,697,353	-	311,850,608
Furniture and equipment	<u>46,691,105</u>	<u>7,791,261</u>	<u>2,453,593</u>	<u>52,028,773</u>
Total Other Depreciable Capital Assets	311,844,360	54,488,614	2,453,593	363,879,381
Amortizable Assets				
Right-to-use lease asset	64,015	387,125	386,887	64,253
Right-to-use subscription asset	<u>338,484</u>	<u>-</u>	<u>338,484</u>	<u>-</u>
Total Amortizable Assets	402,499	387,125	725,371	64,253

**Rapides Parish School Board
Alexandria, Louisiana
June 30, 2025
Notes to Basic Financial Statements**

	<u>Balance</u> <u>July 1, 2024</u>	<u>Increases</u>	<u>Decreases</u>	<u>Balance</u> <u>June 30, 2025</u>
Less				
Accumulated Depreciation				
Buildings and improvements	190,734,830	6,016,699	-	196,751,529
Furniture and equipment	<u>27,013,534</u>	<u>2,248,531</u>	<u>1,419,547</u>	<u>27,842,518</u>
Total Accumulated Depreciation	217,748,364	8,265,230	1,419,547	224,594,047
Accumulated Amortization				
Right-to-use lease asset	58,681	387,104	386,887	58,898
Right-to-use subscription asset	<u>238,192</u>	<u>100,292</u>	<u>338,484</u>	<u>-</u>
Total Accumulated Amortization	<u>296,873</u>	<u>487,396</u>	<u>725,371</u>	<u>58,898</u>
Other Capital Assets, Being Depreciated/Amortized, Net	<u>94,201,622</u>	<u>46,123,113</u>	<u>1,034,046</u>	<u>139,290,689</u>
Governmental Activities Capital Assets, Net	\$ 132,753,175	\$ 85,062,997	\$ 47,996,185	\$ 169,819,987

Depreciation and amortization expenses were charged to functions as follows:

Governmental Activities	
Instruction	
Regular programs	\$ 3,438,483
Special education programs	721,310
Vocational programs	133,066
Other instructional programs	70,930
Special programs	239,781
Adult and continuing education programs	59,622
Support services	
Student services	8,119
Instructional staff support	47,930
General administration	156,921
School administration	298,659
Business services	3,195
Plant services	1,099,939
Student transportation services	1,333,685
Central services	15,246
Other support services	746
Food services	1,118,516
Community service	<u>6,478</u>
Total Depreciation and Amortization Expenses for Governmental Activities	\$ 8,752,626

Rapides Parish School Board
Alexandria, Louisiana
June 30, 2025
Notes to Basic Financial Statements

The School Board has planned construction or renovation of various capital assets as follows:

School District	Project Authorization	Expended to Date	Contract Liability	Remaining Authorization
Rigolette No. 11	\$ 9,254,610	\$ 884,157	\$ 28,266	\$ 8,342,187
Cotile No. 22-A	352,527	27,089	-	325,438
Fifth Ward No. 51	172,340	11,472	-	160,868
Lecompte-Lamourie Woodworth No. 57	7,156,274	3,732,096	186,789	3,237,389
Consolidated No. 62	<u>77,872,288</u>	<u>19,761,218</u>	<u>557,535</u>	<u>57,553,535</u>
	<u>\$94,808,039</u>	<u>\$ 24,416,032</u>	<u>\$ 772,590</u>	<u>\$ 69,619,417</u>

No further financing is expected to complete these authorized projects.

10. Long-Term Liabilities

The following is a summary of the long-term liabilities for the year ended June 30, 2025:

	Balance July 1, 2024	Additions	Reductions	Balance June 30, 2025
Workers' compensation claims	\$ 2,957,997	\$ 2,445,278	\$ 2,154,290	\$ 3,248,985
Liability claims	1,639,902	990,646	1,187,839	1,442,709
Other postemployment benefit liability	319,832,357	-	42,368,466	277,463,891
Net pension liability	252,911,469	-	8,949,900	243,961,569
Compensated absences (1)	14,404,559	-	314,977	14,089,582
Lease liability	5,372	387,124	387,105	5,391
Bond premiums	8,986,140	-	382,425	8,603,715
Certificates of indebtedness	600,000	-	295,000	305,000
Bonded indebtedness	<u>175,958,000</u>	<u>-</u>	<u>10,177,000</u>	<u>165,781,000</u>
	<u>\$ 777,295,796</u>	<u>\$ 3,823,048</u>	<u>\$ 66,217,002</u>	<u>\$ 714,901,842</u>

(1) The July 1, 2024 compensated absences balance is presented after the GASB No. 101 restatement. See Note 1.

	June 30, 2025	Within One Year	More Than One Year
Workers' compensation claims	\$ 3,248,985	\$ 1,602,399	\$ 1,646,586
Liability claims	1,442,709	489,944	952,765
Other postemployment benefit liability	277,463,891	-	277,463,891
Net pension liability	243,961,569	-	243,961,569
Compensated absences	14,089,582	293,591	13,795,991
Lease liability	5,391	5,391	-
Bond premiums	8,603,715	504,772	8,098,943
Certificates of indebtedness	305,000	305,000	-
Bonded indebtedness	<u>165,781,000</u>	<u>15,090,000</u>	<u>150,691,000</u>
	<u>\$ 714,901,842</u>	<u>\$ 18,291,097</u>	<u>\$ 696,610,745</u>

**Rapides Parish School Board
Alexandria, Louisiana
June 30, 2025
Notes to Basic Financial Statements**

Workers' Compensation Claims

During 1989, the Rapides Parish School Board established a limited risk management program for Workers' Compensation, which is included in the General Fund, to account for and finance its uninsured risks of loss relating to workers' compensation. The non-current portion of claims is not reported in the Governmental Funds, but is included in the Statement of Net Position. Under this program, the Rapides Parish School Board has a self-insured retention (SIR) of \$750,000 per accident and maintains an excess coverage through Star Insurance Company for the full statutory benefit. Workers' compensation claims and excess insurance premiums are paid from the Workers' Compensation Account, which is part of the General Fund. Settled claims have not exceeded this excess coverage since the inception of this plan. During the year ended June 30, 2025, workers' compensation benefits and related costs of \$2,154,290 (indemnity, medical, legal, and settlements) were paid from the Workers' Compensation Account. Liabilities include an amount for claims incurred, but not reported (IBNR). The School Board has no Aggregate Excess Liability insurance ("stop loss") to cover multiple workers' compensation claims during a fund year that might exceed expectations. Thus, the School Board is responsible to pay the SIR of \$750,000 of each accident without regard to the number or frequency of such accidents. Changes in the balances of claim liabilities during the past two years are as follows:

	June 30, 2025	June 30, 2024
Unpaid claims - beginning of fiscal year	\$ 2,957,997	\$ 2,098,403
Incurred/adjusted claims (including IBNRs)	2,445,278	1,828,372
Claim payments	(2,154,290)	(968,778)
Unpaid claims - end of fiscal year	\$ 3,248,985	\$ 2,957,997

Liability Claims

Through Berkley Insurance Company, the School Board has a self-insured retention (SIR) plan for the first \$350,000 per occurrence for general liability and errors and omissions, and the first \$500,000 per occurrence for auto liability. Excess coverage is provided for amounts between \$350,000/\$500,000 and \$3,000,000 per occurrence. The third-party administrator, Employers Risk Management Services, processes and investigates claims and maintains records. Employers Risk Management Services estimates the liability for unpaid claims. Liabilities include an amount for claims that have been incurred but not reported (IBNR). The estimate of the claims liability also includes amounts for incremental claim adjustment expenses related to specific claims and other claim adjustment expenses regardless of whether allocated to specific claims. The SIR for liability claims is paid by the General Fund. Settlements have not exceeded coverage for each of the past three fiscal years.

Property insurance is through Illinois Union, Arch, Beazley, StarStone, and Lloyd's Insurance Companies. The School Board has a self-insured retention (SIR) plan for 5% wind and hail per building, with a \$250,000 minimum per occurrence of property loss. All other coverage is subject to a deductible of \$500,000. Excess coverage is provided for the amounts between \$250,000 and \$100,000,000 (not withstanding sub-limits exclusions) per occurrence. The carriers and its agents investigate and handle the claims in accordance with the policy contract. The SIR for property claims is paid by the General Fund or the Reserve Fund as directed by the Board. Claims and settlements have not exceeded coverage for each of the past three years.

**Rapides Parish School Board
Alexandria, Louisiana
June 30, 2025
Notes to Basic Financial Statements**

Changes in the balances of claims liabilities during the past two years are as follows:

	June 30, 2025	June 30, 2024
Unpaid claims - beginning of fiscal year	\$ 1,639,902	\$ 1,318,623
Incurred claims (including IBNRs)	990,646	749,663
Claim payments	(1,187,839)	(428,384)
Unpaid claims - end of fiscal year	\$ 1,442,709	\$ 1,639,902

Other Postemployment Benefit Liability

See Note 11 for further explanation of this liability.

Net Pension Liability

See Note 13 for further explanation of this liability.

Compensated Absences

The liability for compensated absences is computed only at the end of each fiscal year. All compensated absences liabilities are reflected in the Government-Wide Financial Statements. Compensated absences expenditures are paid by the fund that pays the salaries related to the liability.

Lease Liability

The School Board, as lessee, has entered into lease agreements for copier equipment and a facility used for Head Start. As stated in Note 9, the total costs of the School Board's lease assets are recorded as \$64,253, less accumulated amortization of \$58,898.

The future lease payments under lease agreements are as follows:

<u>Year Ending June 30,</u>	<u>Principal Payments</u>	<u>Interest Payments</u>	<u>Total</u>
2026	\$ 5,391	\$ 7	\$ 5,398

Bonds, Certificates of Indebtedness, and Bond Premium

All principal and interest requirements are funded in accordance with Louisiana law by the annual ad valorem tax levy on taxable property within the Parish and excess revenues from the General Fund. At June 30, 2025, the School Board has accumulated \$18,144,201 in the debt service funds for future debt requirements. Interest rates on bonds and certificates range from 0.30% - 4.22%. The annual requirements to amortize outstanding bonds and certificate of indebtedness are as follows:

**Rapides Parish School Board
Alexandria, Louisiana
June 30, 2025
Notes to Basic Financial Statements**

<u>Year Ending June 30,</u>	<u>Principal Payments</u>	<u>Interest Payments</u>	<u>Total</u>
2026	\$ 15,395,000	\$ 6,865,789	\$ 22,260,789
2027	8,453,000	6,536,969	14,989,969
2028	8,815,000	6,221,060	15,036,060
2029	9,198,000	5,889,558	15,087,558
2030	8,900,000	5,542,385	14,442,385
2031-2035	43,595,000	22,255,989	65,850,989
2036-2040	42,815,000	12,584,556	55,399,556
2041-2044	28,915,000	2,700,757	31,615,757
	<u>\$ 166,086,000</u>	<u>\$ 68,597,063</u>	<u>\$ 234,683,063</u>

In accordance with Louisiana Revised Statute 39:562, the School Board is legally restricted from incurring long-term bonded debt in excess of 35 percent of the assessed value of taxable property. At June 30, 2025, the statutory limit was \$496,926,965 and outstanding bonded debt totaled \$158,781,000.

Two Qualified School Construction Bonds were issued in 2009 and 2011 and require the School Board to make mandatory sinking fund deposits annually in the amount of \$200,000 and \$466,667, respectively. The sinking fund deposits were used to satisfy balloon principal payments of \$3,000,000 for the Qualified School Construction Bond issued in 2009 during the year ended June 30, 2025. The sinking fund deposits will be used to satisfy balloon principal payments of \$7,000,000 for the Qualified School Construction Bond issued in 2009, made payable upon the final maturity date.

Rapides Parish School Board issued three General Obligation Bonds during the fiscal year ended June 30, 2017 to construct and improve school facilities. Bond premiums associated with these issues totaled \$183,898. General Obligation Bonds were refunded in 2021 and 2022 with bond premiums of \$257,995 and \$159,677, respectively. The School Board issued two additional General Obligation Bonds during the fiscal year ended June 30, 2023 to construct and improve school facilities. Bond premiums associated with these issues totaled \$4,194,182. Three additional General Obligation Bonds were issued during the fiscal year ended June 30, 2024, with bond premiums totaling \$4,797,016. The unamortized portion of bond premiums at June 30, 2025, was \$8,603,715 for the following bonds:

<u>District</u>	<u>Amount</u>	<u>Interest Rate</u>
Glenmora District No. 27	\$ 4,700,000	2.42%
Poland District No. 55	3,600,000	2.52%
Sixth Ward District No. 58	2,500,000	2.50%
Pineville District No. 52	12,690,000	2.00%
Rigolette District No. 11	10,475,000	2.30%
Consolidated District No. 62	40,000,000	3.90%
Consolidated District No. 62	35,000,000	4.22%
Lecompte-Lamourie-Woodworth District No. 57	11,000,000	4.04%
Rigolette District No. 11	25,000,000	3.98%
Consolidated District No. 62	25,000,000	4.12%

**Rapides Parish School Board
 Alexandria, Louisiana
 June 30, 2025
 Notes to Basic Financial Statements**

11. Postemployment Health Care and Life Insurance Benefits

The Rapides Parish School Board provides certain continuing health care and life insurance benefits for its retired employees. The Rapides Parish School Board's Other Postemployment Benefit (OPEB) Plan is a single-employer defined benefit OPEB plan administered by the School Board. The authority to establish and/or amend the obligation of the employer, employees, and retirees rests with the School Board. No assets are accumulated in a trust that meets the criteria in Governmental Accounting Standards Board (GASB) Codification Section P52 *Postemployment Benefits Other Than Pensions – Reporting For Benefits Not Provided Through Trusts That Meet Specified Criteria – Defined Benefit*.

Plan Description

The Rapides Parish School Board's medical and life benefits are provided through the Louisiana Office of Group Benefits (OGB) and involve several statewide networks and one HMO with a premium structure by region.

The OGB plan is a fully insured, multiple-employer arrangement and has been deemed to be a single-employer defined benefit OPEB plan (within the meaning of GASB 74/75) for financial reporting purposes and for this valuation. Medical benefits are provided to employees upon actual retirement. Since more than 80% of the employees are covered by the Teachers' Retirement System of Louisiana (TRSL), we have used those retirement eligibility (D.R.O.P. entry) provisions as follows: 30 years of service at any age; age 55 and 25 years of service; or age 60 and 5 years of service. Employees hired on and after January 1, 2011 may not receive an unreduced retirement benefit before age 60.

Life insurance coverage under the OGB program is available to retirees by election and is based on a blended rate (active and retired). The employer pays 50% of the "cost" of the retiree life insurance, but it is based on the blended rate. Insurance coverage amounts are reduced by 25% at age 65 and by an additional 25% at age 70 according to the OGB plan provisions.

At June 30, 2025, the following employees were covered by the benefit terms:

Inactive employees or beneficiaries currently receiving benefit payments	2,021
Inactive employees entitled to but not yet receiving benefit payments	-
Active employees	<u>2,365</u>
	4,386

Total OPEB Liability

The School Board's total OPEB liability of \$277,463,891 was measured as of June 30, 2025, and was determined by an actuarial valuation as of that date.

**Rapides Parish School Board
Alexandria, Louisiana
June 30, 2025
Notes to Basic Financial Statements**

The total OPEB liability in the June 30, 2025, actuarial valuation was determined using the following actuarial assumptions and other inputs, applied to all periods included in the measurement, unless otherwise specified:

Inflation	2.00%
Salary increases	4.00%, including inflation
Discount rate	3.93% annually (Beginning of Year) 5.20% annually (As of End of Year Measurement Date)
Healthcare cost trend rates	Getzen model, initial trend of 5.50%
Mortality	Pub-2010T with TRSL adjustments

The discount rate was based on the Bond Buyers' 20 Year General Obligation municipal bond index as of June 30, 2025, the end of the applicable measurement period.

The actuarial assumptions used in the June 30, 2025, valuation were based on the results of ongoing evaluations of the assumptions from July 1, 2009 to June 30, 2024.

Changes in Total OPEB Liability

Balance at June 30, 2024	\$ 319,832,357
Changes for the year:	
Service cost	7,695,462
Interest	12,621,434
Differences between expected and actual experience	-
Changes in assumptions	(49,817,879)
Benefit payments and net transfers	<u>(12,867,483)</u>
Net changes	<u>(42,368,466)</u>
Balance at June 30, 2025	\$ 277,463,891

Sensitivity of the Total OPEB Liability to Changes in the Healthcare Cost Trend Rate

The following presents the total OPEB liability of the School Board using the healthcare cost trend rate of 5.50%, as well as what the School Board's total OPEB liability would be if it were calculated using a healthcare cost trend rate that is one percentage-point lower (4.50%) or one percentage-point higher (6.50%) than the current healthcare trend rate:

	1.0% Decrease (4.50%)	Current Trend Rate (5.50%)	1.0% Increase (6.50%)
Total OPEB liability	\$ 239,948,930	\$ 277,463,891	\$ 324,260,191

**Rapides Parish School Board
Alexandria, Louisiana
June 30, 2025
Notes to Basic Financial Statements**

Sensitivity of the Total OPEB Liability to Changes in the Discount Rate

The following presents the total OPEB liability of the School Board using the discount rate of 5.20%, as well as what the School Board's total OPEB liability would be if it were calculated using a discount rate that is one percentage-point lower (4.20%) or one percentage-point higher (6.20%) than the current discount rate:

	1.0% Decrease (4.20%)	Current Discount Rate (5.20%)	1.0% Increase (6.20%)
Total OPEB liability	\$ 315,567,121	\$ 277,463,891	\$ 246,224,021

OPEB Expense and Deferred Outflows of Resources and Deferred Inflows of Resources Related to OPEB

For the year ended June 30, 2025, the School Board recognized OPEB expense of \$6,332,044. At June 30, 2025, the School Board reported deferred outflows of resources and deferred inflows of resources related to OPEB from the following sources:

	Deferred Outflows of Resources	Deferred Inflows of Resources
Differences between expected and actual experience	\$ 6,434,670	\$ 20,864,463
Changes in assumptions	36,965,676	60,057,236
	\$ 43,400,346	\$ 80,921,699

Amounts reported as deferred outflows of resources and deferred inflows of resources related to OPEB will be recognized in OPEB expense as follows:

<u>Year Ending June 30,</u>	
2026	\$ (18,650,079)
2027	(7,068,296)
2028	(3,340,088)
2029	(8,462,890)
	\$ (37,521,353)

12. Net Position and Fund Balances

Nonspendable Fund Balances

The School Board has recorded a nonspendable fund balance of \$363,964 for unused food commodities in the Fund Financial Statements. This amount is recorded as unrestricted net position in the Government-Wide Financial Statements.

The School Board has recorded the principal amount of the original donation of \$3,000 in the F. P. Joseph Memorial Permanent Fund as nonspendable fund balance in accordance with the donor's request. The additional amount of \$12,883 that has accumulated in that fund is also shown as restricted fund balance and as restricted net position.

**Rapides Parish School Board
Alexandria, Louisiana
June 30, 2025
Notes to Basic Financial Statements**

Restricted Fund Balances

In accordance with the provisions of the sales tax propositions passed by the voters on June 19, 1967, and May 2, 1987, the Rapides Parish School Board has a \$8,572,128 restriction on total net position and related fund balances for salaries and related benefits of all School Board employees from enabling legislation. This restriction is in the Sales Tax Special Revenue Funds and is a result from the wording of the sales tax resolution approved by voters.

The United States Department of Agriculture mandates that a percentage of funds received in regards to the Kisatchie National Forest be used to further forest education. The School Board has reported this accumulated unspent total of \$868,272 as of June 30, 2025, as restricted fund balance and as restricted net position.

External parties have restricted the use of many special revenue funds totaling \$28,348,083.

The funds held at the various public schools in Rapides Parish to report the school activities are included in restricted fund balance and net position in the amount of \$4,212,684.

The School Board reports restricted fund balance and net position in the amount of \$18,144,201 for debt service.

The School Board also reports restricted fund balance for capital projects in the amount of \$112,603,033. This amount is also shown as restricted net position.

Committed Fund Balances

The School Board has formally designated the use of \$4,744,908 for workers' compensation by recording it as committed fund balances. This amount is shown as unrestricted net position on the government-wide financial statements.

Assigned Fund Balances

School Lunch/Breakfast Fund accounts for monies received from federal, state, and local sources through grants, equalization funds, and fees charged for meals. The remaining balance in this fund totaling \$10,475,225 is shown as assigned fund balance for the governmental funds and unrestricted net position on the government-wide financial statements.

13. Retirement Systems

The Rapides Parish School Board contributes to the Teachers' Retirement System of Louisiana, the Louisiana School Employees' Retirement System, and the Louisiana State Employees' Retirement System. The Rapides Parish School Board recognizes its proportionate share of the net pension liability in its financial statements. The following recap shows the total deferred outflow and inflows of resources and net pension liability, as reported in the Statement of Net Position, for each of these plans, which is explained further in this note disclosure:

**Rapides Parish School Board
Alexandria, Louisiana
June 30, 2025
Notes to Basic Financial Statements**

	Deferred Outflows of Pension Resources	Deferred Inflows of Pension Resources	Net Pension Liability
Teachers' Retirement System of Louisiana (TRSL)	\$ 78,512,694	\$ 11,527,342	\$ 224,708,772
Louisiana School Employees' Retirement System (LSERS)	3,600,590	3,161,308	16,180,583
Louisiana State Employees' Retirement System (LASERS)	718,085	379,885	3,072,214
	\$ 82,831,369	\$ 15,068,535	\$ 243,961,569

A. Teachers' Retirement System of Louisiana (TRSL)

General Information about the Pension Plan

Plan Description

Employees of Rapides Parish School Board are provided with pensions through a cost-sharing multiple-employer defined benefit plan administered by the Teachers' Retirement System of Louisiana (TRSL). Chapter 2 of Title 11 of the Louisiana Revised Statutes (LA R.S. 11:401) grants to TRSL Board of Trustees and the Louisiana Legislature the authority to review administration, benefit terms, investments, and funding of the plan. TRSL issues a publicly available financial report that is available for download at www.trsl.org.

Benefits Provided

The following is a description of the plan and its benefits and is provided for general information purposes only. TRSL provides retirement, deferred retirement option (DROP), disability, and survivor's benefits. Participants should refer to the appropriate statutes for more complete information.

1. Retirement

Normal Retirement

- a. **Regular Plan** – Members whose first employment makes them eligible for membership in a Louisiana state retirement system on or after July 1, 2015 may retire with a 2.5% benefit factor after attaining age 62 with at least 5 years of service and are eligible for an actuarially reduced benefit with 20 years of service at any age. Members hired between January 1, 2011 and June 30, 2015 may retire with a 2.5% benefit factor after attaining age 60 with at least 5 years of service and are eligible for an actuarially reduced benefit with 20 years of service at any age. Members hired between July 1, 1999 and December 31, 2010, are eligible for a 2.5% benefit factor at the earliest of age 60 with 5 years of service, age 55 with 25 years of service, or at any age with 30 years of service. Members may retire with an actuarially reduced benefit with 20 years of service at any age. If hired before July 1, 1999, members are eligible for a 2.0% benefit factor at the earliest of age 60 with 5 years of service or at any age with 20 years of service and are eligible for a 2.5% benefit factor at the earliest of age 65 with 20 years of service, age 55 with 25 years of service, or at any age with 30 years of service.

**Rapides Parish School Board
Alexandria, Louisiana
June 30, 2025
Notes to Basic Financial Statements**

- b. **Plan A** - Members may retire with a 3.0% benefit factor at age 60 with 5 years of service, age 55 with 25 years of service, or at any age with 30 years of service. Plan A is closed to new entrants.
- c. **Plan B** - Members hired before July 1, 2015 may retire with a 2.0% benefit factor at age 60 with 5 years of service or age 55 with 30 years of service. Members first eligible to join and hired on or after July 1, 2015 may retire with a 2.0% benefit factor at age 62 with 5 years of service or an actuarially reduced benefit with 20 years of service at any age.

Benefit Formula – For all plans, retirement benefits are based on a formula which multiplies the final average compensation by the applicable benefit factor, and by the years of creditable service. For Regular Plan and Plan B members whose first employment makes them eligible for membership in a Louisiana state retirement system on or after January 1, 2011, final average compensation is defined as the highest average 60-month period. For all other members, final average compensation is defined as the highest average 36-month period.

Payment Options – A retiring member is entitled to receive the maximum monthly benefit payable until the member's death. However, in lieu of the maximum monthly benefit, the member may elect to receive a reduced monthly benefit (based on a named beneficiary's age). In addition, all options (except Option 1) are allowed a lump sum that can't exceed 36 months of the members' maximum monthly benefit amount.

Effective July 1, 2009, members may make an irrevocable election at retirement to receive an actuarially reduced monthly benefit which increases 2.5% annually, beginning on the first retirement anniversary date, but not before age 55 or before the retiree would have attained age 55 in the case of a surviving spouse. This option can be chosen in combination with the above options.

Optional Retirement Plan (ORP)

The Optional Retirement Plan (ORP) was established for academic employees of public institutions of higher education who are eligible for membership in TRSL. This plan was designed to provide certain academic and unclassified employees of public institutions of higher education an optional method of funding for their retirement.

The ORP is a defined contribution pension plan which provides for portability of assets and full and immediate vesting of all contributions submitted on behalf of the affected employees to the approved providers. These providers are selected by the TRSL Board of Trustees. Monthly employer and employee contributions are invested as directed by the employee to provide the employee with future retirement benefits. The amount of these benefits is entirely dependent upon the total contributions and investment returns accumulated during the employee's working lifetime. Employees in eligible positions of higher education can make an irrevocable election to participate in the ORP rather than TRSL and purchase annuity contracts—fixed, variable, or both—for benefits payable at retirement.

Rapides Parish School Board
Alexandria, Louisiana
June 30, 2025
Notes to Basic Financial Statements

2. Deferred Retirement Option Program (DROP)

In lieu of terminating employment and accepting a service retirement, an eligible member can begin participation in the Deferred Retirement Option Program (DROP) on the first retirement eligibility date for a period not to exceed 3 years. A member has a 60-day window from his first eligible date to participate in the program in order to participate for the maximum number of years. Delayed participation reduces the three-year maximum participation period. During participation, benefits otherwise payable are fixed, and deposited in an individual DROP account.

Upon termination of DROP participation, the member can continue employment and earn additional benefit accruals to be added to the fixed pre-DROP benefit.

Upon termination of employment, the member is entitled to the fixed benefit, an additional benefit based on post-DROP service (if any), and the individual DROP account balance which can be paid in a lump sum or as an additional annuity based upon the account balance.

3. Disability Retirement Benefits

Active members whose first employment makes them eligible for membership in a Louisiana state retirement system before January 1, 2011, and who have 5 or more years of service credit are eligible for disability retirement benefits if certified by the State Medical Disability Board (SMDB) to be disabled from performing their job. All other members must have at least 10 years of service to be eligible for a disability benefit. Calculation of the disability benefit as well as the availability of a minor child benefit is determined by the plan to which the member belongs and the date on which the member's first employment made them eligible for membership in a Louisiana state retirement system.

4. Survivor Benefits

A surviving spouse with minor children of an active member with five years of creditable service, at least 2 of which were earned immediately prior to death, or 20 years of creditable service is entitled to a benefit equal to the greater of (a) \$600 per month, or (b) 50% of the member's benefit calculated at the 2.5% benefit factor for all creditable service. When a minor child(ren) is no longer eligible to receive survivor benefits, and the deceased member had at least 10 years of creditable service, the spouse's benefit reverts to a survivor benefit in accordance with the provisions for a surviving spouse with no minor child(ren). Benefits for the minor child(ren) cease when he/she is no longer eligible.

Each minor child (maximum of 2) shall receive an amount equal to the greater of (a) 50% of the spouse's benefit, or (b) \$300 (up to 2 eligible children). Benefits to minors cease at attainment of age 21, marriage, or age 23 if enrolled in an approved institution of higher education.

A surviving spouse without minor children of an active member with 10 years of creditable service, at least 2 of which were earned immediately prior to death, or 20 years of creditable service is entitled to a benefit equal to the greater of (a) \$600 per month, or (b) the option 2 equivalent of the benefit calculated at the 2.5% benefit factor for all creditable service.

**Rapides Parish School Board
Alexandria, Louisiana
June 30, 2025
Notes to Basic Financial Statements**

5. Permanent Benefit Increases/Cost-of-Living Adjustments

As fully described in Title 11 of the Louisiana Revised Statutes, the System allows for the payment of ad hoc permanent benefit increases, also known as cost-of-living adjustments (COLAs), that are funded through investment earnings when recommended by the Board of Trustees and approved by the State Legislature.

Contributions

The employer contribution rate is established annually under Louisiana Revised Statute 11:101-11:104 by the Public Retirement Systems' Actuarial Committee (PRSAC), taking into consideration the recommendation of the System's actuary. Each sub plan pays a separate actuarially determined employer contribution rate. However, all assets of TRSL are used for the payment of benefits for all classes of members, regardless of their plan.

The rates in effect during the fiscal year ended June 30, 2025 are as follows:

Plan	Plan Type	Employee Contribution Rate	Employer Contribution Rate
K-12 Regular Plan	Sub	8.0%	21.51%
Higher Ed Regular Plan	Sub	8.0%	20.88%
Plan A	Sub	9.1%	21.51%
Plan B	Sub	5.0%	21.51%
ORP	ORP	8.0%	22.10%

The School Board's contractually required composite contribution rate for the year ended June 30, 2025 was 21.51% of annual payroll, actuarially determined as an amount that, when combined with employee contributions, is expected to finance the costs of benefits earned by employees during the year, with an additional amount to finance any Unfunded Actuarial Accrued Liability. Contributions to the pension plan from the School Board were \$32,678,616 for the year ended June 30, 2025.

Pension Liabilities, Pension Expense, and Deferred Outflows of Resources and Deferred Inflows of Resources Related to Pensions

At June 30, 2025, the Rapides Parish School Board reported a liability of \$224,708,772 for its proportionate share of the Net Pension Liability. The Net Pension Liability was measured as of June 30, 2024, and the total pension liability used to calculate the Net Pension Liability was determined by an actuarial valuation as of that date. The School Board's proportion of the Net Pension Liability was based on a projection of the School Board's long-term share of contributions to the pension plan relative to the projected contributions of all participating employers, actuarially determined. At June 30, 2024, the School Board's proportion was 2.60270%, which was an increase of 0.06933% from its proportion measured as of June 30, 2023.

For the year ended June 30, 2025, the School Board recognized pension expense of \$26,127,857 plus employer's amortization of change in proportionate share and differences between employer contributions and proportionate share of contributions of \$3,486,903.

**Rapides Parish School Board
Alexandria, Louisiana
June 30, 2025
Notes to Basic Financial Statements**

At June 30, 2025, the School Board reported deferred outflows of resources and deferred inflows of resources related to pensions from the following sources:

	Deferred Outflows of Resources	Deferred Inflows of Resources
Differences between expected and actual experience	\$ 12,754,091	\$ -
Changes of assumptions	6,014,815	5,753,674
Net difference between projected and actual earnings on pension plan investments	17,070,750	-
Changes in proportion and differences between employer contributions and proportionate share of contributions	9,994,422	5,773,668
Employer contributions subsequent to the measurement date	32,678,616	-
Total	\$ 78,512,694	\$ 11,527,342

The \$32,678,616 reported as deferred outflows of resources related to pensions resulting from the School Board contributions subsequent to the measurement date will be recognized as a reduction of the Net Pension Liability in the following year. Other amounts reported as deferred outflows of resources and deferred inflows of resources related to pensions will be recognized in pension expense as follows:

<u>Year Ending June 30,</u>			
2026		\$	2,336,599
2027			27,327,991
2028			1,856,615
2029			2,785,531
		\$	34,306,736

Actuarial Assumptions

A summary of the actuarial methods and assumptions used in determining the total pension liability as of June 30, 2024, are as follows:

Valuation Date	June 30, 2024
Actuarial Cost Method	Entry Age Normal
Amortization Approach	Closed

**Rapides Parish School Board
Alexandria, Louisiana
June 30, 2025
Notes to Basic Financial Statements**

Actuarial Assumptions:

Expected Remaining Service Lives	5 years
Investment Rate of Return	7.25% net of investment expenses
Inflation Rate	2.40% per annum
Mortality	
Active Members	Mortality rates based on the Pub2010T-Below Median Employee (amount weighted) tables for males and females, adjusted by 0.965 for males and by 0.942 for females.
Non-disabled Retiree/Inactive Members	Mortality rates based on the Pub2010T-Below Median Retiree (amount weighted) tables for males and females, adjusted by 1.173 for males and by 1.258 for females.
Disability Retiree	Mortality rates based on the Pub2010T-Disability (amount weighted) tables for males and females, adjusted by 1.043 for males and by 1.092 for females.
Contingent Survivor	Mortality rates based on the Pub2010T-Below Median – Contingent Survivor (amount weighted) tables for males and females, adjusted by 1.079 for males and by 0.919 for females.
	These base tables are adjusted from 2010 to 2019 (base year, representing the mid-point of the experience study) with continued future mortality improvement using the MP-2021 improvement table on a fully generational basis.
Termination, Disability, and Retirement	Termination, disability, and retirement assumptions were projected based on a five-year (2018-2022) experience study of the System's members.
Salary Increases	2.41%-4.85%; varies depending on duration of service
Cost-of-Living Adjustments	None

**Rapides Parish School Board
Alexandria, Louisiana
June 30, 2025
Notes to Basic Financial Statements**

The long-term expected rate of return on pension plan investments was determined using a building-block method in which best-estimate ranges of expected future real rates of return (expected returns, net of pension plan investment expenses and inflation) are developed for each major asset class. These ranges are combined to produce the long-term expected rate of return by weighting the expected future real rates of return by the target asset allocation percentage and by adding expected inflation and an adjustment for the effect of rebalancing/diversification. The resulting long-term geometric nominal expected rate of return was 8.68% for 2024. Best estimates of arithmetic real rates of return for each major asset class included in the pension plan's target asset allocation as of June 30, 2024, are summarized in the following table:

<u>Asset Class</u>	<u>Target Allocation</u>	<u>Long-Term Expected Real Rate of Return</u>
Domestic equity	22.5%	4.45%
International equity	11.5%	4.29%
Domestic fixed income	8.0%	2.79%
International fixed income	6.0%	1.66%
Private equity	37.0%	8.24%
Other private assets	<u>15.0%</u>	4.51%
Total	100.0%	

Discount Rate

The discount rate used to measure the total pension liability was 7.25%. The projection of cash flows used to determine the discount rate assumed that plan member contributions will be made at the current contribution rate and that contributions from participating employers will be made at the actuarially determined rates approved by Public Retirement Systems' Actuarial Committee, taking into consideration the recommendation of the System's actuary. Based on those assumptions, the pension plan's fiduciary net position was projected to be available to make all projected future benefit payments of current plan members. Therefore, the long-term expected rate of return on pension plan investments was applied to all periods of projected benefit payments to determine the total pension liability.

Sensitivity of the Employer's Proportionate Share of the Net Pension Liability to Changes in the Discount Rate

The following presents the employer's proportionate share of the Net Pension Liability using the discount rate of 7.25%, as well as what the Employer's proportionate share of the Net Pension Liability would be if it were calculated using a discount rate that is one percentage-point lower (6.25%) or one percentage-point higher (8.25%) than the current rate:

	<u>1.0% Decrease (6.25%)</u>	<u>Current Discount Rate (7.25%)</u>	<u>1.0% Increase (8.25%)</u>
Employer's proportionate share of the net pension liability	\$ 325,653,063	\$ 224,708,772	\$ 139,840,623

**Rapides Parish School Board
Alexandria, Louisiana
June 30, 2025
Notes to Basic Financial Statements**

Support of Non-employer Contributing Entities

Contributions received by a pension plan from non-employer contributing entities that are not in a special funding situation are recorded as revenue by the respective pension plan. The School Board recognizes revenue in an amount equal to their proportionate share of the total contributions to the pension plan from these non-employer contributing entities. During the year ended June 30, 2025, the School Board recognized revenue as a result of support received from non-employer contributing entities of \$1,341,203 for its participation in TRSL.

Pension Plan Fiduciary Net Position

Detailed information about the pension plan's fiduciary net position is available in the separately issued TRSL 2024 Annual Comprehensive Financial Report at www.trsl.org.

B. Louisiana School Employees' Retirement System (LSERS)

General Information about the Pension Plan

Plan Description

Employees of Rapides Parish School Board are provided with pensions through a cost-sharing multiple-employer defined benefit plan administered by the State of Louisiana School Employees' Retirement System (LSERS). Section 11:1001 of the Louisiana Revised Statutes grants to LSERS Board of Trustees and the Louisiana Legislature the authority to review administration, benefit terms, investments, and funding of the plan. LSERS issues a publicly available financial report that is available for download at www.lasers.net.

Benefits Provided

The following is a description of the plan and its benefits and is provided for general information purposes only. Participants should refer to the appropriate statutes for more complete information.

1. Retirement

A member whose first employment making him eligible for membership in one of Louisiana's state retirement systems occurred on or before June 30, 2010, is eligible for normal retirement if he has at least 30 years of creditable service regardless of age, 25 years of creditable service and is at least age 55, 20 years of creditable service regardless of age with an actuarially reduced benefit, or 10 years of creditable service and is at least age 60. A member whose first employment making him eligible for membership in one of Louisiana's state retirement systems occurred on or after July 1, 2010 and on or before June 30, 2015, is eligible for normal retirement if he has at least 5 years of creditable service and is at least age 60, or 20 years of creditable service regardless of age with an actuarially reduced benefit. A member whose first employment making him eligible for membership in one of Louisiana's state retirement systems occurred on or after July 1, 2015, is eligible for normal retirement if he has at least 5 years of creditable service and is at least age 62, or 20 years of creditable service regardless of age with an actuarially reduced benefit.

**Rapides Parish School Board
Alexandria, Louisiana
June 30, 2025
Notes to Basic Financial Statements**

For members who joined the System prior to July 1, 2006, the maximum retirement benefit is an amount equal to 3.33% of the average compensation for the three highest consecutive years of membership service, subject to the 10.0% salary limitation, multiplied by the number of years of service limited to 100% of final average compensation plus a supplementary allowance of \$2 per month for each year of service. For members who joined the System on or after July 1, 2006 and whose first employment making them eligible for membership in one of Louisiana's state retirement systems occurred on or before June 30, 2010, 3.33% of the average compensation is used to calculate benefits; however, the calculation consists of the five highest consecutive years of membership service, subject to the 10.0% salary limitation.

For members whose first employment making them eligible for membership in one of Louisiana's state retirement systems occurred on or after July 1, 2010, 2.5% of the average compensation is used to calculate benefits and consists of the five highest consecutive years' average salary, subject to the 15.0% salary limitation. The supplemental allowance was eliminated for members entering the System on or after July 1, 1986. Effective January 1, 1992, the supplemental allowance was reinstated to all members whose service retirement became effective after July 1, 1971.

2. Deferred Retirement Benefits

Members of the System may elect to participate in the Deferred Retirement Option Plan (DROP) and defer the receipt of benefits. The election may be made only one time and the duration is limited to three years. Once an option has been selected, no change is permitted. Upon the effective date of the commencement of participation in DROP, active membership in the regular retirement plan of the System terminates. Average compensation and creditable service remain as they existed on the effective date of commencement of participation in DROP. The monthly retirement benefits, that would have been payable had the person elected to cease employment and receive a service retirement allowance, are paid into the Deferred Retirement Option Plan Fund Account.

The System maintains subaccounts within this account reflecting the credits attributed to each participant in the System. Interest credited and payments from the DROP account are made in accordance with Louisiana Revised Statutes 11:1152(F)(3). Upon termination of participation in both the System and employment, a participant may receive his DROP monies either in a lump sum payment from the account or systematic disbursements in a manner approved by the Board.

The System also provides for deferred benefits for vested members who terminate before being eligible for retirement. Once the member reaches the appropriate age for retirement, benefits become payable.

3. Disability Benefits

A member is eligible to retire and receive disability benefits if he has at least 5 years of creditable service, is not eligible for normal retirement, and has become totally and permanently disabled and is certified as disabled by the Medical Board. A vested person with 20 or more years of creditable service, who has withdrawn from active service prior to the age at which he is eligible for retirement benefits, is eligible for a disability benefit until normal retirement age. A member who joins the System on or after July 1, 2006, must have at least 10 years of service to qualify for disability benefits.

**Rapides Parish School Board
Alexandria, Louisiana
June 30, 2025
Notes to Basic Financial Statements**

4. Survivor Benefits

Upon the death of a member with 5 or more years of creditable service, the System provides benefits for surviving spouses and minor children. Under certain conditions outlined in the statutes, a spouse is entitled to 75% of the member's benefit.

5. Initial Benefit Retirement Plan

Effective January 1, 1996, the state legislature authorized the System to establish an Initial Benefit Retirement Plan (IBRP) program. IBRP is available to members who have not participated in DROP and who select certain benefit options. Thereafter, these members are ineligible to participate in the DROP. The IBRP program provides both a one-time single sum payment of up to 36 months of a regular monthly retirement benefit, plus a reduced monthly retirement benefit for life. Interest credited and payments from IBRP account are made in accordance with Louisiana Revised Statutes 11:1152(F)(3).

Members who enter DROP or IBRP on or after January 1, 2004, are required to participate in LSERS Self-Directed Plan (SDP) which is administered by a third-party provider. The SDP allows DROP/IBRP participants to choose from a menu of investment options for the allocation of their DROP/IBRP balances. Participants may diversify their investments by choosing from an approved list of mutual funds with different holdings, management styles, and risk factors.

Contributions

Contributions for all participating school boards are actuarially determined as required by Act 81 of 1988 but cannot be less than the rate required by the Constitution.

The employer's contribution rate for the year ended June 30, 2025 was 25.8% of annual payroll, with the employee contributing 7.5% or 8.0% of annual payroll depending on their eligibility date. Contributions to the pension plan from the School Board were \$3,207,417 for the year ended June 30, 2025.

Pension Liabilities, Pension Expense, and Deferred Outflows of Resources and Deferred Inflows of Resources Related to Pensions

At June 30, 2025, the Rapides Parish School Board reported a liability of \$16,180,583 for its proportionate share of the Net Pension Liability. The Net Pension Liability was measured as of June 30, 2024, and the total pension liability used to calculate the Net Pension Liability was determined by an actuarial valuation as of that date. The School Board's proportion of the Net Pension Liability was based on a projection of the School Board's long-term share of contributions to the pension plan relative to the projected contributions of all participating employers, actuarially determined. At June 30, 2024, the School Board's proportion was 3.19049%, which was a decrease of 0.18183% from its proportion measured as of June 30, 2023.

For the year ended June 30, 2025, the School Board recognized pension expense of \$1,348,898 plus employer's amortization of change in proportionate share and differences between employer contributions and proportionate share of contributions of \$(377,331).

**Rapides Parish School Board
Alexandria, Louisiana
June 30, 2025
Notes to Basic Financial Statements**

At June 30, 2025, the School Board reported deferred outflows of resources and deferred inflows of resources related to pensions from the following sources:

	<u>Deferred Outflows of Resources</u>	<u>Deferred Inflows of Resources</u>
Differences between expected and actual experience	\$ 393,173	\$ -
Changes of assumptions	-	691,459
Net difference between projected and actual earnings on pension plan investments	-	1,543,706
Changes in proportion and differences between employer contributions and proportionate share of contributions	-	926,143
Employer contributions subsequent to the measurement date	<u>3,207,417</u>	<u>-</u>
Total	\$ 3,600,590	\$ 3,161,308

The \$3,207,417 reported as deferred outflows of resources related to pensions resulting from the School Board contributions subsequent to the measurement date will be recognized as a reduction of the Net Pension Liability in the following year. Other amounts reported as deferred outflows of resources and deferred inflows of resources related to pensions will be recognized in pension expense as follows:

<u>Year Ending June 30,</u>	
2026	\$ (1,897,856)
2027	(217,979)
2028	(360,401)
2029	<u>(291,899)</u>
	\$ (2,768,135)

Actuarial Assumptions

A summary of the actuarial methods and assumptions used in determining the total pension liability as of June 30, 2024, are as follows:

Valuation Date	June 30, 2024
Actuarial Cost Method	Entry Age Normal
Actuarial Assumptions:	
Expected Remaining Service Lives	2024 – 3 years 2023 – 2 years

**Rapides Parish School Board
Alexandria, Louisiana
June 30, 2025
Notes to Basic Financial Statements**

Investment Rate of Return	6.80% per annum net of investment expenses
Inflation Rate	2.50% per annum
Mortality	Mortality rates based on the Pub-2010 Median Healthy Retiree Tables, the Pub-2010 General Below Median Sex Distinct Employee Table, and the Pub-2010 Non-Safety Disabled Retiree Sex Distinct Table. Each with full generational MP2021 scales for mortality improvement.
Salary Increases	Salary increases were projected based on a 2023 experience study (for the period of 2018-2022) of the Plan's members, calculated at 3.75%.
Cost-of-Living Adjustments	Permanent benefit increases (PBI) may be granted from the Permanent Benefit Increase Funding Account provided the balance is sufficient to fully fund the PBI and the plan has met the granting criteria and eligibility requirements outlined by ACT 184 of 2023.

The long-term expected rate of return on pension plan investments was determined using a triangulation method which integrated the CAPM pricing model (top-down), a treasury yield curve approach (bottom-up), and an equity building-block model (bottom-up). Risk return and correlations are projected on a forward-looking basis in equilibrium, in which best-estimates of expected future real rates of return (expected returns, net of pension plan investment expense and inflation) are developed for each major asset class. These rates are combined to produce the long-term expected rate of return by weighting the expected future real rates of return by the target asset allocation percentage and by adding expected inflation. Best estimates of arithmetic real rates of return for each major asset class included in the System's target asset allocation as of June 30, 2024, are summarized in the following table:

<u>Asset Class</u>	<u>Target Allocation</u>	<u>Long-Term Expected Real Rate of Return</u>
Fixed income	26%	0.97%
Equity	39%	2.66%
Alternative	23%	1.81%
Real estate	12%	0.60%
Total	100%	6.04%
Inflation		2.40%
Expected Arithmetic Nominal Return		8.44%

**Rapides Parish School Board
Alexandria, Louisiana
June 30, 2025
Notes to Basic Financial Statements**

Discount Rate

The discount rate used to measure the total pension liability was 6.80%. The projection of cash flows used to determine the discount rate assumed that contributions from plan members will be made at the current contribution rates and that contributions from participating employers will be made at the actuarially determined rates approved by Public Retirement Systems' Actuarial Committee, taking into consideration the recommendation of the System's actuary. Based on these assumptions, the pension plan's fiduciary net position was projected to be available to make all projected future benefit payments of current plan members. Therefore, the long-term expected rate of return on pension plan investments was applied to all periods of projected benefit payments to determine the total pension liability.

Sensitivity of the Employer's Proportionate Share of the Net Pension Liability to Changes in the Discount Rate

The following presents the employer's proportionate share of the Net Pension Liability using the discount rate of 6.80%, as well as what the Employer's proportionate share of the Net Pension Liability would be if it were calculated using a discount rate that is one percentage-point lower (5.80%) or one percentage-point higher (7.80%) than the current rate:

	1.0% Decrease (5.80%)	Current Discount Rate (6.80%)	1.0% Increase (7.80%)
Employer's proportionate share of the net pension liability	\$ 24,626,886	\$ 16,180,583	\$ 8,941,007

Pension Plan Fiduciary Net Position

Detailed information about the pension plan's fiduciary net position is available in the separately issued LSERS 2024 Annual Comprehensive Financial Report at www.lasers.net.

C. Louisiana State Employees' Retirement System (LASERS)

General Information about the Pension Plan

Plan Description

Employees of Rapides Parish School Board are provided with pensions through a cost-sharing multiple-employer defined benefit plan administered by the Louisiana State Employees' Retirement System (LASERS). Section 401 of Title 11 of the Louisiana Revised Statutes (LA R.S. 11:401) grants to LASERS Board of Trustees and the Louisiana Legislature the authority to review administration, benefit terms, investments, and funding of the plan. LASERS issues a publicly available financial report that is available for download at www.lasersonline.org.

Benefits Provided

The following is a description of the plan and its benefits and is provided for general information purposes only. Participants should refer to the appropriate statutes for more complete information.

**Rapides Parish School Board
Alexandria, Louisiana
June 30, 2025
Notes to Basic Financial Statements**

1. Retirement

The age and years of creditable service required in order for a member to retire with full benefits are established by statute and vary depending on the member's hire date, employer, and job classification. LASERS rank and file members hired prior to July 1, 2006, may either retire with full benefits at any age upon completing 30 years of creditable service, at age 55 upon completing 25 years of creditable service, and at age 60 upon completing 10 years of creditable service depending on their plan. Those members hired between July 1, 2006 and June 30, 2015 may retire at age 60 upon completing 5 years of creditable service and those hired on or after July 1, 2015 may retire at age 62 upon completing 5 years of creditable service. The basic annual retirement benefit for members is equal to 2.5% to 3.5% of average compensation multiplied by the number of years of creditable service. Additionally, members may choose to retire with 20 years of service at any age, with an actuarially reduced benefit.

Average compensation is defined as the member's average annual earned compensation for the highest 36 consecutive months of employment for members employed prior to July 1, 2006. For members hired July 1, 2006 or later, average compensation is based on the member's average annual earned compensation for the highest 60 consecutive months of employment. The maximum annual retirement benefit cannot exceed the lesser of 100% of average compensation or a certain specified dollar amount of actuarially determined monetary limits, which vary depending upon the member's age at retirement. Judges, court officers, and certain elected officials receive an additional annual retirement benefit equal to 1.0% of average compensation multiplied by the number of years of creditable service in their respective capacity. As an alternative to the basic retirement benefits, a member may elect to receive their retirement benefits throughout their life, with certain benefits being paid to their designated beneficiary after their death.

Act 992 of the 2010 Louisiana Regular Legislative Session changed the benefit structure for LASERS members hired on or after January 1, 2011. This resulted in three new plans: regular, hazardous duty, and judges. The new regular plan includes regular members and those members who were formerly eligible to participate in specialty plans, excluding hazardous duty and judges. Regular members and judges are eligible to retire at age 60 after 5 years of creditable service and may also retire at any age, with a reduced benefit, after 20 years of creditable service. Hazardous duty members are eligible to retire with 12 years of creditable service at age 55, 25 years of creditable service at any age, or with a reduced benefit after 20 years of creditable service. Average compensation will be based on the member's average annual earned compensation for the highest 60 consecutive months of employment for all three new plans. Members in the regular plan will receive a 2.5% accrual rate, hazardous duty plan a 3.33% accrual rate, and judges a 3.5% accrual rate. The extra 1.0% accrual rate for each year of service for court officers, the governor, lieutenant governor, legislators, House clerk, sergeants at arms, or Senate secretary, employed after January 1, 2011, was eliminated by Act 992. Specialty plan and regular members, hired prior to January 1, 2011, who are hazardous duty employees have the option to transition to the new hazardous duty plan.

Act 226 of the 2014 Louisiana Regular Legislative Session established new retirement eligibility for members of LASERS hired on or after July 1, 2015, excluding hazardous duty plan members. Regular members and judges under the new plan are eligible to retire at age 62 after 5 years of creditable service and may also retire at any age, with a reduced benefit, after 20 years of creditable service. Average compensation will be based on the member's average annual earned compensation for the highest 60 consecutive months of employment. Members in the regular plan will receive a 2.5% accrual rate, and judges a 3.5% accrual rate, with the extra 1.0% accrual rate based on all years of service as a judge.

**Rapides Parish School Board
Alexandria, Louisiana
June 30, 2025
Notes to Basic Financial Statements**

A member leaving employment before attaining minimum retirement age, but after completing certain minimum service requirements, becomes eligible for a benefit provided the member lives to the minimum service retirement age, and does not withdraw their accumulated contributions. The minimum service requirement for benefits varies depending upon the member's employer and service classification.

2. Deferred Retirement Benefits

The State Legislature authorized LASERS to establish a Deferred Retirement Option Plan (DROP). When a member enters DROP, their status changes from active member to retiree even though they continue to work and draw their salary for a period of up to three years. The election is irrevocable once participation begins. During DROP participation, accumulated retirement benefits that would have been paid to each retiree are separately tracked. For members who entered DROP prior to January 1, 2004, interest at a rate of one-half percent less than the System's realized return on its portfolio (not to be less than zero) will be credited to the retiree after participation ends. At that time, the member must choose among available alternatives for the distribution of benefits that have accumulated in the DROP account. Members who enter DROP on or after January 1, 2004, are required to participate in LASERS Self-Directed Plan (SDP) which is administered by a third-party provider. The SDP allows DROP participants to choose from a menu of investment options for the allocation of their DROP balances. Participants may diversify their investments by choosing from an approved list of mutual funds with different holdings, management styles, and risk factors.

Members eligible to retire and who do not choose to participate in DROP may elect to receive at the time of retirement an initial benefit option (IBO) in an amount up to 36 months of benefits, with an actuarial reduction of their future benefits. For members who selected the IBO option prior to January 1, 2004, such amount may be withdrawn or remain in the IBO account earning interest at a rate of one-half percent less than the System's realized return on its portfolio (not to be less than zero). Those members who select the IBO on or after January 1, 2004, are required to enter the SDP as described above.

3. Disability Benefits

Generally, active members with 10 or more years of credited service who become disabled may receive a maximum disability retirement benefit equivalent to the regular retirement formula without reduction by reason of age.

Upon reaching retirement age, the disability retiree may receive a regular retirement benefit by making application to the Board of Trustees.

For injuries sustained in the line of duty, hazardous duty personnel in the Hazardous Duty Services Plan will receive a disability benefit equal to 75% of final average compensation or 100% of final average compensation if the injury was the result of an intentional act of violence.

**Rapides Parish School Board
Alexandria, Louisiana
June 30, 2025
Notes to Basic Financial Statements**

4. Survivor's Benefits

Certain eligible surviving dependents receive benefits based on the deceased member's compensation and their relationship to the deceased. The deceased regular member hired before January 1, 2011, who was in state service at the time of death, must have a minimum of 5 years of service credit, at least 2 of which were earned immediately prior to death, or who had a minimum of 20 years of service credit regardless of when earned in order for a benefit to be paid to a minor or handicapped child. Benefits are payable to an unmarried child until age 18, or age 23 if the child remains a full-time student. The aforementioned minimum service credit requirement is 10 years for a surviving spouse with no minor children, and benefits are to be paid for life to the spouse or qualified handicapped child.

The deceased regular member hired on or after January 1, 2011, must have a minimum of 5 years of service credit regardless of when earned in order for a benefit to be paid to a minor child. The aforementioned minimum service credit requirements for a surviving spouse are 10 years, 2 years being earned immediately prior to death, and in active state service at the time of death, or a minimum of 20 years of service credit regardless of when earned. A deceased member's spouse must have been married for at least 1 year before death.

5. Cost-of-Living Adjustments

As fully described in Title 11 of the Louisiana Revised Statutes, the System allows for the payment of cost-of-living adjustments (COLAs), that are funded through investment earnings when recommended by the Board of Trustees and approved by the State Legislature.

Contributions

Contribution requirements of active employees are governed by Section 401 of Title 11 of the Louisiana Revised Statutes (Louisiana Revised Statute 11:401) and may be amended by the Louisiana Legislature. Employee contributions are deducted from a member's salary and remitted with the employer contributions to LASERS by participating employers. The rates in effect during the year ended June 30, 2024 for the various plans follow:

	<u>Plan Status</u>	<u>Employer Contribution Rate</u>
Appellate Law Clerks	Closed	41.3%
Alcohol Tobacco Control	Closed	42.6%
Bridge Police	Closed	40.3%
Corrections Primary	Closed	39.9%
Corrections Secondary	Closed	44.6%
Harbor Police	Closed	47.3%
Hazardous Duty	Open	47.0%
Judges		
Hired before 1/1/2011	Closed	45.8%
Hired after 12/31/2010	Closed	44.7%
Hired on or after 7/1/2015	Open	44.7%
Legislators	Closed	37.0%
Optional Retirement Plan (ORP)	Closed	38.8%

**Rapides Parish School Board
Alexandria, Louisiana
June 30, 2025
Notes to Basic Financial Statements**

	Plan Status	Employer Contribution Rate
Peace Officers	Closed	43.0%
Regular Employees		
Hired before 7/1/2015	Closed	41.3%
Hired on or after 7/1/2015	Open	41.3%
Special Legislative Employees	Closed	39.0%
Wildlife Agents	Closed	53.1%
Aggregate Rate		41.9%

The School Board's contractually required composite contribution rate for the year ended June 30, 2025, was 34.74% of annual payroll, actuarially determined as an amount that, when combined with employee contributions, is expected to finance the costs of benefits earned by employees during the year, with an additional amount to finance any Unfunded Actuarial Accrued Liability. Contributions to the pension plan from the School Board were \$543,034 for the year ended June 30, 2025.

Pension Liabilities, Pension Expense, and Deferred Outflows of Resources and Deferred Inflows of Resources Related to Pensions

At June 30, 2025, the Rapides Parish School Board reported a liability of \$3,072,214 for its proportionate share of the Net Pension Liability. The Net Pension Liability was measured as of June 30, 2024, and the total pension liability used to calculate the Net Pension Liability was determined by an actuarial valuation as of that date. The School Board's proportion of the Net Pension Liability was based on a projection of the School Board's long-term share of contributions to the pension plan relative to the projected contributions of all participating employers, actuarially determined. At June 30, 2024, the School Board's proportion was 0.05649%, which was an increase of 0.00409% from its proportion measured as of June 30, 2023.

For the year ended June 30, 2025, the School Board recognized pension expense of \$315,615 plus employer's amortization of change in proportionate share and differences between employer contributions and proportionate share of contributions of \$303,913.

At June 30, 2025, the School Board reported deferred outflows of resources and deferred inflows of resources related to pensions from the following sources:

	Deferred Outflows of Resources	Deferred Inflows of Resources
Differences between expected and actual experience	\$ -	\$ 13,588
Changes of assumptions	21,476	-
Net difference between projected and actual earnings on pension plan investments	-	366,297

**Rapides Parish School Board
Alexandria, Louisiana
June 30, 2025
Notes to Basic Financial Statements**

	Deferred Outflows of Resources	Deferred Inflows of Resources
Changes in proportion and differences between employer contributions and proportionate share of contributions	153,575	-
Employer contributions subsequent to the measurement date	543,034	-
Total	\$ 718,085	\$ 379,885

The \$543,034 reported as deferred outflows of resources related to pensions resulting from the School Board contributions subsequent to the measurement date will be recognized as a reduction of the Net Pension Liability in the following year. Other amounts reported as deferred outflows of resources and deferred inflows of resources related to pensions will be recognized in pension expense as follows:

Year Ending June 30,			
2026		\$	(66,698)
2027			94,642
2028			(141,176)
2029			(91,602)
		\$	(204,834)

Actuarial Assumptions

A summary of the actuarial methods and assumptions used in determining the total pension liability as of June 30, 2024, are as follows:

Valuation Date	June 30, 2024
Actuarial Cost Method	Entry Age Normal
Actuarial Assumptions:	
Expected Remaining Service Lives	2 years
Investment Rate of Return	7.25% per annum net of investment expenses
Inflation Rate	2.40% per annum
Mortality	
Non-disabled Members	Mortality rates based on the PubG-2010 Healthy Retiree on a fully generational basis by Mortality Improvement Scale MP-2021.

**Rapides Parish School Board
Alexandria, Louisiana
June 30, 2025
Notes to Basic Financial Statements**

Disabled Members	Mortality rates based on the RP-2000 Disabled Retiree Mortality Table with no projection for mortality improvement.																		
Termination, Disability, and Retirement	Termination, disability, and retirement assumptions were projected based on a five-year (2019-2023) experience study of the System's members.																		
Salary Increases	Salary increases were projected based on a 2019-2023 experience study of the System's members. The salary increase ranges for specific types of members are:																		
	<table border="0" style="margin-left: auto; margin-right: auto;"> <thead> <tr> <th style="text-align: left; border-bottom: 1px solid black; padding: 5px;">Member Type</th> <th style="text-align: center; border-bottom: 1px solid black; padding: 5px;">Lower Range</th> <th style="text-align: center; border-bottom: 1px solid black; padding: 5px;">Upper Range</th> </tr> </thead> <tbody> <tr> <td style="padding: 5px;">Regular</td> <td style="text-align: center; padding: 5px;">3.3%</td> <td style="text-align: center; padding: 5px;">14.0%</td> </tr> <tr> <td style="padding: 5px;">Judges</td> <td style="text-align: center; padding: 5px;">2.4%</td> <td style="text-align: center; padding: 5px;">4.8%</td> </tr> <tr> <td style="padding: 5px;">Corrections</td> <td style="text-align: center; padding: 5px;">4.4%</td> <td style="text-align: center; padding: 5px;">15.3%</td> </tr> <tr> <td style="padding: 5px;">Hazardous Duty</td> <td style="text-align: center; padding: 5px;">4.4%</td> <td style="text-align: center; padding: 5px;">15.3%</td> </tr> <tr> <td style="padding: 5px;">Wildlife</td> <td style="text-align: center; padding: 5px;">4.4%</td> <td style="text-align: center; padding: 5px;">15.3%</td> </tr> </tbody> </table>	Member Type	Lower Range	Upper Range	Regular	3.3%	14.0%	Judges	2.4%	4.8%	Corrections	4.4%	15.3%	Hazardous Duty	4.4%	15.3%	Wildlife	4.4%	15.3%
Member Type	Lower Range	Upper Range																	
Regular	3.3%	14.0%																	
Judges	2.4%	4.8%																	
Corrections	4.4%	15.3%																	
Hazardous Duty	4.4%	15.3%																	
Wildlife	4.4%	15.3%																	
Cost-of-Living Adjustments	The present value of future retirement benefits is based on benefits currently being paid by the System and includes previously granted cost-of-living increases. The projected benefit payments do not include provisions for potential future increases not yet authorized by the Board of Trustees as they were deemed not to be substantively automatic.																		

The long-term expected rate of return on pension plan investments was determined using a building-block method in which best-estimate ranges of expected future real rates of return (expected returns, net of pension plan investment expense and inflation) are developed for each major asset class. These ranges are combined to produce the long-term expected rate of return by weighting the expected future real rates of return by the target asset allocation percentage and by adding expected inflation of 2.40% and an adjustment for the effect of rebalancing/diversification. The resulting expected long-term rate of return is 8.15% for 2024. Best estimates of geometric real rates of return for each major asset class included in the pension plan's target asset allocation as of June 30, 2024, are summarized in the following table:

**Rapides Parish School Board
Alexandria, Louisiana
June 30, 2025
Notes to Basic Financial Statements**

Asset Class	Long-Term Expected Real Rate of Return
Cash	0.76%
Domestic equity	4.29%
International equity	5.22%
Domestic fixed income	2.04%
International fixed income	5.24%
Alternative investments	8.19%
Total Fund	5.61%

Discount Rate

The discount rate used to measure the total pension liability was 7.25%. The projection of cash flows used to determine the discount rate assumed that employee contributions will be made at the current contribution rate and that employer contributions from participating employers will be made at the actuarially determined rates approved by the Public Retirement Systems' Actuarial Committee taking into consideration the recommendation of the pension plan's actuary. Based on those assumptions, the pension plan's fiduciary net position was projected to be available to make all projected future benefit payments of current active and inactive plan members. Therefore, the long-term expected rate of return on pension plan investments was applied to all periods of projected benefit payments to determine the total pension liability.

Sensitivity of the Employer's Proportionate Share of the Net Pension Liability to Changes in the Discount Rate

The following presents the employer's proportionate share of the Net Pension Liability using the discount rate of 7.25%, as well as what the employer's proportionate share of the Net Pension Liability would be if it were calculated using a discount rate that is one percentage-point lower (6.25%) or one percentage-point higher (8.25%) than the current rate:

	1.0% Decrease (6.25%)	Current Discount Rate (7.25%)	1.0% Increase (8.25%)
Employer's proportionate share of the net pension liability	\$ 4,242,645	\$ 3,072,214	\$ 2,077,615

Pension Plan Fiduciary Net Position

Detailed information about the pension plan's fiduciary net position is available in the separately issued LASERS 2024 Annual Comprehensive Financial Report at www.lasersonline.org.

**Rapides Parish School Board
Alexandria, Louisiana
June 30, 2025
Notes to Basic Financial Statements**

14. Commitments and Contingencies

Grant Audit

The Rapides Parish School Board receives grants for specific purposes that are subject to review and audit by the Louisiana Department of Education and/or U.S. Department of Education or other grantor agencies. Such audits could result in a request for reimbursement for disallowed costs under the terms of the grant agreements. In the opinion of management, such disallowance, if any, would be insignificant.

Construction Commitments

The School Board has entered into contracts for the construction or renovation of various facilities. See Note 9 for a detailed list, if any.

15. Risk Management

The Rapides Parish School Board is a defendant in several lawsuits. Management and legal counsel for the Rapides Parish School Board believe that the potential claims against the Rapides Parish School Board not covered by insurance reserves would not materially affect the Rapides Parish School Board's financial position. See Note 10 for detailed information about workers' compensation and liability claims.

**Required Supplementary Information - Part II
(Unaudited)**

Rapides Parish School Board
Alexandria, Louisiana
Schedule of Revenues, Expenditures, and
Changes in Fund Balance - Budget and Actual
General Fund
Year Ended June 30, 2025

	Budget		Actual	Statement G-1
	Original	Final		Variance with
				Final Budget -
				Positive
				(Negative)
Revenues				
Local sources				
Taxes				
Ad valorem taxes	\$ 28,885,000	\$ 29,100,000	\$ 29,309,725	\$ 209,725
Sales taxes	17,250,000	18,050,000	18,270,208	220,208
Rentals, leases, and royalties	22,500	22,500	6,946	(15,554)
Charges for services	80,000	80,000	96,640	16,640
Interest earnings	3,396,500	3,646,500	3,929,986	283,486
Other	1,075,000	1,350,000	1,360,573	10,573
State sources				
Equalization	140,020,877	138,482,603	138,457,408	(25,195)
Other	7,763,409	8,512,299	8,650,203	137,904
Federal sources	735,000	535,000	504,583	(30,417)
Total Revenues	<u>199,228,286</u>	<u>199,778,902</u>	<u>200,586,272</u>	<u>807,370</u>
Expenditures				
Current				
Instruction				
Regular programs	116,628,990	116,903,632	115,106,697	1,796,935
Special education programs	34,990,726	35,126,576	35,030,657	95,919
Vocational programs	6,797,658	6,955,493	6,280,094	675,399
Other instructional programs	1,983,200	2,023,500	1,709,313	314,187
Special programs	2,264,630	2,204,380	1,663,819	540,561
Support services				
Student services	11,936,358	12,366,708	12,375,733	(9,025)
Instructional staff support	6,679,875	6,725,125	6,548,717	176,408
General administration	6,983,516	6,971,416	6,641,851	329,565
School administration	17,879,667	17,855,667	17,620,691	234,976
Business services	2,225,484	2,331,434	2,217,479	113,955
Plant services	9,551,000	9,342,300	7,974,457	1,367,843
Student transportation services	15,995,271	16,354,021	15,816,569	537,452
Central services	3,618,842	3,637,842	3,133,754	504,088
Other support services	5,000	5,000	741	4,259
Food services	1,063,350	953,350	935,734	17,616
Community service programs	53,150	53,550	52,818	732
Capital outlay	1,581,600	1,660,300	1,479,636	180,664
Debt service				
Principal retirement	165,849	165,849	245,362	(79,513)
Interest and fiscal charges	13,198	13,198	8,445	4,753
Total Expenditures	<u>240,417,364</u>	<u>241,649,341</u>	<u>234,842,567</u>	<u>6,806,774</u>
Excess (Deficiency) of Revenues Over Expenditures	<u>(41,189,078)</u>	<u>(41,870,439)</u>	<u>(34,256,295)</u>	<u>7,614,144</u>
Other Financing Sources (Uses)				
Transfers in	51,400,000	51,900,000	51,378,817	(521,183)
Transfers out	(11,419,848)	(11,301,848)	(9,921,740)	1,380,108
Local revenue transfers - other LEAs	(635,351)	(902,793)	(908,318)	(5,525)
Debt issuance cost	(3,000)	(3,000)	(2,400)	600
Lease financing	-	-	79,513	79,513
Proceeds from sale of capital assets	-	10,000	22,800	12,800
Total Other Financing Sources (Uses)	<u>39,341,801</u>	<u>39,702,359</u>	<u>40,648,672</u>	<u>946,313</u>
Net Change in Fund Balance	<u>(1,847,277)</u>	<u>(2,168,080)</u>	<u>6,392,377</u>	<u>8,560,457</u>
Fund Balance - Beginning of Year	<u>69,715,308</u>	<u>69,715,308</u>	<u>69,715,308</u>	<u>-</u>
Fund Balance - End of Year	<u>\$ 67,868,031</u>	<u>\$ 67,547,228</u>	<u>\$ 76,107,685</u>	<u>\$ 8,560,457</u>

GAAP serves as the budgetary basis of accounting.

See independent auditor's report.

**Rapides Parish School Board
Alexandria, Louisiana
Schedule of Revenues, Expenditures, and
Changes in Fund Balance - Budget and Actual
School Lunch/Breakfast Fund
Year Ended June 30, 2025**

Statement G-2

	Budget		Actual	Variance with Final Budget - Positive (Negative)
	Original	Final		
Revenues				
Local sources				
Interest earnings	\$ 400,000	\$ 400,000	\$ 426,253	\$ 26,253
Food services	150,300	150,300	158,014	7,714
Other	-	-	325	325
State sources				
Equalization	192,724	192,724	192,724	-
Other	63,500	63,500	63,409	(91)
Federal sources	15,100,000	15,100,000	15,813,644	713,644
Total Revenues	<u>15,906,524</u>	<u>15,906,524</u>	<u>16,654,369</u>	<u>747,845</u>
Expenditures				
Current				
Food services	20,395,922	20,395,922	19,276,119	1,119,803
Capital outlay	396,400	396,400	343,580	52,820
Total Expenditures	<u>20,792,322</u>	<u>20,792,322</u>	<u>19,619,699</u>	<u>1,172,623</u>
Excess (Deficiency) of Revenues Over Expenditures	<u>(4,885,798)</u>	<u>(4,885,798)</u>	<u>(2,965,330)</u>	<u>1,920,468</u>
Other Financing Sources (Uses)				
Transfers in	4,300,000	4,300,000	4,123,233	(176,767)
Proceeds from sale of capital assets	200	200	-	(200)
Total Other Financing Sources (Uses)	<u>4,300,200</u>	<u>4,300,200</u>	<u>4,123,233</u>	<u>(176,967)</u>
Net Change in Fund Balance	<u>(585,598)</u>	<u>(585,598)</u>	<u>1,157,903</u>	<u>1,743,501</u>
Fund Balance - Beginning of Year	<u>9,681,286</u>	<u>9,681,286</u>	<u>9,681,286</u>	<u>-</u>
Fund Balance - End of Year	<u>\$ 9,095,688</u>	<u>\$ 9,095,688</u>	<u>\$ 10,839,189</u>	<u>\$ 1,743,501</u>

GAAP serves as the budgetary basis of accounting.

See independent auditor's report.

Rapides Parish School Board
Alexandria, Louisiana

Schedule of Changes in Total OPEB Liability and Related Ratios

Statement H-1

Total OPEB Liability

	6/30/2018	6/30/2019	6/30/2020	6/30/2021	6/30/2022	6/30/2023	6/30/2024	6/30/2025
Service cost	\$ 3,941,611	\$ 4,950,988	\$ 5,210,168	\$ 4,983,130	\$ 5,217,265	\$ 3,714,503	\$ 3,201,103	\$ 7,695,462
Interest	9,668,886	10,071,488	9,731,601	7,498,285	7,791,749	10,717,401	10,580,164	12,621,434
Changes of benefit terms	-	-	-	-	-	-	-	-
Differences between expected and actual experience	2,708,918	7,651,596	23,623,358	16,429,856	13,746,492	(13,849,660)	(25,540,997)	-
Changes of assumptions or other inputs	(11,865,868)	17,249,820	36,941,901	6,896,287	(71,655,428)	(4,791,391)	51,155,019	(49,817,879)
Benefit payments	(18,775,057)	(19,807,685)	(14,434,218)	(14,093,514)	(14,641,110)	(11,514,466)	(12,347,983)	(12,867,483)
Net change in total OPEB liability	(14,321,510)	20,116,207	61,072,810	21,714,044	(59,541,032)	(15,723,613)	27,047,306	(42,368,466)
Total OPEB liability, beginning of year	279,468,145	265,146,635	285,262,842	346,335,652	368,049,696	308,508,664	292,785,051	319,832,357
Total OPEB liability, end of year	\$ 265,146,635	\$ 285,262,842	\$ 346,335,652	\$ 368,049,696	\$ 308,508,664	\$ 292,785,051	\$ 319,832,357	\$ 277,463,891

Covered-employee payroll \$ 95,576,407 \$ 98,443,699 \$ 98,031,986 \$ 101,953,265 \$ 76,537,234 \$ 79,598,723 \$ 74,947,802 \$ 77,945,714

Total OPEB liability as a percentage of covered-employee payroll 277.42% 289.77% 353.29% 361.00% 403.08% 367.83% 426.74% 355.97%

Schedule is intended to show information for 10 years. Additional years will be displayed as they become available.

Notes to Schedule:

Change in benefit terms: There were no changes of benefit terms for the year ended June 30, 2025.

Change in assumptions: The discount rate increased from 3.93% to 5.20% for the June 30, 2025 actuarial report.

See independent auditor's report.

**Rapides Parish School Board
Alexandria, Louisiana
Schedule of Employer Contributions - OPEB**

	6/30/2018	6/30/2019	6/30/2020	6/30/2021	6/30/2022	6/30/2023	6/30/2024	6/30/2025
Actuarially determined contribution	\$ 19,289,222	\$ 18,807,063	\$ 20,720,289	\$ 20,897,075	\$ 22,014,392	\$ 20,572,699	\$ 19,537,631	\$ 26,673,859
Contributions in relation to the actuarially determined contributions								
Employer contributions to trust	18,775,057	19,807,685	14,434,218	14,093,514	14,641,110	11,514,466	12,347,983	12,867,483
Employer-paid retiree premiums	18,775,057	19,807,685	14,434,218	14,093,514	14,641,110	11,514,466	12,347,983	12,867,483
Total contributions	<u>\$ 514,165</u>	<u>\$ (1,000,622)</u>	<u>\$ 6,286,071</u>	<u>\$ 6,803,561</u>	<u>\$ 7,373,282</u>	<u>\$ 9,058,233</u>	<u>\$ 7,189,648</u>	<u>\$ 13,806,376</u>
Contribution deficiency (excess)								
Covered-employee payroll	\$ 95,576,407	\$ 98,443,699	\$ 98,031,986	\$ 101,953,265	\$ 76,537,234	\$ 79,598,723	\$ 74,947,802	\$ 77,945,714
Contributions as a percentage of covered-employee payroll	19.64%	20.12%	14.72%	13.82%	19.13%	14.47%	16.48%	16.51%

Schedule is intended to show information for 10 years. Additional years will be displayed as they become available.

Notes to Schedule for Current Year:

Valuation date	July 1, 2023
Actuarial cost method	Individual Entry Age Normal
Amortization period	Average remaining service life of actives and retirees
Inflation	2.00% annually
Healthcare trend	Getzen model, initial trend of 5.50%
Salary increases	4.00% annually
Discount rate	3.93% annually (Beginning of Year to Determine ADC) 5.20% annually (As of End of the Year Measurement Date)
Retirement age	6 years after the later of attainment of 30 years of service at any age; or attainment of age 55 and 25 years of service; or attainment of age 60 and 5 years of service; employees hired on or after January 1, 2011, are not able to retire or enter DROP until age 60 without actuarial reduction in benefits.

Mortality rate Pub2010T-B

See independent auditor's report.

Rapides Parish School Board
Alexandria, Louisiana
Schedule of Employer's Share of Net Pension Liability
Teachers' Retirement System of Louisiana (TRSL)

	Statement I-1 (Continued)				
	6/30/2016	6/30/2017	6/30/2018	6/30/2019	6/30/2020
Employer's Proportion of the Net Pension Liability (Asset)	2.49356%	2.47015%	2.55425%	2.54800%	2.48342%
Employer's Proportionate Share of the Net Pension Liability (Asset)	\$ 268,114,271	\$ 289,921,297	\$ 261,858,468	\$ 250,418,044	\$ 246,471,237
Employer's Covered-Employee Payroll	\$ 111,151,534	\$ 110,167,845	\$ 114,561,064	\$ 117,531,661	\$ 118,328,272
Employer's Proportionate Share of the Net Pension Liability (Asset) as a Percentage of its Covered-Employee Payroll	241.22%	263.16%	228.58%	213.06%	208.29%
Plan Fiduciary Net Position as a Percentage of the Total Pension Liability	62.50%	59.90%	65.60%	68.20%	68.60%

* The amounts presented have a measurement date of the previous fiscal year-end.

See independent auditor's report.

Rapides Parish School Board
Alexandria, Louisiana
Schedule of Employer's Share of Net Pension Liability
Teachers' Retirement System of Louisiana (TRSL)

	6/30/2021	6/30/2022	6/30/2023	6/30/2024	6/30/2025
Employer's Proportion of the Net Pension Liability (Asset)	2.47178%	2.62702%	2.66642%	2.53338%	2.60270%
Employer's Proportionate Share of the Net Pension Liability (Asset)	\$ 274,949,741	\$ 140,250,486	\$ 254,570,008	\$ 229,001,844	\$ 224,708,772
Employer's Covered-Employee Payroll	\$ 121,725,015	\$ 129,766,473	\$ 138,174,345	\$ 141,332,208	\$ 150,287,238
Employer's Proportionate Share of the Net Pension Liability (Asset) as a Percentage of its Covered-Employee Payroll	225.88%	108.08%	184.24%	162.03%	149.52%
Plan Fiduciary Net Position as a Percentage of the Total Pension Liability	65.60%	83.90%	72.40%	74.30%	76.00%

* The amounts presented have a measurement date of the previous fiscal year-end.

See independent auditor's report.

**Rapides Parish School Board
 Alexandria, Louisiana
 Schedule of Employer Contributions
 Teachers' Retirement System of Louisiana (TRSL)**

Statement I-2

	Contractually Required Contribution	Contributions in Relation to Contractually Required Contribution	Contribution Deficiency (Excess)	Employer's Covered Employee Payroll	Contributions as a Percentage of Covered Employee Payroll	
6/30/2025	\$ 32,678,616	\$ 32,678,616	\$ -	\$ 151,918,763	21.51	%
6/30/2024	36,220,788	36,220,788	-	150,287,238	24.10	
6/30/2023	35,052,506	35,052,506	-	141,332,208	24.80	
6/30/2022	34,823,834	34,823,834	-	138,174,345	25.20	
6/30/2021	33,481,087	33,481,087	-	129,766,473	25.80	
6/30/2020	31,649,905	31,649,905	-	121,725,015	26.00	
6/30/2019	31,594,674	31,594,674	-	118,328,272	26.70	
6/30/2018	31,265,271	31,265,271	-	117,531,661	26.60	
6/30/2017	29,218,067	29,218,067	-	114,561,064	25.50	
6/30/2016	28,979,676	28,979,676	-	110,167,845	26.31	

See independent auditor's report.

**Rapides Parish School Board
Alexandria, Louisiana
Notes to Required Supplemental Information
Teachers' Retirement System of Louisiana (TRSL)
For the Year Ended June 30, 2025**

Statement I-3

Changes in Benefit Terms include:

There were no changes in benefit terms for the year ended June 30, 2025.

Changes of Assumptions

There were no changes of assumptions for the year ended June 30, 2025.

See independent auditor's report.

Rapides Parish School Board
Alexandria, Louisiana
Schedule of Employer's Share of Net Pension Liability
Louisiana School Employees' Retirement System (LSERS)

	6/30/2016	6/30/2017	6/30/2018	6/30/2019	6/30/2020
Employer's Proportion of the Net Pension Liability (Asset)	3.15181%	3.16596%	3.21348%	3.23689%	3.25556%
Employer's Proportionate Share of the Net Pension Liability (Asset)	\$ 19,986,447	\$ 23,882,353	\$ 20,563,899	\$ 21,626,862	\$ 22,790,952
Employer's Covered-Employee Payroll	\$ 8,867,278	\$ 8,991,601	\$ 9,198,428	\$ 9,336,993	\$ 9,464,521
Employer's Proportionate Share of the Net Pension Liability (Asset) as a Percentage of its Covered-Employee Payroll	225.40%	265.61%	223.56%	231.63%	240.80%
Plan Fiduciary Net Position as a Percentage of the Total Pension Liability	74.49%	70.09%	75.03%	74.44%	73.49%

* The amounts presented have a measurement date of the previous fiscal year-end.

See independent auditor's report.

Rapides Parish School Board
Alexandria, Louisiana
Schedule of Employer's Share of Net Pension Liability
Louisiana School Employees' Retirement System (LSERS)

	6/30/2021		6/30/2022		6/30/2023		6/30/2024		6/30/2025	
Employer's Proportion of the Net Pension Liability (Asset)	3.42235%		3.36324%		3.44312%		3.37232%		3.19049%	
Employer's Proportionate Share of the Net Pension Liability (Asset)	\$ 27,497,081		\$ 15,986,043		\$ 22,896,679		\$ 20,402,082		\$ 16,180,583	
Employer's Covered-Employee Payroll	\$ 10,236,435		\$ 10,342,240		\$ 11,112,979		\$ 11,697,602		\$ 11,982,509	
Employer's Proportionate Share of the Net Pension Liability (Asset) as a Percentage of its Covered-Employee Payroll	268.62%		154.57%		206.04%		174.41%		135.04%	
Plan Fiduciary Net Position as a Percentage of the Total Pension Liability	69.67%		82.51%		76.31%		78.48%		82.06%	

* The amounts presented have a measurement date of the previous fiscal year-end.

See independent auditor's report.

**Rapides Parish School Board
 Alexandria, Louisiana
 Schedule of Employer Contributions
 Louisiana School Employees' Retirement System (LSERS)**

Statement I-5

	Contractually Required Contribution	Contributions in Relation to Contractually Required Contribution	Contribution Deficiency (Excess)	Employer's Covered Employee Payroll	Contributions as a Percentage of Covered Employee Payroll
6/30/2025	\$ 3,207,417	\$ 3,207,417	\$ -	\$ 12,431,848	25.80 %
6/30/2024	3,307,172	3,307,172	-	11,982,509	27.60
6/30/2023	3,228,538	3,228,538	-	11,697,602	27.60
6/30/2022	3,189,425	3,189,425	-	11,112,979	28.70
6/30/2021	2,968,223	2,968,223	-	10,342,240	28.70
6/30/2020	3,009,512	3,009,512	-	10,236,435	29.40
6/30/2019	2,650,066	2,650,066	-	9,464,521	28.00
6/30/2018	2,577,010	2,577,010	-	9,336,993	27.60
6/30/2017	2,511,171	2,511,171	-	9,198,428	27.30
6/30/2016	2,715,463	2,715,463	-	8,991,601	30.20

See independent auditor's report.

**Rapides Parish School Board
Alexandria, Louisiana
Notes to Required Supplemental Information
Louisiana School Employees' Retirement System (LSERS)
For the Year Ended June 30, 2025**

Statement I-6

Changes in Benefit Terms include:

There were no changes in benefit terms for the year ended June 30, 2025.

Changes of Assumptions

There were no changes of assumptions for the year ended June 30, 2025.

See independent auditor's report.

Rapides Parish School Board
Alexandria, Louisiana
Schedule of Employer's Share of Net Pension Liability
Louisiana State Employees' Retirement System (LASERS)

	6/30/2016		6/30/2017		6/30/2018		6/30/2019		6/30/2020	
Employer's Proportion of the Net Pension Liability (Asset)		0.02701%		0.03403%		0.04058%		0.04772%		0.04488%
Employer's Proportionate Share of the Net Pension Liability (Asset)	\$	1,836,816	\$	2,672,063	\$	2,856,352	\$	3,254,193	\$	3,251,300
Employer's Covered-Employee Payroll	\$	569,280	\$	681,174	\$	784,171	\$	952,367	\$	960,069
Employer's Proportionate Share of the Net Pension Liability (Asset) as a Percentage of its Covered-Employee Payroll		322.66%		392.27%		364.25%		341.70%		338.65%
Plan Fiduciary Net Position as a Percentage of the Total Pension Liability		62.70%		57.70%		62.50%		64.30%		62.90%

Statement I-7
(Continued)

* The amounts presented have a measurement date of the previous fiscal year-end.

Rapides Parish School Board
Alexandria, Louisiana
Schedule of Employer's Share of Net Pension Liability
Louisiana State Employees' Retirement System (LASERS)

	6/30/2021	6/30/2022	6/30/2023	6/30/2024	6/30/2025
Employer's Proportion of the Net Pension Liability (Asset)	0.04566%	0.04636%	0.04563%	0.05240%	0.05649%
Employer's Proportionate Share of the Net Pension Liability (Asset)	\$ 3,776,139	\$ 2,551,423	\$ 3,449,586	\$ 3,507,543	\$ 3,072,214
Employer's Covered-Employee Payroll	\$ 1,013,800	\$ 1,130,165	\$ 1,179,881	\$ 1,279,136	\$ 1,461,754
Employer's Proportionate Share of the Net Pension Liability (Asset) as a Percentage of its Covered-Employee Payroll	372.47%	225.76%	292.37%	274.21%	210.17%
Plan Fiduciary Net Position as a Percentage of the Total Pension Liability	58.00%	72.80%	63.70%	68.40%	74.60%

* The amounts presented have a measurement date of the previous fiscal year-end.

See independent auditor's report.

Statement I-7
(Concluded)

**Rapides Parish School Board
 Alexandria, Louisiana
 Schedule of Employer Contributions
 Louisiana State Employees' Retirement System (LASERS)**

Statement I-8

	Contractually Required Contribution	Contributions in Relation to Contractually Required Contribution	Contribution Deficiency (Excess)	Employer's Covered Employee Payroll	Contributions as a Percentage of Covered Employee Payroll
6/30/2025	\$ 543,034	\$ 543,034	\$ -	\$ 1,563,138	34.74 %
6/30/2024	603,705	603,705	-	1,461,754	41.30
6/30/2023	516,771	516,771	-	1,279,136	40.40
6/30/2022	466,053	466,053	-	1,179,881	39.50
6/30/2021	453,196	453,196	-	1,130,165	40.10
6/30/2020	412,617	412,617	-	1,013,800	40.70
6/30/2019	363,866	363,866	-	960,069	37.90
6/30/2018	360,947	360,947	-	952,367	37.90
6/30/2017	280,733	280,733	-	784,171	35.80
6/30/2016	253,397	253,397	-	681,174	37.20

See independent auditor's report.

**Rapides Parish School Board
Alexandria, Louisiana
Notes to Required Supplemental Information
Louisiana State Employees' Retirement System (LASERS)
For the Year Ended June 30, 2025**

Statement I-9

Changes in Benefit Terms include:

There were no changes in benefit terms for the year ended June 30, 2025.

Changes of Assumptions

The inflation rate used to measure the total pension liability changed from 2.30% to 2.40% for the June 30, 2024, actuarial report.

Salary increases were projected based on a 2019-2023 experience study of the Plan's members. The salary increase ranges vary by specific types of members.

Mortality rates for non-disabled members were based on the PubG-2010 Healthy Retiree table on a fully generational basis by Mortality Improvement Scale MP-2021.

See independent auditor's report.

Supplementary Information

Rapides Parish School Board Nonmajor Governmental Funds

Special Revenue Funds – Special revenue funds are used to account for specific revenues that are legally restricted to expenditures for particular purposes. The abbreviation for No Child Left Behind (NCLB) is used in many of the following descriptions of special revenue funds.

Rapides Foundation Fund

Rapides Foundation Fund accounts for grants from the Rapides Foundation received to supplement and enhance opportunities to upgrade teaching and improve instructional and curriculum resources within the overall strategic planning process already underway.

Parishwide Repair Fund and School Districts No. 11, No. 16, No. 22A, No. 27, No. 50, No. 51, No. 52, No. 55, No. 56, No. 57, No. 58, No. 61, and No. 62 Maintenance Funds

Parishwide Repair Fund and the School District Maintenance Funds account for the proceeds of state revenue sharing funds and ad valorem taxes levied for maintaining and improving school facilities in Rapides Parish.

SPED Cameras Fund

SPED Cameras Fund accounts for funds received for the purchase and installation of cameras in certain special education classrooms in the district per Louisiana state legislation.

Career and Technical Education Fund

Career and Technical Education Fund accounts for federal and local funds used to expand and improve agriculture, business, home economics, technology, education, health occupations, marketing, and industrial arts.

Buckeye Food Preservation Fund

Buckeye Food Preservation Fund accounts for proceeds from a special ad valorem tax for the purpose of constructing, improving, maintaining, and/or operating the Food Preservation Laboratory in Big Island School District No. 50 of Rapides Parish.

Poland Food Preservation Fund

Poland Food Preservation Fund accounts for proceeds from a special ad valorem tax for the purpose of constructing, improving, maintaining, and/or operating the Food Preservation Laboratory in Poland School District No. 55 of Rapides Parish.

Sales Tax Funds

Sales Tax Funds account for the portion of sales and use tax received by the Rapides Parish School Board for supplementing salaries of Rapides Parish School Board personnel.

Interest Fund

Interest Fund accounts for the accumulation of interest earnings on the checking accounts of federal programs for Titles I, II, III, IV, and V from prior years.

**Rapides Parish School Board
Nonmajor Governmental Funds**

NCLB Homeless Assistance Act Title I Fund

NCLB Homeless Assistance Act Title I Fund accounts for federal funds for the education of homeless children and makes funds available to help find and enroll homeless children and youth in school.

NCLB Title I Migrant Fund

NCLB Title I Migrant Fund accounts for federal funds for children of migrant parents. This service is supplementary and is designed to meet the special needs of migratory children.

Indian Education Fund

Indian Education Fund accounts for federal funds used to improve the academic performance of Indian students through a tutorial and guidance program.

NCLB Title I Fund

NCLB Title I Fund (Improving America's Schools Act) accounts for federal funds for economically and educationally deprived school children. The Title I services are provided through various projects that are designed to meet the special needs of educationally deprived children. The activities supplement, rather than replace, state and locally mandated activities.

NCLB Title II Fund

NCLB Title II Fund accounts for federal funds used to help improve student achievement by improving teacher and principal quality and adding additional highly qualified teachers, principals, and assistant principals.

NCLB Title III Fund

NCLB Title III Fund accounts for federal funds used to provide intensive English language instruction and to bring about a greater understanding of the cultural backgrounds for foreign students.

Headstart Fund

Headstart Fund accounts for federal funds received to promote school readiness of low-income children by enhancing children's cognitive, social, and emotional development.

Miscellaneous Fund

Miscellaneous Fund accounts for the cash account of grant programs, as well as the set aside funds from the Federal National Forest Schools and Roads Grant.

Special Education Fund

Special Education Fund accounts for federal, state, and local funds which are specifically restricted for expenditures and activities which promote free and appropriate public education to all eligible school children in the Rapides Parish School System.

Rapides Parish School Board Nonmajor Governmental Funds

8-G Grants Fund

8-G Grants Fund accounts for state assistance derived from offshore drilling activities. The funds are dedicated for the purchase of instructional material and text books, for the remediation of high school students failing LEAP tests, for the continuation of six productive writing to read computer labs, for the telecommunication project at Glenmora High School, for the satellite courses at Bolton High School (Bolton Academy), for tutoring expelled students at Brame Middle and Tioga Junior High Schools, and for supplementing the program for high risk four year-olds.

EPA – Electric Buses Fund

EPA – Electric Buses Fund accounts for governmental environmental protection agency funds dedicated to providing for school districts to go green by purchasing new electric buses and charging stations.

McDaniel Food Donation Fund

McDaniel Food Donation Fund accounts for donations dedicated to getting additional supplies to go with the Teacher Appreciation Program Fund.

Jesse Doyle, Jr. Educator Award Fund

Jesse Doyle, Jr. Educator Award Fund accounts for donations made in honor of a former well-respected member of the Bolton High School staff. It will reward a \$500 check to any senior who is pursuing an educational career and has a 3.0 GPA or higher.

TANF Fund

TANF (Temporary Assistance for Needy Families) Fund accounts for federal grants to assist needy families with children. The money is primarily used in the pre-GED skills option program and various preschool programs.

Multiplication Bee Donation Fund

Multiplication Bee Donation Fund accounts for donations specifically allocated for any spelling bee competition in the district, helping with any needed supplies for the event.

Ignite K-5 Computer Science Fund

Ignite K-5 Computer Science Fund accounts for funds used to train 1,157 K-5 teachers in the use of computer science pedagogy, coding, cybersecurity, and computational thinking. Teachers will learn how to redeliver lessons from Code.org and design new lessons for their students.

Education Excellence Fund

Education Excellence Fund accounts for Tobacco Settlement funds received. These are restricted state funds that must be expended per a local expenditure plan approved by the Joint Committee on Education.

Buckeye High Robotics Fund

Buckeye High Robotics Fund accounts for donations to Buckeye High School to help fund the robotics program.

**Rapides Parish School Board
Nonmajor Governmental Funds**

Coughlin Saunders Fund

Coughlin Saunders Fund accounts for donations received from Coughlin Saunders to help with instruction at Alma Redwine Elementary School.

School Shirts Fund

School Shirts Fund accounts for donations received from staff and teachers to help purchase back to school shirts and banners.

Social Studies Fair Fund

Social Studies Fair Fund accounts for entry fees received and disbursed to help defray the cost of conducting social studies fairs across the district.

Title II/Title IV SEA Equity Fund

Title II/Title IV SEA Equity Fund accounts for state funds allocated by the Louisiana Department of Education to be given to school districts to further help their non-public schools. These funds are designed to either help with the needs of the non-public schools or to help with any ongoing expenses or needs already being addressed in other funds.

Rapides Reads Donations Fund

Rapides Reads Donations Fund accounts for donations dedicated to the Rapides Parish's Reading Bus and all activities associated with it.

Child Care and Development Funds Cluster and Cecil Picard LA 4 Early Childhood Funds

Child Care and Development Funds Cluster and Cecil Picard LA 4 Early Childhood Funds account for federal and state funds, respectively, to provide access to universal high quality, developmentally appropriate prekindergarten classes to four-year-old children who are eligible to enter public school kindergarten the following year.

Donations – Playground Equipment Fund

Donations – Playground Equipment Fund accounts for donations received to help with repairs or supplying new playground equipment for schools in the district.

United Healthcare Donations Fund

United Healthcare Donations Fund accounts for donations received from United Healthcare to provide the headstart program with additional funding to help pregnant mothers and mothers of newborns with needed supplies, such as car seats, cribs, and diapers.

Tioga High Donations Fund

Tioga High Donations Fund accounts for endowment donations to Tioga High School made by Melba Smith for any future needs and endeavors.

**Rapides Parish School Board
Nonmajor Governmental Funds**

Oak Hill Donations Fund

Oak Hill Donations Fund accounts for donations received from RoyOMartin.

H.R. Lawrence 4-H Donations Fund

H.R. Lawrence 4-H Donations Fund accounts for donations to the H.R. Lawrence 4-H program to help fund the 4-H school garden.

Spelling Bee Donations Fund

Spelling Bee Donations Fund accounts for donations received to help purchase materials and supplies for spelling bee competitions in the district and approved travel expenses for out of parish competitions.

Every Student Succeeds Fund

Every Student Succeeds Fund accounts for federal funds to assist in helping low-income and disadvantaged children enter kindergarten prepared and ready to succeed in school and to help improve the transitions from the early care and education setting to elementary school.

AED/CPR Grant Fund

AED/CPR Grant Fund accounts for state funds awarded to the district to help with the purchase and installation of AED defibrillators for needed schools.

Education Jobs Fund

Education Jobs Fund accounts for donations dedicated to getting needed supplies and banners for all Rapides Parish School Board booth locations at various job fairs.

Homeless Donations Fund

Homeless Donations Fund accounts for donations given by local sources to purchase supplies for homeless children such as school supplies, backpacks, and uniforms.

Laura Bush Foundation Fund

Laura Bush Foundation Fund accounts for grant funds awarded to accepted schools to enhance and upgrade their libraries with new books, either physical or electronic.

Praxis Exam Computer Science 6-12 Fund

Praxis Exam Computer Science 6-12 Fund accounts for funds used to train 1,100 6-12 grade teachers in the content required to pass the Computer Science Praxis Exam. This training will help to increase the number of teachers who are eligible to add computer science in Grades 6-12. This will also help to increase the number of courses and industry-based credentials in computing available to students.

Comprehensive Literacy Development Fund

Comprehensive Literacy Development Fund accounts for federal funds received to help train teachers in conducting efficient literacy programs.

**Rapides Parish School Board
Nonmajor Governmental Funds**

Orchard Foundation – CLIP Fund

Orchard Foundation – CLIP Fund accounts for funds used to purchase technology, equipment, curriculum, or provide professional development for middle school math and science CLIP teachers.

Title IV Fund

Title IV Fund accounts for federal funds received to improve student academic achievement by providing all students with access to a well-rounded education; improving school conditions for student learning; and improving the use of technology in order to improve the academic achievement and digital literacy for all students.

Rapides High Donations Fund

Rapides High Donations Fund accounts for donations received from local sources used to enhance the robotics program at Rapides High School.

Reading Program Donations Fund

Reading Program Donations Fund accounts for funds received from local sources used to promote reading within the district.

Headstart Food Program Fund

Headstart Food Program Fund accounts for federal funds used to provide food service programs for the provision of nutritious foods that contribute to the students of the headstart program.

Forest Hill Donations Fund

Forest Hill Donations Fund accounts for donations dedicated to updating Forest Hill Junior High School's bleachers and other necessities.

Teacher Appreciation Fund

Teacher Appreciation Fund accounts for donations dedicated to supplying food and gifts for all teaching staff across the district for Teacher Appreciation Day.

2024/2025 ECE – Access Match – LDOE Fund

2024/2025 ECE – Access Match – LDOE Fund accounts for local funds used solely as a 1:1 match for the Louisiana Early Childhood Education Fund to fund seats for birth to 3-year-olds in the Rapides Early Childhood Network.

2024/2025 ECE – Comm Engage – Local Fund

2024/2025 ECE – Comm Engage – Local Fund accounts for local funds raised by the Rapides Community Network Lead Agency to be used as a 1:1 match to fund seats for birth to 3-year-olds. These funds and the Foundation's 1:1 match must be used as a local match for the Louisiana Early Childhood Education Fund.

Rapides Parish School Board Nonmajor Governmental Funds

Louisiana Early Childhood Education Fund

Louisiana Early Childhood Education Fund accounts for state funds used to serve children birth to 3-year-olds in tuition fee childcare seats.

Education Stabilization Fund

Education Stabilization Fund accounts for federal funds received during the pandemic to assist in helping schools in the district with training, daily supplies, and requirements mandated for student safety. These include all GEER and ESSER funds.

School Activity Fund

School Activity Fund accounts for the collective funds accumulated at each school in the parish and restricted for use at that individual school.

Debt Service Funds - Debt service funds are used to account for the accumulation of resources and payment of general obligation debt principal and interest from governmental resources.

School Districts No. 11, No. 16, No. 27, No. 52, No. 55, No. 57, No. 58, and No. 62 Debt Service Funds and QSCB Bonds Funds

School Districts Debt Service Funds are used to accumulate monies for payment of the fourteen remaining bond issues. The bonds were issued by the respective school districts for the purpose of acquiring and improving sites, erecting and equipping additional public school buildings, acquiring necessary equipment and furnishings, and improving existing public school buildings. The bond issues are financed by a special property tax levy on property within the territorial limits of the appropriate school districts. The certificate of indebtedness is financed by excess revenues from the General Fund.

Capital Projects Funds - Capital projects funds are used to account for the acquisition and construction of major capital facilities other than those financed by proprietary funds and trust funds.

School Districts No. 11, No. 27, No. 55, No. 57, School Buses, and Energy Funds

School Districts Capital Projects Funds account for financial resources to be used to acquire, construct, or improve public school facilities within the respective school districts.

Permanent Fund - Permanent funds account for resources that are legally restricted to the extent that only earnings and not principal may be used for purposes that support the School Board's programs – that is, for the benefit of the School district.

F. P. Joseph Memorial Fund

F. P. Joseph Memorial Permanent Fund accounts for a bequest of \$1,000 each to the Glenmora, Forest Hill, and Southwest Rapides High Schools. Since the time of the bequest, the Forest Hill and Southwest Rapides High Schools have been closed. The funds have been invested, and the interest is used each year at commencement to award the "Mary and F. P. Joseph Memorial Medal" to the deserving students selected by the Principal of Glenmora High School.

Rapides Parish School Board
 Alexandria, Louisiana
 Combining Balance Sheet
 Nonmajor Governmental Funds
 June 30, 2025

Statement J-1
 (Continued)

Special Revenue Funds

	Rapides Foundation	Partishwide Repair	School Districts Maintenance	SPED Cameras	Career and Technical Education	Buckeye Food Preservation	Poland Food Preservation	Sales Tax No. 1	Sales Tax No. 2
Assets									
Cash and cash equivalents	\$ 91,347	\$ 941,344	\$ 4,573,157	\$ 228,440	\$ -	\$ 137,861	\$ 362,446	\$ 9,324	\$ 10,138
Certificates of deposit and investments	-	1,899,996	17,236,177	-	-	602,691	-	737	760
Receivables	-	2,003	688	-	8,765	-	-	2,960,737	2,960,735
Due from other funds	-	379	100,661	-	-	-	-	-	-
Interfund receivables	-	-	-	-	-	-	-	-	-
Prepaid expenses	-	-	-	-	-	-	-	-	-
Restricted assets	-	-	-	-	-	-	-	-	-
Total Assets	\$ 91,347	\$ 2,843,722	\$ 21,910,683	\$ 228,440	\$ 8,765	\$ 740,552	\$ 362,446	\$ 2,970,798	\$ 2,971,633
Liabilities and Fund Balances									
Liabilities									
Accounts payable	\$ 91,347	\$ 149,716	\$ 817,536	\$ -	\$ 153	\$ 1,337	\$ 5,663	\$ -	\$ -
Contracts payable	-	-	-	-	-	-	-	-	-
Due to other funds	-	30,846	33,184	-	-	-	-	-	-
Interfund payables	-	-	50,000	-	8,612	-	-	2,495,000	2,435,000
Unearned revenue	-	-	-	-	-	-	-	-	-
Arbitrage rebate payable	-	-	-	-	-	-	-	-	-
Total Liabilities	91,347	180,562	900,720	-	8,765	1,337	5,663	2,495,000	2,435,000
Fund Balances									
Nonspendable	-	-	-	-	-	-	-	-	-
Permanent fund - nonspendable	-	-	-	-	-	-	-	-	-
Restricted	-	-	-	-	-	-	-	475,798	536,633
Salaries and related benefits	-	-	-	-	-	-	-	-	-
National forest education opportunity	-	-	-	-	-	-	-	-	-
Other special purposes	-	2,663,160	21,009,963	228,440	-	739,215	356,783	-	-
School activities	-	-	-	-	-	-	-	-	-
Debt service	-	-	-	-	-	-	-	-	-
Capital projects	-	-	-	-	-	-	-	-	-
Permanent fund - expendable	-	-	-	-	-	-	-	-	-
Total Fund Balances (Deficit)	-	2,663,160	21,009,963	228,440	-	739,215	356,783	475,798	536,633
Total Liabilities and Fund Balances	\$ 91,347	\$ 2,843,722	\$ 21,910,683	\$ 228,440	\$ 8,765	\$ 740,552	\$ 362,446	\$ 2,970,798	\$ 2,971,633

See independent auditor's report.

Rapides Parish School Board
 Alexandria, Louisiana
 Combining Balance Sheet
 Nonmajor Governmental Funds
 June 30, 2025

Statement J-1
 (Continued)

Special Revenue Funds

	Sales Tax No. 3	Interest	NCLB Homeless Assistance Act Title I	NCLB Title I Migrant	Indian Education	NCLB Title I	NCLB Title II	NCLB Title III	Headstart
Assets									
Cash and cash equivalents	\$ 446,320	\$ 130,921	\$ -	\$ -	\$ -	\$ -	\$ -	\$ -	\$ -
Certificates of deposit and investments	4,152,842	-	-	-	-	-	-	-	-
Receivables	2,960,535	-	4,095	3,030,738	4,127	387,390	-	-	1,238,839
Due from other funds	-	-	-	-	-	-	-	-	-
Interfund receivables	-	-	-	-	-	-	-	-	-
Prepaid expenses	-	-	-	238,306	-	-	-	-	5,398
Restricted assets	-	-	-	-	-	-	-	-	-
Total Assets	\$ 7,559,697	\$ 130,921	\$ 4,095	\$ 3,273,171	\$ 387,390	\$ 1,244,237			
Liabilities and Fund Balances									
Liabilities									
Accounts payable	\$ -	\$ -	\$ -	\$ -	\$ -	\$ 154	\$ 1,239	\$ -	\$ 23,938
Contracts payable	-	-	-	-	-	-	-	-	-
Due to other funds	-	-	275	1,598,842	-	61,601	-	-	727,854
Interfund payables	-	-	3,820	1,674,175	-	324,550	-	-	492,445
Unearned revenue	-	-	-	-	-	-	-	-	-
Arbitrage rebate payable	-	-	-	-	-	-	-	-	-
Total Liabilities	-	-	4,095	3,273,171	-	387,390	-	-	1,244,237
Fund Balances									
Nonspendable	-	-	-	-	-	-	-	-	-
Permanent fund - nonspendable	-	-	-	-	-	-	-	-	-
Restricted	-	-	-	-	-	-	-	-	-
Salaries and related benefits	7,559,697	-	-	-	-	-	-	-	-
National forest education opportunity	-	-	-	-	-	-	-	-	-
Other special purposes	-	130,921	-	-	-	-	-	-	-
School activities	-	-	-	-	-	-	-	-	-
Debt service	-	-	-	-	-	-	-	-	-
Capital projects	-	-	-	-	-	-	-	-	-
Permanent fund - expendable	-	-	-	-	-	-	-	-	-
Total Fund Balances (Deficit)	7,559,697	130,921	-	-	-	-	-	-	-
Total Liabilities and Fund Balances	\$ 7,559,697	\$ 130,921	\$ 4,095	\$ 3,273,171	\$ 387,390	\$ 1,244,237			

See independent auditor's report.

Rapides Parish School Board
 Alexandria, Louisiana
 Combining Balance Sheet
 Nonmajor Governmental Funds
 June 30, 2025

Statement J-1
 (Continued)

Special Revenue Funds											
	Miscellaneous	Special Education	8-G Grants	EPA - Electric Buses	McDaniel Food Donation	Jesse Doyle, Jr. Educator Award	TANF	Multiplication Bee Donation	Ignite K-5 Computer Science		
Assets											
Cash and cash equivalents	\$ 2,011,775	\$ 327,198	\$ -	\$ -	\$ 126	\$ 10,013	\$ 182,974	\$ -	\$ -	\$ 8,679	
Certificates of deposit and investments	-	-	-	-	-	-	-	-	-	-	
Receivables	-	1,107,962	44,997	-	-	-	-	-	-	-	
Due from other funds	-	6,884	-	-	-	-	-	-	-	-	
Interfund receivables	2,956,497	-	-	-	-	-	-	-	-	-	
Prepaid expenses	-	191,155	-	-	-	-	-	-	-	-	
Restricted assets	-	-	-	-	-	-	-	-	-	-	
Total Assets	\$ 4,968,272	\$ 1,633,199	\$ 44,997	\$ -	\$ 126	\$ 10,013	\$ 182,974	\$ -	\$ -	\$ 8,679	
Liabilities and Fund Balances											
Liabilities											
Accounts payable	\$ -	\$ 33,937	\$ -	\$ -	\$ -	\$ -	\$ -	\$ -	\$ -	\$ -	
Contracts payable	-	-	-	-	-	-	-	-	-	-	
Due to other funds	-	686,854	33,197	-	-	-	116,538	-	-	-	
Interfund payables	4,100,000	-	11,800	-	-	-	-	-	-	-	
Unearned revenue	-	-	-	-	-	-	-	-	-	-	
Arbitrage rebate payable	-	-	-	-	-	-	-	-	-	-	
Total Liabilities	4,100,000	700,791	44,997	-	-	-	116,538	-	-	-	
Fund Balances											
Nonspendable	-	-	-	-	-	-	-	-	-	-	
Permanent fund - nonspendable	-	-	-	-	-	-	-	-	-	-	
Restricted	-	-	-	-	-	-	-	-	-	-	
Salaries and related benefits	-	-	-	-	-	-	-	-	-	-	
National forest education opportunity	868,272	-	-	-	-	-	-	-	-	-	
Other special purposes	-	932,408	-	-	126	10,013	66,436	-	-	8,679	
School activities	-	-	-	-	-	-	-	-	-	-	
Debt service	-	-	-	-	-	-	-	-	-	-	
Capital projects	-	-	-	-	-	-	-	-	-	-	
Permanent fund - expendable	-	-	-	-	-	-	-	-	-	-	
Total Fund Balances (Deficit)	868,272	932,408	-	-	126	10,013	66,436	-	-	8,679	
Total Liabilities and Fund Balances	\$ 4,968,272	\$ 1,633,199	\$ 44,997	\$ -	\$ 126	\$ 10,013	\$ 182,974	\$ -	\$ -	\$ 8,679	

See independent auditor's report.

Rapides Parish School Board
 Alexandria, Louisiana
 Combining Balance Sheet
 Nonmajor Governmental Funds
 June 30, 2025

Statement J-1
 (Continued)

		Special Revenue Funds												
		Education Excellence	Buckeye High Robotics	Coughlin Saunders	School Shirts	Social Studies Fair	Title II/Title IV SEA Equity	Rapides Reads Donations	Child Care and Development Funds Cluster	Cecil Picard LA 4 Early Childhood				
Assets														
Cash and cash equivalents	\$	240,430	\$	5,000	\$	170	\$	267	\$	30,563	\$	1,039,609	\$	546,220
Certificates of deposit and investments	-	-	-	-	-	-	-	-	-	-	-	-	-	-
Receivables	-	-	-	-	-	-	-	-	-	675	-	25,726	-	8,370
Due from other funds	-	-	-	-	-	-	-	-	-	-	-	-	-	-
Interfund receivables	-	-	-	-	-	-	-	-	-	-	-	-	-	-
Prepaid expenses	-	-	-	-	-	-	-	-	-	-	-	-	-	-
Restricted assets	2,278,866	-	-	-	-	-	-	-	-	-	-	-	-	-
Total Assets	\$	2,519,296	\$	5,000	\$	170	\$	267	\$	31,238	\$	1,065,335	\$	554,590
Liabilities and Fund Balances														
Liabilities														
Accounts payable	\$	-	\$	-	\$	-	\$	-	\$	-	\$	-	\$	-
Contracts payable	-	-	-	-	-	-	-	-	-	-	-	-	-	-
Due to other funds	-	-	-	-	-	-	-	-	-	-	-	-	-	-
Interfund payables	-	-	-	-	-	-	-	-	-	-	-	-	-	-
Unearned revenue	2,278,866	-	-	-	-	-	-	-	-	31,238	-	-	-	-
Arbitrage rebate payable	-	-	-	-	-	-	-	-	-	-	-	-	-	-
Total Liabilities	2,278,866	-	-	-	-	-	-	-	-	31,238	-	-	-	528,530
Fund Balances														
Nonspendable														
Permanent fund - nonexpendable	-	-	-	-	-	-	-	-	-	-	-	-	-	-
Restricted	-	-	-	-	-	-	-	-	-	-	-	-	-	-
Salaries and related benefits	-	-	-	-	-	-	-	-	-	-	-	-	-	-
National forest education opportunity	-	-	-	-	-	-	-	-	-	-	-	-	-	-
Other special purposes	240,430	22,000	5,000	170	267	1,052,193	6,326	1,052,193	26,060	-	-	-	-	-
School activities	-	-	-	-	-	-	-	-	-	-	-	-	-	-
Debt service	-	-	-	-	-	-	-	-	-	-	-	-	-	-
Capital projects	-	-	-	-	-	-	-	-	-	-	-	-	-	-
Permanent fund - expendable	-	-	-	-	-	-	-	-	-	-	-	-	-	-
Total Fund Balances (Deficit)	240,430	22,000	5,000	170	267	1,052,193	6,326	1,052,193	26,060	-	-	-	-	-
Total Liabilities and Fund Balances	\$	2,519,296	\$	5,000	\$	170	\$	267	\$	31,238	\$	1,065,335	\$	554,590

See independent auditor's report.

Rapides Parish School Board
Alexandria, Louisiana
Combining Balance Sheet
Nonmajor Governmental Funds
June 30, 2025

Statement J-1
(Continued)

		Special Revenue Funds								
		Donations - Playground Equipment	United Healthcare Donations	Tioga High Donations	Oak Hill Donations	H.R. Lawrence 4-H Donations	Spelling Bee Donations	Every Student Succeeds	AED/ICPR Grant	Education Jobs
Assets										
Cash and cash equivalents	\$	1,000	17,134	118,681	9,135	10,000	250	-	-	232
Certificates of deposit and investments		-	-	-	-	-	-	-	-	-
Receivables		-	-	-	-	-	-	-	3,174	-
Due from other funds		-	-	-	-	-	-	-	-	-
Interfund receivables		-	-	-	-	-	-	-	-	-
Prepaid expenses		-	-	-	-	-	-	-	-	-
Restricted assets		-	-	-	-	-	-	-	-	-
Total Assets	\$	1,000	17,134	118,681	9,135	10,000	250	-	3,174	232
Liabilities and Fund Balances										
Liabilities										
Accounts payable	\$	-	-	-	-	-	-	-	-	-
Contracts payable		-	-	-	-	-	-	-	-	-
Due to other funds		-	-	-	-	-	-	-	-	-
Interfund payables		-	-	-	-	-	-	-	3,174	-
Unearned revenue		-	-	-	-	-	-	-	-	-
Arbitrage rebate payable		-	-	-	-	-	-	-	-	-
Total Liabilities									3,174	
Fund Balances										
Nonspendable		-	-	-	-	-	-	-	-	-
Permanent fund - nonexpendable		-	-	-	-	-	-	-	-	-
Restricted		-	-	-	-	-	-	-	-	-
Salaries and related benefits		-	-	-	-	-	-	-	-	-
National forest education opportunity		-	-	-	-	-	-	-	-	-
Other special purposes	1,000	17,134	118,681	9,135	10,000	250	-	-	-	232
School activities		-	-	-	-	-	-	-	-	-
Debt service		-	-	-	-	-	-	-	-	-
Capital projects		-	-	-	-	-	-	-	-	-
Permanent fund - expendable		-	-	-	-	-	-	-	-	-
Total Fund Balances (Deficit)	1,000	17,134	118,681	9,135	10,000	250	-	-	-	232
Total Liabilities and Fund Balances	\$	1,000	17,134	118,681	9,135	10,000	250	-	3,174	232

See independent auditor's report.

Rapides Parish School Board
Alexandria, Louisiana
Combining Balance Sheet
Nonmajor Governmental Funds
June 30, 2025

Statement J-1
(Continued)

Special Revenue Funds

	Homeless Donations	Laura Bush Foundation	Praxis Exam Computer Science 6-12	Comprehensive Literacy Development	Orchard Foundation - CLIP	Title IV	Rapides High Donations	Reading Program Donations	Headstart Food Program
Assets									
Cash and cash equivalents	\$ 47,748	\$ 10,000	\$ 19,530	\$ -	\$ 67,353	\$ -	\$ 1,667	\$ 872	\$ 541,742
Certificates of deposit and investments	-	-	-	-	-	-	-	-	-
Receivables	-	-	-	58,914	-	19,634	-	-	-
Due from other funds	-	-	-	-	-	-	-	-	-
Interfund receivables	-	-	-	-	-	-	-	-	-
Prepaid expenses	-	-	-	-	-	-	-	-	-
Restricted assets	-	-	-	-	-	-	-	-	-
Total Assets	\$ 47,748	\$ 10,000	\$ 19,530	\$ 58,914	\$ 67,353	\$ 19,634	\$ 1,667	\$ 872	\$ 541,742
Liabilities and Fund Balances									
Liabilities									
Accounts payable	\$ -	\$ -	\$ -	\$ -	\$ -	\$ -	\$ -	\$ -	\$ 924
Contracts payable	-	-	-	-	-	-	-	-	-
Due to other funds	-	-	-	40,592	-	1,383	-	-	-
Interfund payables	-	-	-	18,322	-	18,251	-	-	-
Unearned revenue	-	-	-	-	-	-	-	-	-
Arbitrage rebate payable	-	-	-	-	-	-	-	-	-
Total Liabilities				58,914		19,634			924
Fund Balances									
Nonspendable	-	-	-	-	-	-	-	-	-
Permanent fund - nonexpendable	-	-	-	-	-	-	-	-	-
Restricted	-	-	-	-	-	-	-	-	-
Salaries and related benefits	-	-	-	-	-	-	-	-	-
National forest education opportunity	-	-	-	-	-	-	-	-	-
Other special purposes	47,748	10,000	19,530	-	67,353	-	1,667	872	540,818
School activities	-	-	-	-	-	-	-	-	-
Debt service	-	-	-	-	-	-	-	-	-
Capital projects	-	-	-	-	-	-	-	-	-
Permanent fund - expendable	-	-	-	-	-	-	-	-	-
Total Fund Balances (Deficit)	47,748	10,000	19,530	67,353	67,353	19,634	1,667	872	540,818
Total Liabilities and Fund Balances	\$ 47,748	\$ 10,000	\$ 19,530	\$ 58,914	\$ 67,353	\$ 19,634	\$ 1,667	\$ 872	\$ 541,742

See independent auditor's report.

Rapides Parish School Board
 Alexandria, Louisiana
 Combining Balance Sheet
 Nonmajor Governmental Funds
 June 30, 2025

Statement J-1
 (Continued)

Special Revenue Funds

	Forest Hill Donations	Teacher Appreciation	2024/2025 ECE Access Match - LDOE	2024/2025 ECE Comm Engage - Local	Louisiana Early Childhood Education	Education Stabilization	School Activity	Total
Assets								
Cash and cash equivalents	5,000	73	564,670	-	-	-	4,080,615	16,858,350
Certificates of deposit and investments	-	-	-	-	-	-	99,425	23,992,628
Receivables	-	-	-	295,206	349,189	-	32,644	15,501,016
Due from other funds	-	-	-	-	-	-	-	112,051
Interfund receivables	-	-	-	-	-	-	-	2,956,497
Prepaid expenses	-	-	-	-	-	-	-	434,859
Restricted assets	-	-	-	-	-	-	-	2,278,866
Total Assets	5,000	73	564,670	295,206	349,189	-	4,212,684	62,134,267
Liabilities and Fund Balances								
Liabilities								
Accounts payable	-	-	564,670	204,794	23,529	-	-	1,930,277
Contracts payable	-	-	-	-	-	-	-	-
Due to other funds	-	-	-	-	14,724	-	-	3,856,222
Interfund payables	-	-	-	90,412	310,936	-	-	12,036,497
Unearned revenue	-	-	-	-	-	-	-	2,310,104
Arbitrage rebate payable	-	-	-	-	-	-	-	-
Total Liabilities	-	-	564,670	295,206	349,189	-	-	20,133,100
Fund Balances								
Nonspendable	-	-	-	-	-	-	-	-
Permanent fund - nonexpendable	-	-	-	-	-	-	-	-
Restricted	-	-	-	-	-	-	-	8,572,128
Salaries and related benefits	-	-	-	-	-	-	-	868,272
National forest education opportunity	-	-	-	-	-	-	-	28,348,083
Other special purposes	5,000	73	-	-	-	-	-	4,212,684
School activities	-	-	-	-	-	-	4,212,684	-
Debt service	-	-	-	-	-	-	-	-
Capital projects	-	-	-	-	-	-	-	-
Permanent fund - expendable	-	-	-	-	-	-	-	-
Total Fund Balances (Deficit)	5,000	73	-	-	-	-	4,212,684	42,001,167
Total Liabilities and Fund Balances	5,000	73	564,670	295,206	349,189	-	4,212,684	62,134,267

See independent auditor's report.

Rapides Parish School Board
 Alexandria, Louisiana
 Combining Balance Sheet
 Nonmajor Governmental Funds
 June 30, 2025

Statement J-1
 (Continued)

	Debt Service Funds						Consolidated No. 62	QSCB 2009
	Rigolette No. 11	Forest Hill No. 16	Glennora No. 27	Pineville No. 52	Poland No. 55	Lecompte- Lamourte Woodworth No. 57		
Assets								
Cash and cash equivalents	\$ -	\$ -	\$ -	\$ -	\$ -	\$ -	\$ -	\$ -
Certificates of deposit and investments	-	-	-	-	-	-	-	-
Receivables	-	-	-	-	-	-	-	-
Due from other funds	-	-	-	-	-	-	-	-
Interfund receivables	-	-	-	-	-	-	-	-
Prepaid expenses	-	-	-	-	-	-	-	-
Restricted assets	2,656,464	16,634	13,161	593,412	259,128	856,131	44,794	7,171,815
Total Assets	\$ 2,656,464	\$ 16,634	\$ 13,161	\$ 593,412	\$ 259,128	\$ 856,131	\$ 44,794	\$ 7,171,815
Liabilities and Fund Balances								
Liabilities								
Accounts payable	\$ -	\$ -	\$ -	\$ -	\$ -	\$ -	\$ -	\$ -
Contracts payable	-	-	-	-	-	-	-	-
Due to other funds	-	-	-	-	-	-	-	-
Interfund payables	-	-	-	-	-	-	-	-
Unearned revenue	-	-	-	-	-	-	-	-
Arbitrage rebate payable	-	-	-	-	-	-	-	-
Total Liabilities								
Fund Balances								
Nonspendable	-	-	-	-	-	-	-	-
Permanent fund - nonspendable	-	-	-	-	-	-	-	-
Restricted	-	-	-	-	-	-	-	-
Salaries and related benefits	-	-	-	-	-	-	-	-
National forest education opportunity	-	-	-	-	-	-	-	-
Other special purposes	-	-	-	-	-	-	-	-
School activities	-	-	-	-	-	-	-	-
Debt service	2,656,464	16,634	13,161	593,412	259,128	856,131	44,794	7,171,815
Capital projects	-	-	-	-	-	-	-	-
Permanent fund - expendable	-	-	-	-	-	-	-	-
Total Fund Balances (Deficit)	2,656,464	16,634	13,161	593,412	259,128	856,131	44,794	7,171,815
Total Liabilities and Fund Balances	\$ 2,656,464	\$ 16,634	\$ 13,161	\$ 593,412	\$ 259,128	\$ 856,131	\$ 44,794	\$ 7,171,815

See independent auditor's report.

Rapides Parish School Board
 Alexandria, Louisiana
 Combining Balance Sheet
 Nonmajor Governmental Funds
 June 30, 2025

Statement J-1
 (Continued)

	Capital Projects Funds				
	Rigolette No. 11 2014	Glennora No. 27	Poland No. 55	Lecompte- Lamourie	Woodworth No. 57
Assets					
Cash and cash equivalents	\$ 25,399	\$ -	\$ -	\$ 23,775	\$ 36,455
Certificates of deposit and investments	-	-	-	5,934	8,369,853
Receivables	-	-	-	-	52,199
Due from other funds	-	-	-	-	-
Interfund receivables	-	-	-	-	-
Prepaid expenses	-	-	-	-	-
Restricted assets	-	-	-	-	-
Total Assets	\$ 25,399	\$ -	\$ -	\$ 29,709	\$ 8,458,507
Liabilities and Fund Balances					
Liabilities					
Accounts payable	\$ -	\$ -	\$ -	\$ -	\$ -
Contracts payable	-	-	-	-	741,264
Due to other funds	-	-	-	-	-
Interfund payables	-	-	-	-	-
Unearned revenue	-	-	-	-	-
Arbitrage rebate payable	-	-	-	-	-
Total Liabilities	\$ -	\$ -	\$ -	\$ -	\$ 741,264
Fund Balances					
Nonspendable	-	-	-	-	-
Permanent fund - nonexpendable	-	-	-	-	-
Restricted	-	-	-	-	-
Salaries and related benefits	-	-	-	-	-
National forest education opportunity	-	-	-	-	-
Other special purposes	-	-	-	-	-
School activities	-	-	-	-	-
Debt service	-	-	-	-	-
Capital projects	25,399	-	-	29,709	7,717,243
Permanent fund - expendable	-	-	-	-	-
Total Fund Balances (Deficit)	25,399	-	-	29,709	7,717,243
Total Liabilities and Fund Balances	\$ 25,399	\$ -	\$ -	\$ 29,709	\$ 8,458,507

See independent auditor's report.

Rapides Parish School Board
Alexandria, Louisiana
Combining Balance Sheet
Nonmajor Governmental Funds
June 30, 2025

Statement J-1
(Concluded)

		Capital Projects Funds			Permanent Fund		Total Nonmajor Governmental Funds	
		Riglette No. 11 2023	School Buses	Energy	F. P. Joseph Memorial		Funds	
		\$	\$	\$	\$	\$	\$	\$
Assets								
Cash and cash equivalents		75,478	67,509	31,279	640	17,118,885		
Certificates of deposit and investments		23,304,577	2,807,475	-	15,121	58,495,588		
Receivables		-	-	-	122	15,553,337		
Due from other funds		-	-	-	-	112,061		
Interfund receivables		-	-	-	-	2,996,497		
Prepaid expenses		-	-	-	-	434,859		
Restricted assets		-	-	-	-	20,423,067		
Total Assets		\$ 23,380,055	\$ 2,874,984	\$ 31,279	\$ 15,883	\$ 34,799,933		
Liabilities and Fund Balances								
Liabilities								
Accounts payable		-	-	-	-	-		
Contracts payable		225,891	-	-	-	967,155		
Due to other funds		-	-	-	-	-		
Interfund payables		-	-	-	-	-		
Unearned revenue		795,323	-	-	-	795,323		
Arbitrage rebate payable		1,021,214	-	-	-	1,762,478		
Total Liabilities		\$ 2,042,428	\$ -	\$ -	\$ -	\$ 3,524,956		
Fund Balances								
Nonspendable		-	-	-	-	-		
Permanent fund - nonexpendable		-	-	-	3,000	3,000		
Restricted		-	-	-	-	-		
Salaries and related benefits		-	-	-	-	8,572,128		
National forest education opportunity		-	-	-	-	868,272		
Other special purposes		-	-	-	-	28,348,083		
School activities		-	-	-	-	4,212,684		
Debt service		-	-	-	-	18,144,201		
Capital projects		22,358,841	2,874,984	31,279	-	33,037,455		
Permanent fund - expendable		-	-	-	12,883	12,883		
Total Fund Balances (Deficit)		\$ 22,358,841	\$ 2,874,984	\$ 31,279	\$ 15,883	\$ 33,037,455		
Total Liabilities and Fund Balances		\$ 23,380,055	\$ 2,874,984	\$ 31,279	\$ 15,883	\$ 34,799,933		\$ 115,094,284

See independent auditor's report.

Rapides Parish School Board
Alexandria, Louisiana
Combining Statement of Revenues, Expenditures,
and Changes in Fund Balances
Nonmajor Governmental Funds
Year Ended June 30, 2025

Statement J-2
(Continued)

		Special Revenue Funds								
		Rapides Foundation	Parishwide Repair	School Districts Maintenance	SPED Cameras	Career and Technical Education	Buckeye Food Preservation	Poland Food Preservation	Sales Tax No. 1	Sales Tax No. 2
Revenues										
Local sources										
Taxes										
	Ad valorem taxes		2,434,102	13,192,210	\$	\$	166,885	94,404	18,270,216	\$
	Sales taxes		-	-	-	-	-	-	-	-
	Charges for services		-	-	-	-	10,367	21,269	-	-
	Interest earnings		97,951	909,411	-	-	28,004	4,334	156,957	161,367
	Other	644,513	49,000	17,600	-	-	-	-	-	-
	State sources		-	-	-	-	-	-	-	-
	Other		51,958	169,495	23,247	169,293	2,294	691	-	-
	Federal sources		-	-	-	-	-	-	-	-
	Total Revenues	644,513	2,632,911	14,288,716	23,247	159,293	207,550	120,688	18,427,173	18,431,575
Expenditures										
Current										
Instruction										
	Regular programs	38	-	898,494	-	-	-	-	-	-
	Special education programs		-	-	6,518	-	-	-	-	-
	Vocational programs		-	4,717	-	52,176	-	-	-	-
	Other instructional programs	37,875	-	341,888	-	-	-	-	-	-
	Special programs		-	-	-	-	-	-	-	-
	Support services		-	-	-	-	-	-	-	-
Student services										
	Instructional staff support	606,165	-	-	-	120,709	-	-	-	-
	General administration		76,245	554,858	-	-	5,304	2,986	3,208	3,212
	School administration		-	679	-	-	-	-	-	-
	Business services		1,394	1,363	-	-	-	-	-	-
	Plant services		3,078,593	14,150,133	-	-	6	-	-	-
	Student transportation services	435	-	-	-	95	-	-	-	-
	Central services		-	-	-	-	-	-	-	-
	Other support services		3,416	-	-	-	-	-	-	-
Food services										
	Community service programs		-	-	-	-	-	-	-	-
	Capital outlay		353,364	1,830,314	-	-	97,768	86,735	-	-
	Debt service		-	-	-	-	2,258	-	-	-
	Principal retirement		33,632	330,843	-	-	-	-	-	-
	Interest and fiscal charges		908	36,767	-	-	-	-	-	-
	Total Expenditures	644,513	3,547,552	18,150,056	6,518	172,980	105,336	89,721	3,208	3,212
Excess (Deficiency) of Revenues Over Expenditures			(914,641)	(3,861,340)	16,729	(13,687)	102,214	30,977	18,423,965	18,428,363
Other Financing Sources (Uses)										
	Transfers in		-	-	-	13,687	-	16,565	-	-
	Transfers out		1,193,890	6,916,644	-	-	17,853	-	(18,005,290)	(18,010,206)
	Legal settlement		(285,030)	(420,980)	-	-	-	-	-	-
	Debt issuance cost		-	60,000	-	-	-	-	-	-
	Debt issuance cost		-	-	-	-	-	-	-	-
	Lease financing		19,541	215,784	-	-	-	-	-	-
	Proceeds from sale of capital assets		2,711	318	-	-	-	-	-	-
	Total Other Financing Sources (Uses)		931,112	6,771,766	-	13,687	17,853	16,565	(18,005,290)	(18,010,206)
Net Change in Fund Balances			16,471	2,910,426	16,729	-	120,067	47,542	418,675	418,157
Fund Balances - Beginning of Year			2,645,689	18,099,537	211,711	-	619,148	309,241	57,123	118,476
Fund Balances - End of Year			\$ 2,662,160	\$ 21,009,963	\$ 228,440	\$ -	\$ 739,215	\$ 356,783	\$ 475,798	\$ 536,633

See independent auditor's report.

Rapides Parish School Board
Alexandria, Louisiana
Combining Statement of Revenues, Expenditures,
and Changes in Fund Balances
Nonmajor Governmental Funds
Year Ended June 30, 2025

Statement J-2
(Continued)

	Special Revenue Funds							Headstart	
	Sales Tax No. 3	Interest	NCLB Homeless Assistance Act Title I	NCLB Title I Migrant	Indian Education	NCLB Title I	NCLB Title II		NCLB Title III
Revenues									
Local sources									
Taxes									
Ad valorem taxes		\$ -	\$ -	\$ -	\$ -	\$ -	\$ -	\$ -	\$ -
Sales taxes	18,269,705	-	-	-	-	-	-	-	-
Charges for services	-	-	-	-	-	-	-	-	-
Interest earnings	256,747	-	-	-	-	-	-	-	-
Other	-	-	-	-	-	-	-	-	-
State sources									
Other	-	-	32,419	164,339	3,359	8,853,852	1,846,460	80,063	7,511,156
Federal sources	-	-	32,419	164,339	3,359	8,853,852	1,846,460	80,063	7,511,156
Total Revenues	18,526,452	-	64,838	328,678	6,711	14,707,704	3,692,920	160,126	17,322,316
Expenditures									
Current									
Instruction									
Regular programs	-	-	-	-	-	316,811	-	-	-
Special education programs	-	-	-	-	-	-	-	-	-
Vocational programs	-	-	-	-	-	-	-	-	-
Other instructional programs	-	-	-	-	-	-	-	-	-
Special programs	-	-	-	-	3,119	5,589,209	40,977	74,404	3,698,855
Support services									
Student services	-	-	30,085	161,094	-	361,388	-	-	856,763
Instructional staff support	-	-	-	178	-	3,018,258	1,676,841	370	985,380
General administration	3,131	-	-	79	3	4,131	801	-	3,650
School administration	-	-	-	-	-	-	-	-	-
Business services	-	-	-	-	-	-	-	-	-
Plant services	-	-	-	-	-	6,571	-	-	739,233
Student transportation services	-	-	50	-	-	7,924	-	-	571,127
Central services	-	-	-	-	-	-	-	-	5,077
Other support services	-	-	-	-	-	-	-	-	291,031
Food services	-	-	-	-	-	-	-	-	-
Community service programs	-	-	-	-	-	-	-	-	-
Capital outlay	-	-	-	-	-	-	-	-	1,511
Debt service	-	-	-	-	-	-	-	-	-
Principal retirement	-	-	-	-	-	-	-	-	72,268
Interest and fiscal charges	-	-	-	-	-	-	-	-	643
Total Expenditures	3,131	-	30,135	161,351	3,122	9,304,292	1,718,619	74,774	7,225,538
Excess (Deficiency) of Revenues Over Expenditures	18,523,321	-	2,703	2,327	3,589	(456,588)	1,974,301	5,289	285,618
Other Financing Sources (Uses)									
Transfers in	-	-	-	8,026	-	1,073,640	2,269	-	171,350
Transfers out	(17,375,956)	-	(2,284)	(11,014)	(237)	(623,200)	(130,110)	(5,289)	(529,235)
Legal settlement	-	-	-	-	-	-	-	-	-
Debt issuance cost	-	-	-	-	-	-	-	-	-
Lease financing	-	-	-	-	-	-	-	-	72,287
Proceeds from sale of capital assets	-	-	-	-	-	-	-	-	-
Total Other Financing Sources (Uses)	(17,375,956)	-	(2,284)	(2,988)	(237)	450,440	(127,841)	(5,289)	(285,618)
Net Change in Fund Balances	1,147,365	-	-	-	-	-	-	-	-
Fund Balances - Beginning of Year	6,412,332	130,921	-	-	-	-	-	-	-
Fund Balances - End of Year	7,559,697	130,921	-	-	-	-	-	-	-

See independent auditor's report.

Rapides Parish School Board
Alexandria, Louisiana
Combining Statement of Revenues, Expenditures,
and Changes in Fund Balances
Nonmajor Governmental Funds
Year Ended June 30, 2025

Statement J-2
(Continued)

	Special Revenue Funds									
	Miscellaneous	Special Education	8-G Grants	EPA - Electric Buses	McDaniel Food Donation	Jesse Doyle, Jr. Educator Award	TANF	Multiplication Bee Donation	Ignite K-5 Computer Science	
Revenues										
Local sources										
Taxes										
Ad valorem taxes										
Sales taxes										
Charges for services		291,138								
Interest earnings	263,598					5				
Other					4,000				250	
State sources										
Other		6,472,981	250,531	4,250,000			678,995			
Federal sources										
Total Revenues	263,598	6,764,119	250,531	4,250,000	4,000	5	678,995			250
Expenditures										
Current										
Instruction										
Regular programs					3,869					100
Special education programs		1,265,060								
Vocational programs		384,203	17,168				885,064			
Other instructional programs										
Special programs			254,916							
Support services										
Student services		2,524,223								
Instructional staff support		3,184,364					4,360			
General administration		3,689			5					
School administration										
Business services		102,543								
Plant services	356									150
Student transportation services		18,673								
Central services		584								
Other support services										
Food services										
Community service programs										
Capital outlay		6,090		4,250,000						
Debt service										
Principal retirement										
Interest and fiscal charges										
Total Expenditures	356	7,489,429	272,084	4,250,000	3,874		889,424	250		
Excess (Deficiency) of Revenues Over Expenditures	263,242	(725,310)	(21,553)	-	126	5	(210,429)	-		-
Other Financing Sources (Uses)										
Transfers in										
Transfers out		1,118,975	21,553				195,471			
Legal settlement		(607,117)								
Debt issuance cost										
Lease financing										
Proceeds from sale of capital assets										
Total Other Financing Sources (Uses)		611,858	21,553				195,471			
Net Change in Fund Balances	263,242	(113,452)	-	-	126	5	(14,958)	-		-
Fund Balances - Beginning of Year	605,030	1,045,860				10,008	81,394			8,679
Fund Balances - End of Year	868,272	932,408	\$	\$	\$	\$	66,436	\$	\$	8,679

See independent auditor's report.

Rapides Parish School Board
 Alexandria, Louisiana
 Combining Statement of Revenues, Expenditures,
 and Changes in Fund Balances
 Nonmajor Governmental Funds
 Year Ended June 30, 2025

Statement J-2
 (Continued)

	Special Revenue Funds								
	Education Excellence	Buckeye High Robotics	Coughlin Saunders	School Shirts	Social Studies Fair	Title II/Title IV SEA Equity	Rapides Reads Donations	Child Care and Development Funds Cluster	Cecil Picard LA 4 Early Childhood
Revenues									
Local sources									
Taxes									
Ad valorem taxes	\$ -	\$ -	\$ -	\$ -	\$ -	\$ -	\$ -	\$ -	\$ -
Sales taxes	-	-	-	-	-	-	-	-	-
Charges for services	-	-	-	-	-	-	-	-	-
Interest earnings	-	-	-	-	-	-	-	-	-
Other	-	22,000	-	-	-	-	11,300	-	-
State sources									
Other	386,297	-	-	-	-	-	-	4,911,249	3,608,028
Federal sources									
Other	386,297	22,000	-	-	-	-	11,300	4,911,249	3,608,028
Total Revenues									
	772,594	22,000	-	-	-	-	11,300	9,822,498	7,216,056
Expenditures									
Current									
Instruction									
Regular programs	424,695	-	-	-	-	-	-	-	-
Special education programs	-	-	-	-	-	-	-	-	-
Vocational programs	-	-	-	-	-	-	-	-	-
Other instructional programs	-	-	-	-	-	-	-	-	-
Special programs	-	-	-	-	-	-	-	4,353,874	3,915,517
Support services									
Student services									
Instructional staff support	104,935	-	-	-	-	-	5,070	228,964	148,875
General administration	-	-	-	-	-	-	1	-	-
School administration	-	-	-	-	-	-	-	-	-
Business services	-	-	-	-	-	-	-	-	-
PPlant services	-	-	-	-	-	-	1,245	-	3,366
Student transportation services	-	-	-	-	-	-	-	61	-
Central services	-	-	-	-	-	-	-	-	-
Other support services	-	-	-	-	-	-	-	-	-
Food services	-	-	-	-	-	-	-	-	-
Community service programs	-	-	-	-	-	-	-	-	-
Capital outlay	-	-	-	-	-	-	-	-	-
Debt service	-	-	-	-	-	-	-	-	-
Principal retirement	-	-	-	-	-	-	-	-	-
Interest and fiscal charges	-	-	-	-	-	-	-	-	-
Total Expenditures	529,630	-	-	-	-	-	6,316	4,582,869	4,067,757
	(143,333)	22,000	-	-	-	-	4,984	328,350	(469,729)
Excess (Deficiency) of Revenues Over Expenditures									
	229,263	22,000	-	-	-	-	4,984	328,350	(469,729)
Other Financing Sources (Uses)									
Transfers in	-	-	-	-	-	-	-	2,795	323,705
Transfers out	-	-	-	-	-	-	-	(16,231)	-
Legal settlement	-	-	-	-	-	-	-	-	-
Debt issuance cost	-	-	-	-	-	-	-	-	-
Lease financing	-	-	-	-	-	-	-	-	-
Proceeds from sale of capital assets	-	-	-	-	-	-	-	-	-
Total Other Financing Sources (Uses)	(143,333)	22,000	-	-	-	-	4,984	314,914	(136,024)
Net Change in Fund Balances									
	86,230	22,000	5,000	170	267	-	1,342	737,279	162,084
Fund Balances - Beginning of Year									
	240,430	22,000	5,000	170	267	-	6,326	1,052,193	26,060
Fund Balances - End of Year									
	326,660	44,000	10,000	340	534	-	7,668	1,789,472	188,144

See independent auditor's report.

Rapides Parish School Board
Alexandria, Louisiana
Combining Statement of Revenues, Expenditures,
and Changes in Fund Balances
Nonmajor Governmental Funds
Year Ended June 30, 2025

Statement J-2
(Continued)

	Special Revenue Funds								
	Homeless Donations	Laura Bush Foundation	Praxis Exam Computer Science 6-12	Comprehensive Literacy Development	Orchard Foundation - CLIP	Title IV	Rapides High Donations	Reading Program Donations	Headstart Food Program
Revenues									
Local sources									
Taxes									
Ad valorem taxes	\$ -	\$ -	\$ -	\$ -	\$ -	\$ -	\$ -	\$ -	\$ -
Sales taxes	-	-	-	-	-	-	-	-	-
Charges for services	-	-	-	-	-	-	-	-	-
Interest earnings	-	-	-	-	-	-	-	-	-
Other	2,096	10,000	-	-	-	-	-	-	-
State sources	-	-	-	-	-	-	-	-	-
Other	-	-	-	369,821	-	544,406	-	-	487,907
Federal sources	-	-	-	369,821	-	544,406	-	-	487,907
Total Revenues	2,096	10,000	-	369,821	-	544,406	-	-	487,907
Expenditures									
Current									
Instruction									
Regular programs	-	-	-	83,620	4,081	-	-	-	-
Special education programs	-	-	-	-	-	-	-	-	-
Vocational programs	-	-	-	-	-	-	-	-	-
Other instructional programs	-	-	-	-	-	-	-	-	-
Special programs	-	-	-	-	-	322,539	-	-	-
Support services									
Student services	1,098	-	-	-	-	122,635	-	-	-
Instructional staff support	-	-	-	275,453	-	29,347	-	-	-
General administration	-	-	-	-	-	414	-	-	-
School administration	-	-	-	-	-	-	-	-	-
Business services	-	-	-	-	-	-	-	-	-
Plant services	-	-	-	-	-	32,765	-	-	208
Student transportation services	-	-	-	-	-	-	-	-	-
Central services	-	-	-	-	-	-	-	-	-
Other support services	-	-	-	-	-	-	-	-	-
Food services	-	-	-	-	-	-	-	-	-
Community service programs	-	-	-	-	-	-	-	-	295,686
Capital outlay	-	-	-	-	-	-	-	-	-
Debt service	-	-	-	-	-	-	-	-	-
Principal retirement	-	-	-	-	-	-	-	-	-
Interest and fiscal charges	-	-	-	-	-	-	-	-	-
Total Expenditures	1,098	-	-	359,073	4,081	507,700	-	-	295,684
Excess (Deficiency) of Revenues Over Expenditures	998	10,000	-	10,748	(4,081)	36,706	-	-	192,013
Other Financing Sources (Uses)									
Transfers in	-	-	-	-	-	-	-	-	-
Transfers out	-	-	-	15,310	-	1,713	-	-	-
Legal settlement	-	-	-	(26,058)	-	(38,419)	-	-	-
Debt issuance cost	-	-	-	-	-	-	-	-	-
Lease financing	-	-	-	-	-	-	-	-	-
Proceeds from sale of capital assets	-	-	-	-	-	-	-	-	-
Total Other Financing Sources (Uses)	-	-	-	(10,748)	-	(36,706)	-	-	-
Net Change in Fund Balances	998	10,000	-	-	(4,081)	-	-	-	192,013
Fund Balances - Beginning of Year	46,750	-	19,530	-	71,434	-	1,667	872	348,805
Fund Balances - End of Year	47,748	10,000	19,530	-	67,353	-	1,667	872	540,818

See independent auditor's report.

Rapides Parish School Board
Alexandria, Louisiana
Combining Statement of Revenues, Expenditures,
and Changes in Fund Balances
Nonmajor Governmental Funds
Year Ended June 30, 2025

Statement J-2
(Continued)

	Special Revenue Funds							Total
	Forest Hill Donations	Teacher Appreciation	2024/2025 ECE Access Match - LDOE	2024/2025 ECE Comm Engage - Local	Louisiana Early Childhood Education	Education Stabilization	School Activity	
Revenues								
Local sources								
Taxes								
Ad valorem taxes	\$ -	\$ -	\$ -	\$ -	\$ -	\$ -	\$ -	\$ 15,887,601
Sales taxes	-	-	-	-	-	-	-	54,810,129
Charges for services	-	-	-	-	-	-	-	322,774
Interest earnings	-	-	-	-	-	-	-	1,878,274
Other	-	-	815,330	590,412	-	-	8,287,169	10,596,351
State sources								
Other	-	-	-	-	1,405,742	-	-	5,901,457
Federal sources	-	-	-	-	-	15,149,849	-	51,566,849
Total Revenues	-	-	815,330	590,412	1,405,742	15,149,849	8,287,169	140,963,435
Expenditures								
Current								
Instruction								
Regular programs	-	19	-	-	-	2,273,195	-	4,010,237
Special education programs	-	-	-	-	-	-	-	1,271,578
Vocational programs	-	-	-	-	-	-	-	1,343,328
Other instructional programs	-	-	-	-	-	7,387	8,495,143	8,882,273
Special programs	-	-	815,330	590,412	1,100,867	-	-	20,760,455
Support services								
Student services	-	-	-	-	-	131,792	-	4,190,167
Instructional staff support	-	-	-	-	-	232,790	-	10,975,806
General administration	-	-	-	-	-	-	-	661,717
School administration	-	-	-	-	-	-	-	679
Business services	-	-	-	-	-	-	-	105,300
Plant services	-	-	-	-	-	-	-	18,011,039
Student transportation services	-	-	-	-	-	-	-	603,064
Central services	-	-	-	-	-	-	-	5,722
Other support services	-	-	-	-	-	-	-	3,416
Food services	-	-	-	-	-	-	-	586,717
Community service programs	-	-	-	-	-	-	-	184,503
Capital outlay	-	-	-	-	-	-	-	17,841,070
Debt service	-	-	-	-	-	11,397,533	-	-
Principal retirement	-	-	-	-	-	-	-	436,743
Interest and fiscal charges	-	-	-	-	-	-	-	38,318
Total Expenditures	-	19	815,330	590,412	1,405,145	14,042,677	8,495,143	69,912,132
Excess (Deficiency) of Revenues Over Expenditures								
Other Financing Sources (Uses)								
Transfers in	-	(19)	-	-	(403)	1,107,172	(207,974)	51,051,303
Transfers out	-	-	-	-	403	-	-	11,086,259
Legal settlement	-	-	-	-	-	(1,107,172)	-	(57,087,400)
Debt issuance cost	-	-	-	-	-	-	-	60,000
Lease financing	-	-	-	-	-	-	-	-
Proceeds from sale of capital assets	-	-	-	-	-	-	-	307,612
Total Other Financing Sources (Uses)	-	(19)	-	-	403	(1,107,172)	(207,974)	(45,630,500)
Net Change in Fund Balances								
Fund Balances - Beginning of Year	5,000	92	-	-	-	-	4,420,658	5,420,803
Fund Balances - End of Year	5,000	73	-	-	-	-	4,212,684	36,580,354

See independent auditor's report.

Rapides Parish School Board
Alexandria, Louisiana
Combining Statement of Revenues, Expenditures,
and Changes in Fund Balances
Nonmajor Governmental Funds
Year Ended June 30, 2025

Statement J-2
(Continued)

	Debt Service Funds						Consolidated No. 62	QSCB 2009
	Rigolette No. 11	Forest Hill No. 16	Glenmora No. 27	Pineville No. 52	Poland No. 55	Sixth Ward No. 58		
Revenues								
Local sources								
Taxes								
Ad valorem taxes	\$ 3,733,766	\$ 225,703	\$ 356,099	\$ 1,622,617	\$ 138,767	\$ 1,213,743	\$ 145,254	\$ 7,617,474
Sales taxes	-	-	-	-	-	-	-	-
Charges for services	-	-	-	-	-	-	-	-
Interest earnings	91,399	14	1,843	22,257	14,765	34,557	2,502	304,384
Other	-	-	-	-	-	-	-	-
State sources	-	-	-	-	-	-	-	-
Other	-	-	-	-	-	-	-	-
Federal sources	-	-	-	-	-	-	-	-
Total Revenues	3,825,165	225,717	357,942	1,644,874	153,532	1,248,300	147,756	7,921,868
Expenditures								
Current								
Instruction								
Regular programs	-	-	-	-	-	-	-	-
Special education programs	-	-	-	-	-	-	-	-
Vocational programs	-	-	-	-	-	-	-	-
Other instructional programs	-	-	-	-	-	-	-	-
Special programs	-	-	-	-	-	-	-	-
Support services	-	-	-	-	-	-	-	-
Student services	-	-	-	-	-	-	-	-
Instructional staff support	-	-	-	-	-	-	-	-
General administration	116,384	7,155	11,537	50,393	4,409	38,438	5,066	237,433
School administration	-	-	-	-	-	-	-	-
Business services	-	-	-	-	-	-	-	-
Pilot services	-	-	-	-	-	-	-	-
Student transportation services	-	-	-	-	-	-	-	-
Central services	-	-	-	-	-	-	-	-
Other support services	-	-	-	-	-	-	-	-
Food services	-	-	-	-	-	-	-	-
Community service programs	-	-	-	-	-	-	-	-
Capital outlay	-	-	-	-	-	-	-	-
Debt service	-	-	-	-	-	-	-	-
Principal retirement	1,530,000	202,000	225,000	1,170,000	170,000	570,000	120,000	3,190,000
Interest and fiscal charges	1,384,526	28,393	80,841	209,333	64,940	576,087	44,902	4,529,113
Total Expenditures	3,030,910	237,548	317,378	1,429,726	239,349	1,184,525	169,968	7,956,546
Excess (Deficiency) of Revenues Over Expenditures	794,255	(11,831)	40,564	215,148	(85,817)	63,775	(22,212)	(34,668)
Other Financing Sources (Uses)								
Transfers in	-	-	-	-	-	-	-	-
Transfers out	-	-	-	-	-	-	-	-
Legal settlement	-	-	-	-	-	-	-	-
Debt issuance cost	(2,825)	(400)	(1,875)	(2,375)	(1,875)	(1,825)	(1,875)	(2,275)
Lease financing	-	-	-	-	-	-	-	-
Proceeds from sale of capital assets	-	-	-	-	-	-	-	-
Total Other Financing Sources (Uses)	(2,825)	(400)	(1,875)	(2,375)	(1,875)	(1,825)	(1,875)	(2,275)
Net Change in Fund Balances	791,430	(12,231)	38,689	212,773	(87,692)	61,950	(24,087)	(36,963)
Fund Balances - Beginning of Year	1,865,034	28,865	(25,528)	380,639	346,820	794,181	68,881	7,208,778
Fund Balances - End of Year	2,656,464	16,634	13,161	593,412	259,128	856,131	44,794	7,171,815

See independent auditor's report.

Rapides Parish School Board
Alexandria, Louisiana
Combining Statement of Revenues, Expenditures,
and Changes in Fund Balances
Nonmajor Governmental Funds
Year Ended June 30, 2025

Statement J-2
(Continued)

	Debt Service Funds		Capital Projects Fund				Lecompte- Lamourie Woodworth No. 57
	QSCB 2011	Total	Rigolette No. 11 2014	Glenmora No. 27	Poland No. 55	-	
Revenues							
Local sources							
Taxes							
Ad valorem taxes	-	\$ 15,053,423	-	-	-	-	-
Sales taxes	-	-	-	-	-	-	-
Charges for services	-	-	-	-	-	-	-
Interest earnings	147,897	717,409	22	345	1,395	-	442,416
Other	-	-	-	-	-	-	-
State sources	-	-	-	-	-	-	-
Other	-	-	-	-	-	-	-
Federal sources	-	-	-	-	-	-	-
Total Revenues	147,897	15,770,832	22	345	1,395	-	442,416
Expenditures							
Current							
Instruction							
Regular programs	-	-	-	-	-	-	-
Special education programs	-	-	-	-	-	-	-
Vocational programs	-	-	-	-	-	-	-
Other instructional programs	-	-	-	-	-	-	-
Special programs	-	-	-	-	-	-	-
Support services	-	-	-	-	-	-	-
Student services	-	-	-	-	-	-	-
Instructional staff support	-	-	-	-	-	-	-
General administration	-	470,815	24	-	18	-	105
School administration	-	-	-	-	-	-	-
Business services	-	-	-	-	-	-	9,464
Plant services	-	-	-	-	-	-	28,196
Student transportation services	-	-	-	-	-	-	-
Central services	-	-	-	-	-	-	-
Other support services	-	-	-	-	-	-	-
Food services	-	-	-	-	-	-	-
Community service programs	-	-	-	-	-	-	-
Capital outlay	-	-	-	-	-	-	-
Debt service	-	-	101,872	11,836	4,898	-	4,190,228
Principal retirement	-	10,177,000	-	-	-	-	-
Interest and fiscal charges	-	6,918,135	-	-	-	-	-
Total Expenditures	-	17,565,950	101,896	11,836	5,016	-	4,227,893
Excess (Deficiency) of Revenues Over Expenditures	147,897	(1,795,118)	(101,874)	(11,591)	(3,621)	-	(3,785,577)
Other Financing Sources (Uses)							
Transfers in	-	420,980	-	-	-	-	-
Transfers out	318,771	-	-	(149)	-	-	-
Legal settlement	-	-	-	-	-	-	-
Debt issuance cost	-	(15,325)	-	-	-	-	-
Lease financing	-	-	-	-	-	-	-
Proceeds from sale of capital assets	-	-	-	-	-	-	-
Total Other Financing Sources (Uses)	318,771	405,655	-	(149)	-	-	9,689
Net Change in Fund Balances	466,668	(1,389,463)	(101,874)	(11,740)	(3,621)	-	(3,775,888)
Fund Balances - Beginning of Year	6,065,994	19,533,664	127,273	11,740	33,330	-	11,493,131
Fund Balances - End of Year	6,532,662	\$ 18,144,201	\$ 25,399	\$ -	\$ 29,709	\$ -	\$ 7,717,243

See independent auditor's report.

Rapides Parish School Board
 Alexandria, Louisiana
 Combining Statement of Revenues, Expenditures,
 and Changes in Fund Balances
 Nonmajor Governmental Funds
 Year Ended June 30, 2025

	Capital Projects Funds			Total	Statement J-2 (Concluded)
	Rigolette No. 11 2023	School Buses	Energy		
Revenues					
Local sources					
Taxes					
Ad valorem taxes		\$ -	\$ -	\$ -	\$ 30,941,024
Sales taxes		-	-	-	54,810,129
Charges for services		-	-	-	322,774
Interest earnings	1,055,015	134,235	413	1,633,842	4,229,942
Other					10,596,351
State sources					
Other					5,901,457
Federal sources					51,566,849
Total Revenues	1,055,015	134,235	413	1,633,842	158,368,526
Expenditures					
Current					
Instruction					
Regular programs					4,010,237
Special education programs					1,271,578
Vocational programs					1,343,328
Other institutional programs					8,882,273
Special programs					20,760,455
Support services					
Student services				200	4,190,367
Instructional staff support					10,975,806
General administration	364			511	1,133,043
School administration					679
Business services	25,321	1,321		36,106	141,406
Plant services					18,039,235
Student transportation services					603,064
Central services					5,722
Other support services					3,416
Food services					586,717
Community service programs					184,503
Capital outlay	3,662,743	300	82	7,972,159	25,813,229
Debt service					
Principal retirement					10,613,743
Interest and fiscal charges					6,956,453
Total Expenditures	3,668,428	1,621	82	8,036,972	115,515,254
Excess (Deficiency) of Revenues Over Expenditures	(2,633,413)	132,615	331	(6,403,130)	42,853,272
Other Financing Sources (Uses)					
Transfers in					
Legal settlement				(149)	11,517,239
Debt issuance cost	(566,450)				(57,097,549)
Lease financing					60,000
Proceeds from sale of capital assets					(581,775)
Total Other Financing Sources (Uses)	(566,450)			9,689	307,612
Net Change in Fund Balances	(3,199,863)	132,615	331	(6,960,040)	12,718
Fund Balances - Beginning of Year	25,558,704	2,742,369	30,948	39,937,495	(45,781,755)
Fund Balances - End of Year	22,358,841	2,874,984	31,279	33,037,455	(2,928,483)
					96,127,189
					\$ 93,198,706

See independent auditor's report

Rapides Parish School Board
Alexandria, Louisiana
Combining Balance Sheet
Nonmajor Special Revenue Funds - School Districts Maintenance Funds
June 30, 2025

Statement J-3
(Continued)

Assets

	Rigolette No. 11	Forest Hill No.16	Cotile No. 22A	Glenmora No. 27	Big Island No. 50
Cash and cash equivalents	\$ 1,250,175	\$ 79,227	\$ 1,449,076	\$ 20,106	\$ 479,778
Investments	3,086,068	85,951	3,850,294	46,397	2,598,227
Receivables	-	-	-	-	-
Due from other funds	13,156	3,051	2,946	2,610	7,745
Total Assets	\$ 4,349,399	\$ 168,229	\$ 5,302,316	\$ 69,113	\$ 3,085,750

Liabilities and Fund Balances

	Rigolette No. 11	Forest Hill No.16	Cotile No. 22A	Glenmora No. 27	Big Island No. 50
Liabilities					
Accounts payable	\$ 42,364	\$ 8,986	\$ 28,559	\$ 3,454	\$ 47,700
Due to other funds	5,728	259	274	1,208	490
Interfund payables	-	-	-	-	-
Total Liabilities	48,092	9,245	28,833	4,662	48,190
Fund balances					
Restricted					
Other special purposes	4,301,307	158,984	5,273,483	64,451	3,037,560
Total Liabilities and Fund Balances	\$ 4,349,399	\$ 168,229	\$ 5,302,316	\$ 69,113	\$ 3,085,750

See independent auditor's report. These are individual funds and are not considered to be subfunds.

Rapides Parish School Board
Alexandria, Louisiana
Combining Balance Sheet
Nonmajor Special Revenue Funds - School Districts Maintenance Funds
June 30, 2025

Statement J-3
(Continued)

	Fifth Ward No. 51	Pineville No. 52	Poland No. 55	Ruby-Wise No. 56	Lecompte-Lamourie Woodworth No. 57
Assets					
Cash and cash equivalents	\$ 184,629	\$ 191,727	\$ 3,264	\$ 13,631	\$ 139,885
Investments	188,236	2,150,321	1	-	331,217
Receivables	-	-	-	-	-
Due from other funds	3,069	14,268	1,934	1,979	2,558
Total Assets	\$ 375,934	\$ 2,356,316	\$ 5,199	\$ 15,610	\$ 473,660
Liabilities and Fund Balances					
Liabilities					
Accounts payable	\$ 24,886	\$ 267,242	\$ 19,518	\$ 32,634	\$ 19,994
Due to other funds	1,970	8,311	173	115	187
Interfund payables	-	-	-	50,000	-
Total Liabilities	26,856	275,553	19,691	82,749	20,181
Fund balances					
Restricted					
Other special purposes	349,078	2,080,763	(14,492)	(67,139)	453,479
Total Liabilities and Fund Balances	\$ 375,934	\$ 2,356,316	\$ 5,199	\$ 15,610	\$ 473,660

See independent auditor's report. These are individual funds and are not considered to be subfunds.

Rapides Parish School Board
Alexandria, Louisiana
Combining Balance Sheet
Nonmajor Special Revenue Funds - School Districts Maintenance Funds
June 30, 2025

Statement J-3
(Concluded)

	Sixth Ward No. 58	Consolidated No. 61	Consolidated No. 62	Pineville Technology No. 52	Total
Assets					
Cash and cash equivalents	\$ 15,961	\$ 407,861	\$ 25,558	\$ 312,279	\$ 4,573,157
Investments	39,794	889,417	3,809,936	160,318	17,236,177
Receivables	-	-	688	-	688
Due from other funds	1,271	1,083	44,991	-	100,661
Total Assets	\$ 57,026	\$ 1,298,361	\$ 3,881,173	\$ 472,597	\$ 21,910,683
Liabilities and Fund Balances					
Liabilities					
Accounts payable	\$ 8,188	\$ 43,583	\$ 270,428	\$ -	\$ 817,536
Due to other funds	115	115	14,239	-	33,184
Interfund payables	-	-	-	-	50,000
Total Liabilities	8,303	43,698	284,667	-	900,720
Fund balances					
Restricted					
Other special purposes	48,723	1,254,663	3,596,506	472,597	21,009,963
Total Liabilities and Fund Balances	\$ 57,026	\$ 1,298,361	\$ 3,881,173	\$ 472,597	\$ 21,910,683

See independent auditor's report. These are individual funds and are not considered to be subfunds.

Rapides Parish School Board
Alexandria, Louisiana

Combining Statement of Revenues, Expenditures,
and Changes in Fund Balances
Nonmajor Special Revenue Funds - School Districts Maintenance Funds
Year Ended June 30, 2025

Statement J-4
(Continued)

	Rigolette No. 11	Forest Hill No.16	Cottle No. 22A	Glenmora No. 27	Big Island No. 50	Fifth Ward No. 51	Pineville No. 52	Poland No. 55
Revenues								
Local sources								
Taxes								
Ad valorem taxes	\$ 2,904,391	\$ 72,536	\$ 2,156,113	\$ 150,251	\$ 941,309	\$ 271,444	\$ 1,017,794	\$ 101,330
Interest earnings	156,397	4,002	179,856	9,761	140,679	8,742	123,406	1,325
Other	-	-	-	-	-	-	-	-
State sources								
Other	35,113	1,711	2,247	2,604	12,952	6,060	15,859	742
Total Revenues	3,095,901	78,249	2,338,216	162,616	1,094,940	286,246	1,157,059	103,397
Expenditures								
Current								
Instruction								
Regular programs	671,314	1,690	50,411	426	8,807	39	12,742	-
Vocational programs	-	-	4,717	-	-	-	-	-
Other instructional programs	133,152	-	138,153	-	7,293	-	16,269	-
Support services								
General administration	90,618	2,317	65,843	4,899	30,423	8,889	143,676	14,849
School administration	679	-	-	-	-	-	-	-
Business administration	-	-	-	-	1,363	-	-	-
Plant services	2,380,348	156,290	472,628	443,835	1,087,463	338,545	1,949,802	259,803
Capital outlay	602,747	-	456,671	74,360	15,411	11,788	72,855	-
Debt service								
Principal retirement	30,570	5,993	16,005	17,572	39,366	13,206	32,354	9,942
Interest and fiscal charges	2,258	131	1,078	765	3,160	573	5,226	903
Total Expenditures	3,911,686	166,421	1,205,506	541,857	1,193,286	373,040	2,232,924	285,497
Excess (Deficiency) of Revenues Over Expenditures	(815,785)	(88,172)	1,132,710	(379,241)	(98,346)	(86,794)	(1,075,865)	(182,100)
Other Financing Sources (Uses)								
Transfers in	989,380	111,412	297,707	162,404	510,908	213,440	1,023,739	134,823
Transfers out	(27,323)	-	(9,108)	(3,415)	(29,600)	(3,415)	(70,132)	(9,108)
Legal settlement	-	-	-	-	60,000	-	-	-
Lease financing	30,570	4,569	7,720	7,944	17,774	7,970	32,354	4,597
Proceeds from sale of capital assets	-	-	-	-	318	-	-	-
Total Other Financing Sources (Uses)	992,627	115,981	296,319	166,933	559,400	217,995	985,961	130,312
Net Change in Fund Balances	176,842	27,809	1,429,029	(212,308)	461,054	131,201	(89,904)	(51,788)
Fund Balances - Beginning of Year	4,124,465	131,175	3,844,454	276,759	2,576,506	217,877	2,170,667	37,296
Fund Balances - End of Year	\$ 4,301,307	\$ 158,984	\$ 5,273,483	\$ 64,451	\$ 3,037,560	\$ 349,078	\$ 2,080,763	\$ (14,492)

See independent auditor's report. These are individual funds and are not considered to be subfunds.

Rapides Parish School Board
Alexandria, Louisiana
Combining Statement of Revenues, Expenditures,
and Changes in Fund Balances
Nonmajor Special Revenue Funds - School Districts Maintenance Funds
Year Ended June 30, 2025

	Ruby-Wise No. 56	Lamourie Woodworth No. 57	Sixth Ward No. 58	Consolidated No. 61	Consolidated No. 62	Pineville Technology No. 52	Total
Revenues							
Local sources							
Taxes							
Ad valorem taxes	\$ 126,239	\$ 194,782	\$ 72,819	\$ 354,681	\$ 4,475,281	\$ 353,240	\$ 13,192,210
Interest earnings	16	15,334	1,893	41,578	202,760	23,662	909,411
Other	-	-	-	-	17,600	-	17,600
State sources							
Other	3,966	1,997	1,244	3,090	81,910	-	169,495
Total Revenues	130,221	212,113	75,956	399,349	4,777,551	376,902	14,288,716
Expenditures							
Current							
Instruction							
Regular programs	28	146	92	-	5,344	147,455	898,494
Vocational programs	-	-	-	-	-	-	4,717
Other instructional programs	-	2,834	-	-	24,433	19,754	341,888
Support services							
General administration	21,564	6,318	2,599	11,353	140,248	11,262	554,858
School administration	-	-	-	-	-	-	679
Business administration	-	-	-	-	-	-	1,363
Plant services	211,166	325,955	202,177	188,605	6,082,371	51,145	14,150,133
Capital outlay	182	-	-	39,107	279,252	277,941	1,830,314
Debt service							
Principal retirement	10,925	6,726	7,469	6,529	134,186	-	330,843
Interest and fiscal charges	385	101	502	889	20,796	-	36,767
Total Expenditures	244,250	342,080	212,839	246,483	6,686,630	507,557	18,150,056
Excess (Deficiency) of Revenues Over Expenditures	(114,029)	(129,967)	(136,883)	152,866	(1,909,079)	(130,655)	(3,861,340)
Other Financing Sources (Uses)							
Transfers in	100,072	220,628	122,908	112,604	2,916,619	-	6,916,644
Transfers out	-	-	(4,554)	(9,896)	(254,429)	-	(420,980)
Legal settlement	-	-	-	-	-	-	60,000
Lease financing	3,237	6,726	4,358	4,288	83,677	-	215,784
Proceeds from sale of capital assets	-	-	-	-	-	-	318
Total Other Financing Sources (Uses)	103,309	227,354	122,712	106,996	2,745,867	-	6,771,766
Net Change in Fund Balances	(10,720)	97,387	(14,171)	259,862	836,788	(130,655)	2,910,426
Fund Balances - Beginning of Year	(56,419)	356,092	62,894	994,801	2,759,718	603,252	18,099,637
Fund Balances - End of Year	\$ (67,139)	\$ 453,479	\$ 48,723	\$ 1,254,663	\$ 3,596,506	\$ 472,597	\$ 21,009,963

See independent auditor's report. These are individual funds and are not considered to be subfunds.

Rapides Parish School Board
 Alexandria, Louisiana
 Combining Schedule of Revenues, Expenditures, and
 Changes in Fund Balances - Budget and Actual
 Nonmajor Special Revenue Funds
 Year Ended June 30, 2025

Statement J-5
 (Continued)

	Rapides Foundation			Parishwide Repair			School Districts Maintenance		
	Budget	Actual	Variance Positive (Negative)	Budget	Actual	Variance Positive (Negative)	Budget	Actual	Variance Positive (Negative)
Revenues									
Local sources									
Taxes									
Ad valorem taxes				\$ 2,387,000	\$ 2,434,102	\$ 47,102	\$ 13,084,840	\$ 13,192,210	\$ 107,370
Sales taxes				-	-	-	-	-	-
Charges for services				-	-	-	-	-	-
Interest earnings				89,000	97,851	8,851	819,700	909,411	89,711
Other				49,000	49,000	-	17,650	17,600	(50)
State sources									
Other				50,000	51,958	1,958	172,300	169,495	(2,805)
Federal sources									
Total Revenues	644,513	644,513	-	2,575,000	2,632,911	57,911	14,094,490	14,288,716	194,226
Expenditures									
Current									
Instruction									
Regular programs	38	38	-	17,000	-	17,000	2,514,608	898,494	1,616,114
Special education programs									
Vocational programs							38,000	4,717	31,283
Other instructional programs							440,050	341,888	98,162
Special programs									
Support services									
Student services							1,000	-	1,000
Instructional staff support	606,165	606,165	-	1,300	-	1,300	504,300	554,858	(50,558)
General administration				86,660	76,245	10,415	3,800	679	3,121
School administration									
Business services				2,000	1,394	606	1,500	1,363	137
Plant services				3,807,262	3,078,593	728,669	16,925,728	14,150,133	2,775,595
Student transportation services									
Central services	435	435	-	15,000	-	15,000	-	-	-
Other support services				7,050	3,416	3,634	-	-	-
Food services									
Community service programs									
Capital outlay									
Debt service				418,000	353,364	64,636	3,461,778	1,830,314	1,631,464
Principal retirement				14,092	33,632	(19,540)	115,084	330,843	(215,759)
Interest and fiscal charges				620	908	(288)	35,541	36,767	(1,226)
Total Expenditures	644,513	644,513	-	4,368,964	3,547,552	821,432	24,044,989	18,150,056	5,894,933
Excess (Deficiency) of Revenues Over Expenditures				(1,793,964)	(914,641)	879,343	(9,950,399)	(3,861,340)	6,089,059
Other Financing Sources (Uses)									
Transfers in									
Transfers out				1,193,890	1,193,890	3,890	6,886,160	6,916,644	30,484
Legal settlement				(250,000)	(285,030)	4,970	(437,831)	(420,880)	16,851
Lease financing							60,000	60,000	-
Proceeds from sale of capital assets									
Total Other Financing Sources (Uses)				5,000	19,541	19,541	500	318	215,784
				905,000	931,112	26,112	6,508,829	6,771,796	262,937
Net Change in Fund Balances				(898,964)	16,471	905,455	(3,441,570)	2,910,426	6,351,996
Fund Balances - Beginning of Year				2,646,689	2,646,689	-	18,099,537	18,099,537	-
Fund Balances - End of Year				\$ 1,757,705	\$ 2,663,160	\$ 905,455	\$ 14,657,967	\$ 21,009,963	\$ 6,351,996

See independent auditor's report.

Rapides Parish School Board
 Alexandria, Louisiana
 Combining Schedule of Revenues, Expenditures, and
 Changes in Fund Balances - Budget and Actual
 Nonmajor Special Revenue Funds
 Year Ended June 30, 2025

Statement J-5
 (Continued)

	SPED Cameras			Career and Technical Education			Buckeye Food Preservation		
	Budget	Actual	Variance Positive (Negative)	Budget	Actual	Variance Positive (Negative)	Budget	Actual	Variance Positive (Negative)
Revenues									
Local sources									
Taxes									
Ad valorem taxes		\$ -	\$ -		\$ -	\$ -	\$ 163,650	\$ 166,885	\$ 3,235
Sales taxes		-	-		-	-	11,000	10,367	(633)
Charges for services		-	-		-	-	23,000	28,004	5,004
Interest earnings		-	-		-	-	-	-	-
Other		-	-		-	-	-	-	-
State sources									
Other	23,247	23,247	-	159,293	159,293	-	2,300	2,294	(6)
Federal sources									
Total Revenues	23,247	23,247	-	159,293	159,293	-	199,950	207,550	7,600
Expenditures									
Current									
Instruction									
Regular programs									
Special education programs	6,518	6,518	-						
Vocational programs				52,176	52,176	-			
Other instructional programs									
Special programs									
Support services									
Student services									
Instructional staff support				120,709	120,709	-			
General administration							6,100	5,304	796
School administration									
Business services									
Plant services							1,000	6	994
Student transportation services				95	95	-			
Central services									
Other support services									
Food services									
Community service programs							148,760	97,768	50,992
Capital outlay							30,000	2,258	27,742
Debt service									
Principal retirement									
Interest and fiscal charges									
Total Expenditures	6,518	6,518	-	172,980	172,980	-	185,860	105,336	80,524
Excess (Deficiency) of Revenues Over Expenditures	16,729	16,729	-	(13,687)	(13,687)	-	14,090	102,214	88,124
Other Financing Sources (Uses)									
Transfers in									
Transfers out				13,687	13,687	-	18,500	17,853	(647)
Legal settlement									
Lease financing									
Proceeds from sale of capital assets									
Total Other Financing Sources (Uses)				13,687	13,687	-	18,500	17,853	(647)
Net Change in Fund Balances	16,729	16,729	-	-	-	-	32,590	120,067	87,477
Fund Balances - Beginning of Year	211,711	211,711	-	-	-	-	619,148	619,148	-
Fund Balances - End of Year	\$ 228,440	\$ 228,440	\$ -	\$ -	\$ -	\$ -	\$ 651,738	\$ 739,215	\$ 87,477

See independent auditor's report.

Rapides Parish School Board
Alexandria, Louisiana
Combining Schedule of Revenues, Expenditures, and
Changes in Fund Balances - Budget and Actual
Nonmajor Special Revenue Funds
Year Ended June 30, 2025

Statement J-5
(Continued)

	Poland Food Preservation			Sales Tax No. 1			Sales Tax No. 2		
	Budget	Actual	Variance Positive (Negative)	Budget	Actual	Variance Positive (Negative)	Budget	Actual	Variance Positive (Negative)
Revenues									
Local sources									
Taxes									
Ad valorem taxes	\$ 94,100	\$ 94,404	\$ 304	\$ -	\$ -	\$ -	\$ -	\$ -	\$ -
Sales taxes	-	-	-	18,000,000	18,270,216	270,216	18,000,000	18,270,208	270,208
Charges for services	21,000	21,269	269	-	-	-	-	-	-
Interest earnings	3,500	4,334	834	150,000	156,957	6,957	150,000	161,367	11,367
Other	-	-	-	-	-	-	-	-	-
State sources	500	691	191	-	-	-	-	-	-
Other	-	-	-	-	-	-	-	-	-
Federal sources	-	-	-	-	-	-	-	-	-
Total Revenues	119,100	120,698	1,598	18,150,000	18,427,173	277,173	18,150,000	18,431,575	281,575
Expenditures									
Current									
Instruction									
Regular programs	-	-	-	-	-	-	-	-	-
Special education programs	-	-	-	-	-	-	-	-	-
Vocational programs	-	-	-	-	-	-	-	-	-
Other instructional programs	-	-	-	-	-	-	-	-	-
Special programs	-	-	-	-	-	-	-	-	-
Support services	-	-	-	-	-	-	-	-	-
Student services	-	-	-	-	-	-	-	-	-
Instructional staff support	-	-	-	-	-	-	-	-	-
General administration	3,550	2,986	564	3,625	3,208	417	3,550	3,212	338
School administration	-	-	-	-	-	-	-	-	-
Business services	-	-	-	-	-	-	-	-	-
Plant services	-	-	-	-	-	-	-	-	-
Student transportation services	-	-	-	-	-	-	-	-	-
Central services	-	-	-	-	-	-	-	-	-
Other support services	-	-	-	-	-	-	-	-	-
Food services	-	-	-	-	-	-	-	-	-
Community service programs	132,670	86,735	45,935	-	-	-	-	-	-
Capital outlay	-	-	-	-	-	-	-	-	-
Debt service	-	-	-	-	-	-	-	-	-
Principal retirement	-	-	-	-	-	-	-	-	-
Interest and fiscal charges	-	-	-	-	-	-	-	-	-
Total Expenditures	136,220	89,721	46,499	3,625	3,208	417	3,550	3,212	338
Excess (Deficiency) of Revenues Over Expenditures	(17,120)	30,977	48,097	18,146,375	18,423,965	277,590	18,146,450	18,428,363	281,913
Other Financing Sources (Uses)									
Transfers in	16,500	16,565	65	-	-	-	-	-	-
Transfers out	-	-	-	(18,000,000)	(18,005,290)	(5,290)	(18,000,000)	(18,010,206)	(10,206)
Legal settlement	-	-	-	-	-	-	-	-	-
Lease financing	-	-	-	-	-	-	-	-	-
Proceeds from sale of capital assets	-	-	-	-	-	-	-	-	-
Total Other Financing Sources (Uses)	(16,500)	16,565	65	(18,000,000)	(18,005,290)	(5,290)	(18,000,000)	(18,010,206)	(10,206)
Net Change in Fund Balances	(620)	47,542	48,162	146,375	418,675	272,300	146,450	418,157	271,707
Fund Balances - Beginning of Year	309,241	309,241	-	57,123	57,123	-	118,476	118,476	-
Fund Balances - End of Year	\$ 308,621	\$ 356,783	\$ 48,162	\$ 203,498	\$ 475,798	\$ 272,300	\$ 264,926	\$ 536,633	\$ 271,707

See independent auditor's report.

Rapides Parish School Board
 Alexandria, Louisiana
 Combining Schedule of Revenues, Expenditures, and
 Changes in Fund Balances - Budget and Actual
 Nonmajor Special Revenue Funds
 Year Ended June 30, 2025

Statement J-5
(Continued)

	Sales Tax No. 3			Interest			NCLB Homeless Assistance Act Title I		
	Budget	Actual	Variance Positive (Negative)	Budget	Actual	Variance Positive (Negative)	Budget	Actual	Variance Positive (Negative)
Revenues									
Local sources									
Taxes									
Ad valorem taxes									
Sales taxes	18,000,000	18,269,705	269,705						
Charges for services									
Interest earnings	250,000	256,747	6,747						
Other									
State sources									
Other									
Federal sources							32,419	32,419	
Total Revenues	18,250,000	18,526,452	276,452				32,419	32,419	
Expenditures									
Current									
Instruction									
Regular programs									
Special education programs									
Vocational programs									
Other instructional programs									
Special programs									
Support services							30,085	30,085	
Student services									
Instructional staff support									
General administration	3,600	3,131	469						
School administration									
Business services									
Plant services									
Student transportation services							50	50	
Central services									
Other support services									
Food services									
Community service programs									
Capital outlay									
Debt service									
Principal retirement									
Interest and fiscal charges									
Total Expenditures	3,600	3,131	469				30,135	30,135	
Excess (Deficiency) of Revenues Over Expenditures	18,246,400	18,523,321	276,921				2,284	2,284	
Other Financing Sources (Uses)									
Transfers in									
Transfers out									
Legal settlement	(18,400,000)	(17,375,956)	1,024,044				(2,284)	(2,284)	
Lease financing									
Proceeds from sale of capital assets									
Total Other Financing Sources (Uses)	(18,400,000)	(17,375,956)	1,024,044				(2,284)	(2,284)	
Net Change in Fund Balances	(153,600)	1,147,365	1,300,965						
Fund Balances - Beginning of Year	6,412,332	6,412,332		130,921	130,921				
Fund Balances - End of Year	6,258,732	7,559,697	1,300,965	130,921	130,921				

See independent auditor's report.

Rapides Parish School Board
Alexandria, Louisiana
Combining Schedule of Revenues, Expenditures, and
Changes in Fund Balances - Budget and Actual
Nonmajor Special Revenue Funds
Year Ended June 30, 2025

Statement J-5
(Continued)

	NCLB Title I Migrant			Indian Education			NCLB Title I		
	Budget	Actual	Variance Positive (Negative)	Budget	Actual	Variance Positive (Negative)	Budget	Actual	Variance Positive (Negative)
Revenues									
Local sources									
Taxes									
Ad valorem taxes		\$ -	\$ -		\$ -	\$ -		\$ -	\$ -
Sales taxes									
Charges for services									
Interest earnings									
Other									
State sources									
Other		164,339	-	3,359	3,359	-	8,853,852	8,853,852	-
Federal sources		164,339	-	3,359	3,359	-	8,853,852	8,853,852	-
Total Revenues	164,339	164,339	-	3,359	3,359	-	8,853,852	8,853,852	-
Expenditures									
Current									
Instruction									
Regular programs							316,811	316,811	-
Special education programs									
Vocational programs									
Other instructional programs									
Special programs				3,119	3,119	-	5,589,209	5,589,209	-
Support services									
Student services	161,094	161,094	-				361,388	361,388	-
Instructional staff support	178	178	-				3,018,258	3,018,258	-
General administration	79	79	-	3	3	-	4,131	4,131	-
School administration									
Business services									
Plant services							6,571	6,571	-
Student transportation services							7,924	7,924	-
Central services									
Other support services									
Food services									
Community service programs									
Capital outlay									
Debt service									
Principal retirement									
Interest and fiscal charges									
Total Expenditures	161,351	161,351	-	3,122	3,122	-	9,304,292	9,304,292	-
Excess (Deficiency) of Revenues Over Expenditures	2,988	2,988	-	237	237	-	(450,440)	(450,440)	-
Other Financing Sources (Uses)									
Transfers in	8,026	8,026	-				1,073,640	1,073,640	-
Transfers out	(11,014)	(11,014)	-	(237)	(237)	-	(623,200)	(623,200)	-
Legal settlement									
Lease financing									
Proceeds from sale of capital assets									
Total Other Financing Sources (Uses)	(2,988)	(2,988)	-	(237)	(237)	-	450,440	450,440	-
Net Change in Fund Balances									
Fund Balances - Beginning of Year									
Fund Balances - End of Year									

See independent auditor's report.

Rapides Parish School Board
Alexandria, Louisiana
Combining Schedule of Revenues, Expenditures, and
Changes in Fund Balances - Budget and Actual
Nonmajor Special Revenue Funds
Year Ended June 30, 2025

Statement J-5
(Continued)

	NCLB Title II			NCLB Title III			Headstart		
	Budget	Actual	Variance Positive (Negative)	Budget	Actual	Variance Positive (Negative)	Budget	Actual	Variance Positive (Negative)
Revenues									
Local sources									
Taxes									
Ad valorem taxes	\$ -	\$ -	\$ -	\$ -	\$ -	\$ -	\$ -	\$ -	\$ -
Sales taxes	-	-	-	-	-	-	-	-	-
Charges for services	-	-	-	-	-	-	-	-	-
Interest earnings	-	-	-	-	-	-	-	-	-
Other	-	-	-	-	-	-	-	-	-
State sources									
Other	-	-	-	-	-	-	-	-	-
Federal sources	1,846,460	1,846,460	-	80,063	80,063	-	7,511,156	7,511,156	-
Total Revenues	1,846,460	1,846,460	-	80,063	80,063	-	7,511,156	7,511,156	-
Expenditures									
Current									
Instruction									
Regular programs	-	-	-	-	-	-	-	-	-
Special education programs	-	-	-	-	-	-	-	-	-
Vocational programs	-	-	-	-	-	-	-	-	-
Other instructional programs	-	-	-	-	-	-	-	-	-
Special programs	40,977	40,977	-	74,404	74,404	-	3,698,855	3,698,855	-
Support services									
Student services	-	-	-	-	-	-	856,763	856,763	-
Instructional staff support	1,676,841	1,676,841	-	370	370	-	985,380	985,380	-
General administration	801	801	-	-	-	-	3,650	3,650	-
School administration	-	-	-	-	-	-	-	-	-
Business services	-	-	-	-	-	-	-	-	-
Plant services	-	-	-	-	-	-	-	-	-
Student transportation services	-	-	-	-	-	-	739,857	739,233	624
Central services	-	-	-	-	-	-	571,127	571,127	-
Other support services	-	-	-	-	-	-	5,077	5,077	-
Food services	-	-	-	-	-	-	291,031	291,031	-
Community service programs	-	-	-	-	-	-	-	-	-
Capital outlay	-	-	-	-	-	-	1,511	1,511	-
Debt service	-	-	-	-	-	-	-	-	-
Principal retirement	-	-	-	-	-	-	-	-	-
Interest and fiscal charges	-	-	-	-	-	-	-	-	-
Total Expenditures	1,718,619	1,718,619	-	74,774	74,774	-	7,153,251	7,225,538	(72,287)
Excess (Deficiency) of Revenues Over Expenditures	127,841	127,841	-	5,289	5,289	-	357,905	285,618	(72,287)
Other Financing Sources (Uses)									
Transfers in	-	-	-	-	-	-	-	-	-
Transfers out	2,269	2,269	-	-	-	-	171,330	171,330	-
Capital outlay	(130,110)	(130,110)	-	(5,289)	(5,289)	-	(529,235)	(529,235)	-
Legal settlement	-	-	-	-	-	-	-	-	-
Lease financing	-	-	-	-	-	-	-	-	-
Proceeds from sale of capital assets	-	-	-	-	-	-	-	-	-
Total Other Financing Sources (Uses)	(127,841)	(127,841)	-	(5,289)	(5,289)	-	(357,905)	(285,618)	72,287
Net Change in Fund Balances	-	-	-	-	-	-	-	-	-
Fund Balances - Beginning of Year	-	-	-	-	-	-	-	-	-
Fund Balances - End of Year	\$ -	\$ -	\$ -	\$ -	\$ -	\$ -	\$ -	\$ -	\$ -

See independent auditor's report.

Rapides Parish School Board
Alexandria, Louisiana
Combining Schedule of Revenues, Expenditures, and
Changes in Fund Balances - Budget and Actual
Nonmajor Special Revenue Funds
Year Ended June 30, 2025

Statement J-5
(Continued)

	Miscellaneous		Special Education		8-G Grants		Variance Positive (Negative)
	Budget	Actual	Budget	Actual	Budget	Actual	
Revenues							
Local sources							
Taxes							
Ad valorem taxes	\$ -	\$ -	\$ -	\$ -	\$ -	\$ -	\$ -
Sales taxes	-	-	-	-	-	-	-
Charges for services	-	-	291,138	291,138	-	-	-
Interest earnings	263,598	263,598	-	-	-	-	-
Other	-	-	-	-	-	-	-
State sources	-	-	-	-	250,531	250,531	-
Other	-	-	6,472,981	6,472,981	-	-	-
Federal sources	-	-	6,764,119	6,764,119	250,531	250,531	-
Total Revenues	263,598	263,598	7,489,429	7,489,429	272,084	272,084	-
Expenditures							
Current							
Instruction							
Regular programs	-	-	-	-	-	-	-
Special education programs	-	-	1,265,060	1,265,060	-	-	-
Vocational programs	-	-	384,203	384,203	17,168	17,168	-
Other instructional programs	-	-	-	-	-	-	-
Special programs	-	-	-	-	254,916	254,916	-
Support services							
Student services	-	-	2,524,223	2,524,223	-	-	-
Instructional staff support	-	-	3,184,364	3,184,364	-	-	-
General administration	-	-	3,689	3,689	-	-	-
School administration	-	-	-	-	-	-	-
Business services	-	-	102,543	102,543	-	-	-
Plant services	356	356	-	-	-	-	-
Student transportation services	-	-	18,673	18,673	-	-	-
Central services	-	-	584	584	-	-	-
Other support services	-	-	-	-	-	-	-
Food services	-	-	-	-	-	-	-
Community service programs	-	-	6,090	6,090	-	-	-
Capital outlay	-	-	-	-	-	-	-
Debt service	-	-	-	-	-	-	-
Principal retirement	-	-	-	-	-	-	-
Interest and fiscal charges	-	-	-	-	-	-	-
Total Expenditures	356	356	7,489,429	7,489,429	272,084	272,084	-
Excess (Deficiency) of Revenues Over Expenditures	263,242	263,242	(725,310)	(725,310)	(21,553)	(21,553)	-
Other Financing Sources (Uses)							
Transfers in	-	-	-	-	21,553	21,553	-
Transfers out	-	-	1,158,277	1,118,975	(39,302)	(39,302)	-
Legal settlement	-	-	(546,419)	(507,117)	39,302	39,302	-
Lease financing	-	-	-	-	-	-	-
Proceeds from sale of capital assets	-	-	-	-	-	-	-
Total Other Financing Sources (Uses)	-	-	611,858	611,858	21,553	21,553	-
Net Change in Fund Balances	263,242	263,242	(113,452)	(113,452)	-	-	-
Fund Balances - Beginning of Year	605,030	605,030	1,045,860	1,045,860	-	-	-
Fund Balances - End of Year	\$ 868,272	\$ 868,272	\$ 932,408	\$ 932,408	\$ -	\$ -	\$ -

See independent auditor's report.

Rapides Parish School Board
Alexandria, Louisiana
Combining Schedule of Revenues, Expenditures, and
Changes in Fund Balances - Budget and Actual
Nonmajor Special Revenue Funds
Year Ended June 30, 2025

Statement J-5
(Continued)

	EPA - Electric Buses			McDaniel Food Donation			Jesse Doyle, Jr. Educator Award		
	Budget	Actual	Variance Positive (Negative)	Budget	Actual	Variance Positive (Negative)	Budget	Actual	Variance Positive (Negative)
Revenues									
Local sources									
Taxes									
Ad valorem taxes	\$ -	\$ -	\$ -	\$ -	\$ -	\$ -	\$ -	\$ -	\$ -
Sales taxes	-	-	-	-	-	-	-	-	-
Charges for services	-	-	-	-	-	-	-	-	-
Interest earnings	-	-	-	-	-	-	5	5	-
Other	-	-	-	4,000	4,000	-	-	-	-
State sources									
Other	-	-	-	-	-	-	-	-	-
Federal sources									
Total Revenues	4,250,000	4,250,000	-	4,000	4,000	-	5	5	-
	4,250,000	4,250,000	-	4,000	4,000	-	5	5	-
Expenditures									
Current									
Instruction									
Regular programs	-	-	-	3,869	3,869	-	-	-	-
Special education programs	-	-	-	-	-	-	-	-	-
Vocational programs	-	-	-	-	-	-	-	-	-
Other instructional programs	-	-	-	-	-	-	-	-	-
Special programs	-	-	-	-	-	-	-	-	-
Support services									
Student services	-	-	-	-	-	-	-	-	-
Instructional staff support	-	-	-	-	-	-	-	-	-
General administration	-	-	-	5	5	-	-	-	-
School administration	-	-	-	-	-	-	-	-	-
Business services	-	-	-	-	-	-	-	-	-
Plant services	-	-	-	-	-	-	-	-	-
Student transportation services	-	-	-	-	-	-	-	-	-
Central services	-	-	-	-	-	-	-	-	-
Other support services	-	-	-	-	-	-	-	-	-
Food services	-	-	-	-	-	-	-	-	-
Community service programs	-	-	-	-	-	-	-	-	-
Capital outlay	4,250,000	4,250,000	-	-	-	-	-	-	-
Debt service									
Principal retirement	-	-	-	-	-	-	-	-	-
Interest and fiscal charges	-	-	-	-	-	-	-	-	-
Total Expenditures	4,250,000	4,250,000	-	3,874	3,874	-	-	-	-
	-	-	-	126	126	-	5	5	-
Excess (Deficiency) of Revenues Over Expenditures									
Other Financing Sources (Uses)									
Transfers in	-	-	-	-	-	-	-	-	-
Transfers out	-	-	-	-	-	-	-	-	-
Legal settlement	-	-	-	-	-	-	-	-	-
Lease financing	-	-	-	-	-	-	-	-	-
Proceeds from sale of capital assets	-	-	-	-	-	-	-	-	-
Total Other Financing Sources (Uses)	-	-	-	126	126	-	5	5	-
Net Change in Fund Balances									
Fund Balances - Beginning of Year	-	-	-	-	-	-	10,008	10,008	-
Fund Balances - End of Year	\$ -	\$ -	\$ -	\$ 126	\$ 126	\$ -	\$ 10,013	\$ 10,013	\$ -

See independent auditor's report.

Rapides Parish School Board
Alexandria, Louisiana
Combining Schedule of Revenues, Expenditures, and
Changes in Fund Balances - Budget and Actual
Nonmajor Special Revenue Funds
Year Ended June 30, 2025

Statement J-5
(Continued)

	TANF		Multiplication Bee Donation		Ignite K-5 Computer Science		Variance Positive (Negative)
	Budget	Actual	Budget	Actual	Budget	Actual	
Revenues							
Local sources							
Taxes							
Ad valorem taxes	\$ -	\$ -	\$ -	\$ -	\$ -	\$ -	\$ -
Sales taxes	-	-	-	-	-	-	-
Charges for services	-	-	-	-	-	-	-
Interest earnings	-	-	-	-	-	-	-
Other	-	-	250	250	-	-	-
State sources							
Other	-	-	-	-	-	-	-
Federal sources	678,995	678,995	-	-	-	-	-
Total Revenues	678,995	678,995	250	250	-	-	-
Expenditures							
Current							
Instruction							
Regular programs	-	-	100	100	-	-	-
Special education programs	-	-	-	-	-	-	-
Vocational programs	-	-	-	-	-	-	-
Other instructional programs	885,064	885,064	-	-	-	-	-
Special programs	-	-	-	-	-	-	-
Support services	-	-	-	-	-	-	-
Student services	-	-	-	-	-	-	-
Instructional staff support	4,360	4,360	-	-	-	-	-
General administration	-	-	-	-	-	-	-
School administration	-	-	-	-	-	-	-
Business services	-	-	-	-	-	-	-
Plant services	-	-	-	-	-	-	-
Student transportation services	-	-	150	150	-	-	-
Central services	-	-	-	-	-	-	-
Other support services	-	-	-	-	-	-	-
Food services	-	-	-	-	-	-	-
Community service programs	-	-	-	-	-	-	-
Capital outlay	-	-	-	-	-	-	-
Debt service	-	-	-	-	-	-	-
Principal retirement	-	-	-	-	-	-	-
Interest and fiscal charges	-	-	-	-	-	-	-
Total Expenditures	889,424	889,424	250	250	-	-	-
Excess (Deficiency) of Revenues Over Expenditures	(210,429)	(210,429)	-	-	-	-	-
Other Financing Sources (Uses)							
Transfers in							
Transfers out	195,471	195,471	-	-	-	-	-
Legal settlement	-	-	-	-	-	-	-
Lease financing	-	-	-	-	-	-	-
Proceeds from sale of capital assets							
Total Other Financing Sources (Uses)	195,471	195,471	-	-	-	-	-
Net Change in Fund Balances	(14,958)	(14,958)	-	-	-	-	-
Fund Balances - Beginning of Year	81,394	81,394	-	-	8,679	8,679	-
Fund Balances - End of Year	\$ 66,436	\$ 66,436	\$ -	\$ -	\$ 8,679	\$ 8,679	\$ -

See independent auditor's report.

Rapides Parish School Board
 Alexandria, Louisiana
Combining Schedule of Revenues, Expenditures, and
Changes in Fund Balances - Budget and Actual
 Nonmajor Special Revenue Funds
 Year Ended June 30, 2025

Statement J-5
(Continued)

	Education Excellence			Buckeye High Robotics			Coughlin Saunders		
	Budget	Actual	Variance Positive (Negative)	Budget	Actual	Variance Positive (Negative)	Budget	Actual	Variance Positive (Negative)
Revenues									
Local sources									
Taxes									
Ad valorem taxes	\$ -	\$ -	\$ -	\$ -	\$ -	\$ -	\$ -	\$ -	\$ -
Sales taxes	-	-	-	-	-	-	-	-	-
Charges for services	-	-	-	-	-	-	-	-	-
Interest earnings	-	-	-	-	-	-	-	-	-
Other	-	-	-	22,000	22,000	-	-	-	-
State sources									
Other	386,297	386,297	-	-	-	-	-	-	-
Federal sources									
Other	386,297	386,297	-	22,000	22,000	-	-	-	-
Total Revenues	<u>386,297</u>	<u>386,297</u>	<u>-</u>	<u>22,000</u>	<u>22,000</u>	<u>-</u>	<u>-</u>	<u>-</u>	<u>-</u>
Expenditures									
Current									
Instruction									
Regular programs	424,695	424,695	-	-	-	-	-	-	-
Special education programs	-	-	-	-	-	-	-	-	-
Vocational programs	-	-	-	-	-	-	-	-	-
Other instructional programs	-	-	-	-	-	-	-	-	-
Special programs	-	-	-	-	-	-	-	-	-
Support services	-	-	-	-	-	-	-	-	-
Student services	-	-	-	-	-	-	-	-	-
Instructional staff support	104,935	104,935	-	-	-	-	-	-	-
General administration	-	-	-	-	-	-	-	-	-
School administration	-	-	-	-	-	-	-	-	-
Business services	-	-	-	-	-	-	-	-	-
Plant services	-	-	-	-	-	-	-	-	-
Student transportation services	-	-	-	-	-	-	-	-	-
Central services	-	-	-	-	-	-	-	-	-
Other support services	-	-	-	-	-	-	-	-	-
Food services	-	-	-	-	-	-	-	-	-
Community service programs	-	-	-	-	-	-	-	-	-
Capital outlay	-	-	-	-	-	-	-	-	-
Debt service	-	-	-	-	-	-	-	-	-
Principal retirement	-	-	-	-	-	-	-	-	-
Interest and fiscal charges	-	-	-	-	-	-	-	-	-
Total Expenditures	<u>529,630</u>	<u>529,630</u>	<u>-</u>	<u>-</u>	<u>-</u>	<u>-</u>	<u>-</u>	<u>-</u>	<u>-</u>
Excess (Deficiency) of Revenues Over Expenditures	(143,333)	(143,333)	-	22,000	22,000	-	-	-	-
Other Financing Sources (Uses)									
Transfers in	-	-	-	-	-	-	-	-	-
Transfers out	-	-	-	-	-	-	-	-	-
Legal settlement	-	-	-	-	-	-	-	-	-
Lease financing	-	-	-	-	-	-	-	-	-
Proceeds from sale of capital assets	-	-	-	-	-	-	-	-	-
Total Other Financing Sources (Uses)	<u>-</u>	<u>-</u>	<u>-</u>	<u>-</u>	<u>-</u>	<u>-</u>	<u>-</u>	<u>-</u>	<u>-</u>
Net Change in Fund Balances	(143,333)	(143,333)	-	22,000	22,000	-	-	-	-
Fund Balances - Beginning of Year	383,763	383,763	-	-	-	-	5,000	5,000	-
Fund Balances - End of Year	<u>\$ 240,430</u>	<u>\$ 240,430</u>	<u>\$ -</u>	<u>\$ 22,000</u>	<u>\$ 22,000</u>	<u>\$ -</u>	<u>\$ 5,000</u>	<u>\$ 5,000</u>	<u>\$ -</u>

See independent auditor's report.

Rapides Parish School Board
 Alexandria, Louisiana
 Combining Schedule of Revenues, Expenditures, and
 Changes in Fund Balances - Budget and Actual
 Nonmajor Special Revenue Funds
 Year Ended June 30, 2025

Statement J-5
 (Continued)

	School Shirts		Social Studies Fair		Title III/Title IV SEA Equity		Variance Positive (Negative)
	Budget	Actual	Budget	Actual	Budget	Actual	
Revenues							
Local sources							
Taxes							
Ad valorem taxes	\$ -	\$ -	\$ -	\$ -	\$ -	\$ -	\$ -
Sales taxes	-	-	-	-	-	-	-
Charges for services	-	-	-	-	-	-	-
Interest earnings	-	-	-	-	-	-	-
Other	-	-	-	-	-	-	-
State sources	-	-	-	-	-	-	-
Other	-	-	-	-	-	-	-
Federal sources	-	-	-	-	-	-	-
Total Revenues	\$ -	\$ -	\$ -	\$ -	\$ -	\$ -	\$ -
Expenditures							
Current							
Instruction							
Regular programs	-	-	-	-	-	-	-
Special education programs	-	-	-	-	-	-	-
Vocational programs	-	-	-	-	-	-	-
Other instructional programs	-	-	-	-	-	-	-
Special programs	-	-	-	-	-	-	-
Support services	-	-	-	-	-	-	-
Student services	-	-	-	-	-	-	-
Instructional staff support	-	-	-	-	-	-	-
General administration	-	-	-	-	-	-	-
School administration	-	-	-	-	-	-	-
Business services	-	-	-	-	-	-	-
Plant services	-	-	-	-	-	-	-
Student transportation services	-	-	-	-	-	-	-
Central services	-	-	-	-	-	-	-
Other support services	-	-	-	-	-	-	-
Food services	-	-	-	-	-	-	-
Community service programs	-	-	-	-	-	-	-
Capital outlay	-	-	-	-	-	-	-
Debt service	-	-	-	-	-	-	-
Principal retirement	-	-	-	-	-	-	-
Interest and fiscal charges	-	-	-	-	-	-	-
Total Expenditures	-	-	-	-	-	-	-
Excess (Deficiency) of Revenues Over Expenditures							
Other Financing Sources (Uses)							
Transfers in	-	-	-	-	-	-	-
Transfers out	-	-	-	-	-	-	-
Legal settlement	-	-	-	-	-	-	-
Lease financing	-	-	-	-	-	-	-
Proceeds from sale of capital assets	-	-	-	-	-	-	-
Total Other Financing Sources (Uses)	-	-	-	-	-	-	-
Net Change in Fund Balances							
Fund Balances - Beginning of Year	170	170	267	267	267	267	267
Fund Balances - End of Year	\$ 170	\$ 170	\$ 267	\$ 267	\$ 267	\$ 267	\$ 267

See independent auditor's report.

Rapides Parish School Board
Alexandria, Louisiana
Combining Schedule of Revenues, Expenditures, and
Changes in Fund Balances - Budget and Actual
Nonmajor Special Revenue Funds
Year Ended June 30, 2025

Statement J-5
(Continued)

	Rapides Reads Donations			Child Care and Development Funds Cluster			Cecil Picard LA 4 Early Childhood		
	Budget	Actual	Variance Positive (Negative)	Budget	Actual	Variance Positive (Negative)	Budget	Actual	Variance Positive (Negative)
Revenues									
Local sources									
Taxes									
Ad valorem taxes	\$ -	\$ -	\$ -	\$ -	\$ -	\$ -	\$ -	\$ -	\$ -
Sales taxes	-	-	-	-	-	-	-	-	-
Charges for services	-	-	-	-	-	-	-	-	-
Interest earnings	-	-	-	-	-	-	-	-	-
Other	11,300	11,300	-	-	-	-	-	-	-
State sources									
Other	-	-	-	4,911,249	4,911,249	-	3,608,028	3,608,028	-
Federal sources									
Total Revenues	11,300	11,300	-	4,911,249	4,911,249	-	3,608,028	3,608,028	-
Expenditures									
Current									
Instruction									
Regular programs	-	-	-	-	-	-	-	-	-
Special education programs	-	-	-	-	-	-	-	-	-
Vocational programs	-	-	-	-	-	-	-	-	-
Other instructional programs	-	-	-	-	-	-	-	-	-
Special programs	-	-	-	4,353,874	4,353,874	-	3,915,517	3,915,517	-
Support services									
Student services	-	-	-	-	-	-	-	-	-
Instructional staff support	5,070	5,070	-	228,964	228,964	-	148,875	148,875	-
General administration	1	1	-	-	-	-	-	-	-
School administration	-	-	-	-	-	-	-	-	-
Business services	-	-	-	-	-	-	-	-	-
Plant services	-	-	-	-	-	-	-	-	-
Student transportation services	-	-	-	-	-	-	-	-	-
Central services	1,245	1,245	-	61	61	-	3,365	3,365	-
Other support services	-	-	-	-	-	-	-	-	-
Food services	-	-	-	-	-	-	-	-	-
Community services programs	-	-	-	-	-	-	-	-	-
Capital outlay	-	-	-	-	-	-	-	-	-
Debt service	-	-	-	-	-	-	-	-	-
Principal retirement	-	-	-	-	-	-	-	-	-
Interest and fiscal charges	-	-	-	-	-	-	-	-	-
Total Expenditures	6,316	6,316	-	4,582,899	4,582,899	-	4,067,757	4,067,757	-
Excess (Deficiency) of Revenues Over Expenditures	4,984	4,984	-	328,350	328,350	-	(459,729)	(459,729)	-
Other Financing Sources (Uses)									
Transfers in	-	-	-	-	-	-	-	-	-
Transfers out	-	-	-	2,795	2,795	-	323,705	323,705	-
Legal settlement	-	-	-	(16,231)	(16,231)	-	-	-	-
Lease financing	-	-	-	-	-	-	-	-	-
Proceeds from sale of capital assets	-	-	-	-	-	-	-	-	-
Total Other Financing Sources (Uses)	-	-	-	(13,436)	(13,436)	-	323,705	323,705	-
Net Change in Fund Balances	4,984	4,984	-	314,914	314,914	-	(136,024)	(136,024)	-
Fund Balances - Beginning of Year	1,342	1,342	-	737,279	737,279	-	162,084	162,084	-
Fund Balances - End of Year	6,326	6,326	\$ -	1,052,193	1,052,193	\$ -	26,060	26,060	\$ -

See independent auditor's report.

Rapides Parish School Board
 Alexandria, Louisiana
 Combining Schedule of Revenues, Expenditures, and
 Changes in Fund Balances - Budget and Actual
 Nonmajor Special Revenue Funds
 Year Ended June 30, 2025

Statement J-5
 (Continued)

	Donations - Playground Equipment			United Healthcare Donations			Tioga High Donations		
	Budget	Actual	Variance Positive (Negative)	Budget	Actual	Variance Positive (Negative)	Budget	Actual	Variance Positive (Negative)
Revenues									
Local sources									
Taxes									
Ad valorem taxes	\$ -	\$ -	\$ -	\$ -	\$ -	\$ -	\$ -	\$ -	\$ -
Sales taxes	-	-	-	-	-	-	-	-	-
Charges for services	-	-	-	-	-	-	-	-	-
Interest earnings	-	-	-	-	-	-	-	-	-
Other	-	-	-	-	-	-	118,681	118,681	-
State sources	-	-	-	-	-	-	-	-	-
Other	-	-	-	-	-	-	-	-	-
Federal sources	-	-	-	-	-	-	-	-	-
Total Revenues	-	-	-	-	-	-	118,681	118,681	-
Expenditures									
Current									
Instruction									
Regular programs	-	-	-	-	-	-	-	-	-
Special education programs	-	-	-	-	-	-	-	-	-
Vocational programs	-	-	-	-	-	-	-	-	-
Other instructional programs	-	-	-	-	-	-	-	-	-
Support services	-	-	-	436	436	-	-	-	-
Student services	-	-	-	-	-	-	-	-	-
Instructional staff support	-	-	-	-	-	-	-	-	-
General administration	-	-	-	-	-	-	-	-	-
School administration	-	-	-	-	-	-	-	-	-
Business services	-	-	-	-	-	-	-	-	-
Plant services	-	-	-	-	-	-	-	-	-
Student transportation services	-	-	-	-	-	-	-	-	-
Central services	-	-	-	-	-	-	-	-	-
Other support services	-	-	-	-	-	-	-	-	-
Food services	-	-	-	-	-	-	-	-	-
Community service programs	-	-	-	-	-	-	-	-	-
Capital outlay	-	-	-	-	-	-	-	-	-
Debt service	-	-	-	-	-	-	-	-	-
Principal retirement	-	-	-	-	-	-	-	-	-
Interest and fiscal charges	-	-	-	-	-	-	-	-	-
Total Expenditures	-	-	-	436	436	-	-	-	-
Excess (Deficiency) of Revenues Over Expenditures				(436)	(436)	-	118,681	118,681	-
Other Financing Sources (Uses)									
Transfers in	-	-	-	-	-	-	-	-	-
Transfers out	-	-	-	-	-	-	-	-	-
Legal settlement	-	-	-	-	-	-	-	-	-
Lease financing	-	-	-	-	-	-	-	-	-
Proceeds from sale of capital assets	-	-	-	-	-	-	-	-	-
Total Other Financing Sources (Uses)	-	-	-	(436)	(436)	-	118,681	118,681	-
Net Change in Fund Balances									
Fund Balances - Beginning of Year	1,000	1,000	-	17,570	17,570	-	-	-	-
Fund Balances - End of Year	\$ 1,000	\$ 1,000	\$ -	\$ 17,134	\$ 17,134	\$ -	\$ 118,681	\$ 118,681	\$ -

See independent auditor's report.

Rapides Parish School Board
 Alexandria, Louisiana
 Combining Schedule of Revenues, Expenditures, and
 Changes in Fund Balances - Budget and Actual
 Nonmajor Special Revenue Funds
 Year Ended June 30, 2025

Statement J-5
 (Continued)

	Oak Hill Donations			H.R. Lawrence 4-H Donations			Spelling Bee Donations		
	Budget	Actual	Variance Positive (Negative)	Budget	Actual	Variance Positive (Negative)	Budget	Actual	Variance Positive (Negative)
Revenues									
Local sources									
Taxes									
Ad valorem taxes	\$ -	\$ -	\$ -	\$ -	\$ -	\$ -	\$ -	\$ -	\$ -
Sales taxes	-	-	-	-	-	-	-	-	-
Charges for services	-	-	-	-	-	-	-	-	-
Interest earnings	-	-	-	-	-	-	-	-	-
Other	14,000	14,000	-	10,000	10,000	-	-	-	-
State sources	-	-	-	-	-	-	-	-	-
Other	-	-	-	-	-	-	-	-	-
Federal sources	-	-	-	-	-	-	-	-	-
Total Revenues	14,000	14,000	-	10,000	10,000	-	-	-	-
Expenditures									
Current									
Instruction									
Regular programs	4,865	4,865	-	-	-	-	-	-	-
Special education programs	-	-	-	-	-	-	-	-	-
Vocational programs	-	-	-	-	-	-	-	-	-
Other instructional programs	-	-	-	-	-	-	-	-	-
Special programs	-	-	-	-	-	-	-	-	-
Support services	-	-	-	-	-	-	-	-	-
Student services	-	-	-	-	-	-	-	-	-
Instructional staff support	-	-	-	-	-	-	-	-	-
General administration	-	-	-	-	-	-	-	-	-
School administration	-	-	-	-	-	-	-	-	-
Business services	-	-	-	-	-	-	-	-	-
Plant services	-	-	-	-	-	-	-	-	-
Student transportation services	-	-	-	-	-	-	-	-	-
Central services	-	-	-	-	-	-	-	-	-
Other support services	-	-	-	-	-	-	-	-	-
Food services	-	-	-	-	-	-	-	-	-
Community service programs	-	-	-	-	-	-	-	-	-
Capital outlay	-	-	-	-	-	-	-	-	-
Debt service	-	-	-	-	-	-	-	-	-
Principal retirement	-	-	-	-	-	-	-	-	-
Interest and fiscal charges	-	-	-	-	-	-	-	-	-
Total Expenditures	4,865	4,865	-	-	-	-	-	-	-
Excess (Deficiency) of Revenues Over Expenditures	9,135	9,135	-	10,000	10,000	-	-	-	-
Other Financing Sources (Uses)									
Transfers in	-	-	-	-	-	-	-	-	-
Transfers out	-	-	-	-	-	-	-	-	-
Legal settlement	-	-	-	-	-	-	-	-	-
Lease financing	-	-	-	-	-	-	-	-	-
Proceeds from sale of capital assets	-	-	-	-	-	-	-	-	-
Total Other Financing Sources (Uses)	-	-	-	-	-	-	-	-	-
Net Change in Fund Balances	9,135	9,135	-	10,000	10,000	-	-	-	-
Fund Balances - Beginning of Year	-	-	-	-	-	-	250	250	-
Fund Balances - End of Year	\$ 9,135	\$ 9,135	\$ -	\$ 10,000	\$ 10,000	\$ -	\$ 250	\$ 250	\$ -

See independent auditor's report.

Rapides Parish School Board
 Alexandria, Louisiana
Combining Schedule of Revenues, Expenditures, and
Changes in Fund Balances - Budget and Actual
 Nonmajor Special Revenue Funds
 Year Ended June 30, 2025

Statement J-5
(Continued)

	Every Student Succeeds			AED/ICPR Grant			Education Jobs		
	Budget	Actual	Variance Positive (Negative)	Budget	Actual	Variance Positive (Negative)	Budget	Actual	Variance Positive (Negative)
Revenues									
Local sources									
Taxes									
Ad valorem taxes	\$ -	\$ -	\$ -	\$ -	\$ -	\$ -	\$ -	\$ -	\$ -
Sales taxes	-	-	-	-	-	-	-	-	-
Charges for services	-	-	-	-	-	-	-	-	-
Interest earnings	-	-	-	-	-	-	-	-	-
Other	-	-	-	-	-	-	-	-	-
State sources									
Other	50,700	50,700	-	3,174	3,174	-	-	-	-
Federal sources	50,700	50,700	-	3,174	3,174	-	-	-	-
Total Revenues	101,400	101,400	-	6,348	6,348	-	-	-	-
Expenditures									
Current									
Instruction									
Regular programs	-	-	-	-	-	-	450	450	-
Special education programs	-	-	-	-	-	-	-	-	-
Vocational programs	-	-	-	-	-	-	-	-	-
Other instructional programs	-	-	-	-	-	-	-	-	-
Special programs	-	-	-	-	-	-	-	-	-
Support services									
Student services	1,089	1,089	-	-	-	-	-	-	-
Instructional staff support	48,469	48,469	-	-	-	-	-	-	-
General administration	-	-	-	-	-	-	-	-	-
School administration	-	-	-	-	-	-	-	-	-
Business services	-	-	-	-	-	-	-	-	-
Plant services	-	-	-	3,174	3,174	-	-	-	-
Student transportation services	-	-	-	-	-	-	-	-	-
Central services	-	-	-	-	-	-	-	-	-
Other support services	-	-	-	-	-	-	-	-	-
Food services	-	-	-	-	-	-	-	-	-
Community service programs	-	-	-	-	-	-	-	-	-
Capital outlay	-	-	-	-	-	-	-	-	-
Debt service	-	-	-	-	-	-	-	-	-
Principal retirement	-	-	-	-	-	-	-	-	-
Interest and fiscal charges	-	-	-	-	-	-	-	-	-
Total Expenditures	49,558	49,558	-	3,174	3,174	-	450	450	-
Excess (Deficiency) of Revenues Over Expenditures	1,142	1,142	-	-	-	-	(450)	(450)	-
Other Financing Sources (Uses)									
Transfers in	2,430	2,430	-	-	-	-	-	-	-
Transfers out	(3,572)	(3,572)	-	-	-	-	-	-	-
Legal settlement	-	-	-	-	-	-	-	-	-
Lease financing	-	-	-	-	-	-	-	-	-
Proceeds from sale of capital assets	-	-	-	-	-	-	-	-	-
Total Other Financing Sources (Uses)	(1,142)	(1,142)	-	-	-	-	-	-	-
Net Change in Fund Balances	-	-	-	-	-	-	(450)	(450)	-
Fund Balances - Beginning of Year	-	-	-	-	-	-	682	682	-
Fund Balances - End of Year	-	-	-	-	-	-	232	232	-

See independent auditor's report.

Rapides Parish School Board
Alexandria, Louisiana
Combining Schedule of Revenues, Expenditures, and
Changes in Fund Balances - Budget and Actual
Nonmajor Special Revenue Funds
Year Ended June 30, 2025

Statement J-5
(Continued)

	Homeless Donations			Laura Bush Foundation			Praxis Exam Computer Science 6-12		
	Budget	Actual	Variance Positive (Negative)	Budget	Actual	Variance Positive (Negative)	Budget	Actual	Variance Positive (Negative)
Revenues									
Local sources									
Taxes									
Ad valorem taxes		\$ -	\$ -		\$ -	\$ -		\$ -	\$ -
Sales taxes									
Charges for services									
Interest earnings									
Other	2,096	2,096	-	10,000	10,000	-			
State sources									
Other									
Federal sources									
Total Revenues	2,096	2,096	-	10,000	10,000	-			
Expenditures									
Current									
Instruction									
Regular programs									
Special education programs									
Vocational programs									
Other instructional programs									
Special programs									
Support services									
Student services	1,098	1,098	-						
Instructional staff support									
General administration									
School administration									
Business services									
Plant services									
Student transportation services									
Central services									
Other support services									
Food services									
Community service programs									
Capital outlay									
Debt service									
Principal retirement									
Interest and fiscal charges									
Total Expenditures	1,098	1,098	-						
Excess (Deficiency) of Revenues Over Expenditures	998	998	-	10,000	10,000	-			
Other Financing Sources (Uses)									
Transfers in									
Transfers out									
Legal settlement									
Lease financing									
Proceeds from sale of capital assets									
Total Other Financing Sources (Uses)									
Net Change in Fund Balances	998	998	-	10,000	10,000	-			
Fund Balances - Beginning of Year	46,750	46,750	-				19,530	19,530	-
Fund Balances - End of Year	\$ 47,748	\$ 47,748	\$ -	\$ 10,000	\$ 10,000	\$ -	\$ 19,530	\$ 19,530	\$ -

See independent auditor's report.

Rapides Parish School Board
 Alexandria, Louisiana
 Combining Schedule of Revenues, Expenditures, and
 Changes in Fund Balances - Budget and Actual
 Nonmajor Special Revenue Funds
 Year Ended June 30, 2025

Statement J-5
 (Continued)

	Comprehensive Literacy Development			Orchard Foundation - CLIP			Title IV		
	Budget	Actual	Variance Positive (Negative)	Budget	Actual	Variance Positive (Negative)	Budget	Actual	Variance Positive (Negative)
Revenues									
Local sources									
Taxes									
Ad valorem taxes		\$ -	\$ -	\$ -	\$ -	\$ -	\$ -	\$ -	\$ -
Sales taxes		-	-	-	-	-	-	-	-
Charges for services		-	-	-	-	-	-	-	-
Interest earnings		-	-	-	-	-	-	-	-
Other		-	-	-	-	-	-	-	-
State sources									
Other									
Federal sources	369,821	369,821	-	-	-	-	544,406	544,406	-
Total Revenues	369,821	369,821	-	-	-	-	544,406	544,406	-
Expenditures									
Current									
Instruction									
Regular programs	83,620	83,620	-	4,081	4,081	-	-	-	-
Special education programs	-	-	-	-	-	-	-	-	-
Vocational programs	-	-	-	-	-	-	-	-	-
Other instructional programs	-	-	-	-	-	-	-	-	-
Special programs	-	-	-	-	-	-	322,539	322,539	-
Support services									
Student services									
Instructional staff support	275,453	275,453	-	-	-	-	122,635	122,635	-
General administration	-	-	-	-	-	-	29,347	29,347	-
School administration	-	-	-	-	-	-	414	414	-
Business services	-	-	-	-	-	-	-	-	-
Plant services	-	-	-	-	-	-	32,765	32,765	-
Student transportation services	-	-	-	-	-	-	-	-	-
Central services	-	-	-	-	-	-	-	-	-
Other support services	-	-	-	-	-	-	-	-	-
Food services	-	-	-	-	-	-	-	-	-
Community service programs	-	-	-	-	-	-	-	-	-
Capital outlay									
Debt service									
Principal retirement	-	-	-	-	-	-	-	-	-
Interest and fiscal charges	-	-	-	-	-	-	-	-	-
Total Expenditures	359,073	359,073	-	4,081	4,081	-	507,700	507,700	-
Excess (Deficiency) of Revenues Over Expenditures	10,748	10,748	-	(4,081)	(4,081)	-	36,706	36,706	-
Other Financing Sources (Uses)									
Transfers in									
Transfers out	15,310	15,310	-	-	-	-	1,713	1,713	-
Legal settlement	(26,058)	(26,058)	-	-	-	-	(38,419)	(38,419)	-
Lease financing	-	-	-	-	-	-	-	-	-
Proceeds from sale of capital assets	-	-	-	-	-	-	-	-	-
Total Other Financing Sources (Uses)	(10,748)	(10,748)	-	-	-	-	(36,706)	(36,706)	-
Net Change in Fund Balances									
Fund Balances - Beginning of Year									
Fund Balances - End of Year									

See independent auditor's report.

Rapides Parish School Board
 Alexandria, Louisiana
Combining Schedule of Revenues, Expenditures, and
Changes in Fund Balances - Budget and Actual
 Nonmajor Special Revenue Funds
 Year Ended June 30, 2025

Statement J-5
(Continued)

	Rapides High Donations			Reading Program Donations			Headstart Food Program		
	Budget	Actual	Variance Positive (Negative)	Budget	Actual	Variance Positive (Negative)	Budget	Actual	Variance Positive (Negative)
Revenues									
Local sources									
Taxes									
Ad valorem taxes	\$ -	\$ -	\$ -	\$ -	\$ -	\$ -	\$ -	\$ -	\$ -
Sales taxes	-	-	-	-	-	-	-	-	-
Charges for services	-	-	-	-	-	-	-	-	-
Interest earnings	-	-	-	-	-	-	-	-	-
Other	-	-	-	-	-	-	-	-	-
State sources	-	-	-	-	-	-	-	-	-
Other	-	-	-	-	-	-	-	-	-
Federal sources	-	-	-	-	-	-	487,907	487,907	-
Total Revenues							487,907	487,907	-
Expenditures									
Current									
Instruction									
Regular programs	-	-	-	-	-	-	-	-	-
Special education programs	-	-	-	-	-	-	-	-	-
Vocational programs	-	-	-	-	-	-	-	-	-
Other instructional programs	-	-	-	-	-	-	-	-	-
Special programs	-	-	-	-	-	-	-	-	-
Support services	-	-	-	-	-	-	-	-	-
Student services	-	-	-	-	-	-	-	-	-
Instructional staff support	-	-	-	-	-	-	-	-	-
General administration	-	-	-	-	-	-	-	-	-
School administration	-	-	-	-	-	-	-	-	-
Business services	-	-	-	-	-	-	-	-	-
Plant services	-	-	-	-	-	-	208	208	-
Student transportation services	-	-	-	-	-	-	-	-	-
Central services	-	-	-	-	-	-	-	-	-
Other support services	-	-	-	-	-	-	-	-	-
Food services	-	-	-	-	-	-	295,686	295,686	-
Community service programs	-	-	-	-	-	-	-	-	-
Capital outlay	-	-	-	-	-	-	-	-	-
Debt service	-	-	-	-	-	-	-	-	-
Principal retirement	-	-	-	-	-	-	-	-	-
Interest and fiscal charges	-	-	-	-	-	-	-	-	-
Total Expenditures							295,894	295,894	-
Excess (Deficiency) of Revenues Over Expenditures							192,013	192,013	-
Other Financing Sources (Uses)									
Transfers in	-	-	-	-	-	-	-	-	-
Legal settlement	-	-	-	-	-	-	-	-	-
Lease financing	-	-	-	-	-	-	-	-	-
Proceeds from sale of capital assets	-	-	-	-	-	-	-	-	-
Total Other Financing Sources (Uses)									
Net Change in Fund Balances							192,013	192,013	-
Fund Balances - Beginning of Year	1,667	1,667	-	872	872	872	348,805	348,805	-
Fund Balances - End of Year	\$ 1,667	\$ 1,667	\$ -	\$ 872	\$ 872	\$ 872	\$ 540,818	\$ 540,818	\$ -

See independent auditor's report.

Rapides Parish School Board
 Alexandria, Louisiana
 Combining Schedule of Revenues, Expenditures, and
 Changes in Fund Balances - Budget and Actual
 Nonmajor Special Revenue Funds
 Year Ended June 30, 2025

Statement J-5
 (Continued)

	Forest Hill Donations			Teacher Appreciation			2024/2025 ECE Access Match - LDOE		
	Budget	Actual	Variance Positive (Negative)	Budget	Actual	Variance Positive (Negative)	Budget	Actual	Variance Positive (Negative)
Revenues									
Local sources									
Taxes									
Ad valorem taxes	\$ -	\$ -	\$ -	\$ -	\$ -	\$ -	\$ -	\$ -	\$ -
Sales taxes	-	-	-	-	-	-	-	-	-
Charges for services	-	-	-	-	-	-	-	-	-
Interest earnings	-	-	-	-	-	-	-	-	-
Other	-	-	-	-	-	-	815,330	815,330	-
State sources	-	-	-	-	-	-	-	-	-
Other	-	-	-	-	-	-	-	-	-
Federal sources	-	-	-	-	-	-	-	-	-
Total Revenues	-	-	-	-	-	-	815,330	815,330	-
Expenditures									
Current									
Instruction									
Regular programs	-	-	-	19	19	-	-	-	-
Special education programs	-	-	-	-	-	-	-	-	-
Vocational programs	-	-	-	-	-	-	-	-	-
Other instructional programs	-	-	-	-	-	-	-	-	-
Special programs	-	-	-	-	-	-	815,330	815,330	-
Support services	-	-	-	-	-	-	-	-	-
Student services	-	-	-	-	-	-	-	-	-
Instructional staff support	-	-	-	-	-	-	-	-	-
General administration	-	-	-	-	-	-	-	-	-
School administration	-	-	-	-	-	-	-	-	-
Business services	-	-	-	-	-	-	-	-	-
Plant services	-	-	-	-	-	-	-	-	-
Student transportation services	-	-	-	-	-	-	-	-	-
Central services	-	-	-	-	-	-	-	-	-
Other support services	-	-	-	-	-	-	-	-	-
Food services	-	-	-	-	-	-	-	-	-
Community service programs	-	-	-	-	-	-	-	-	-
Capital outlay	-	-	-	-	-	-	-	-	-
Debt service	-	-	-	-	-	-	-	-	-
Principal retirement	-	-	-	-	-	-	-	-	-
Interest and fiscal charges	-	-	-	-	-	-	-	-	-
Total Expenditures	-	-	-	19	19	-	815,330	815,330	-
Excess (Deficiency) of Revenues Over Expenditures									
	-	-	-	(19)	(19)	-	-	-	-
Other Financing Sources (Uses)									
Transfers in	-	-	-	-	-	-	-	-	-
Transfers out	-	-	-	-	-	-	-	-	-
Legal settlement	-	-	-	-	-	-	-	-	-
Lease financing	-	-	-	-	-	-	-	-	-
Proceeds from sale of capital assets	-	-	-	-	-	-	-	-	-
Total Other Financing Sources (Uses)	-	-	-	-	-	-	-	-	-
Net Change in Fund Balances									
	-	-	-	(19)	(19)	-	-	-	-
Fund Balances - Beginning of Year	5,000	5,000	-	92	92	-	-	-	-
Fund Balances - End of Year	\$ 5,000	\$ 5,000	\$ -	\$ 73	\$ 73	\$ -	\$ -	\$ -	\$ -

See independent auditor's report.

Rapides Parish School Board
 Alexandria, Louisiana
Combining Schedule of Revenues, Expenditures, and
Changes in Fund Balances - Budget and Actual
 Nonmajor Special Revenue Funds
 Year Ended June 30, 2025

Statement J-5
(Continued)

	2024/2025 ECE Comm Engage - Local			Louisiana Early Childhood Education			Education Stabilization		
	Budget	Actual	Variance Positive (Negative)	Budget	Actual	Variance Positive (Negative)	Budget	Actual	Variance Positive (Negative)
Revenues									
Local sources									
Taxes									
Ad valorem taxes	\$ -	\$ -	\$ -	\$ -	\$ -	\$ -	\$ -	\$ -	\$ -
Sales taxes	-	-	-	-	-	-	-	-	-
Charges for services	-	-	-	-	-	-	-	-	-
Interest earnings	-	-	-	-	-	-	-	-	-
Other	590,412	590,412	-	-	-	-	-	-	-
State sources									
Other	-	-	-	1,405,742	1,405,742	-	-	-	-
Federal sources									
Total Revenues	590,412	590,412	-	1,405,742	1,405,742	-	15,149,849	15,149,849	-
Expenditures									
Current									
Instruction									
Regular programs	-	-	-	-	-	-	2,273,195	2,273,195	-
Special education programs	-	-	-	-	-	-	-	-	-
Vocational programs	-	-	-	-	-	-	-	-	-
Other instructional programs	-	-	-	-	-	-	7,367	7,367	-
Special programs	590,412	590,412	-	1,100,867	1,100,867	-	-	-	-
Support services									
Student services	-	-	-	-	-	-	-	-	-
Instructional staff support	-	-	-	305,278	305,278	-	-	-	-
General administration	-	-	-	-	-	-	232,790	232,790	-
School administration	-	-	-	-	-	-	-	-	-
Business services	-	-	-	-	-	-	-	-	-
Plant services	-	-	-	-	-	-	-	-	-
Student transportation services	-	-	-	-	-	-	-	-	-
Central services	-	-	-	-	-	-	-	-	-
Other support services	-	-	-	-	-	-	-	-	-
Food services	-	-	-	-	-	-	-	-	-
Community service programs	-	-	-	-	-	-	11,397,533	11,397,533	-
Capital outlay									
Debt service									
Principal retirement	-	-	-	-	-	-	-	-	-
Interest and fiscal charges	-	-	-	-	-	-	-	-	-
Total Expenditures	590,412	590,412	-	1,406,145	1,405,145	-	14,042,677	14,042,677	-
Excess (Deficiency) of Revenues Over Expenditures	-	-	-	(403)	(403)	-	1,107,172	1,107,172	-
Other Financing Sources (Uses)									
Transfers in	-	-	-	-	-	-	-	-	-
Transfers out	-	-	-	403	403	-	-	-	-
Legal settlement	-	-	-	-	-	-	(1,107,172)	(1,107,172)	-
Lease financing	-	-	-	-	-	-	-	-	-
Proceeds from sale of capital assets	-	-	-	-	-	-	-	-	-
Total Other Financing Sources (Uses)	-	-	-	403	403	-	(1,107,172)	(1,107,172)	-
Net Change in Fund Balances	-	-	-	-	-	-	-	-	-
Fund Balances - Beginning of Year	-	-	-	-	-	-	-	-	-
Fund Balances - End of Year	\$ -	\$ -	\$ -	\$ -	\$ -	\$ -	\$ -	\$ -	\$ -

See independent auditor's report.

Rapides Parish School Board
 Alexandria, Louisiana
Combining Schedule of Revenues, Expenditures, and
Changes in Fund Balances - Budget and Actual
 Nonmajor Special Revenue Funds
 Year Ended June 30, 2025

Statement J-5
(Concluded)

	School Activity			Total Nonmajor Special Revenue Funds
	Budget	Actual	Variance Positive (Negative)	
Revenues				
Local sources				
Taxes				
Ad valorem taxes	\$ -	\$ -	\$ -	\$ 15,729,590
Sales taxes	-	-	-	54,810,129
Charges for services	-	-	-	323,138
Interest earnings	-	-	-	1,748,803
Other	8,287,169	8,287,169	-	10,596,401
State sources	-	-	-	5,901,119
Other	-	-	-	51,566,849
Federal sources	-	-	-	140,963,435
Total Revenues	8,287,169	8,287,169	-	139,866,900
Expenditures				
Current				
Instruction				
Regular programs	-	-	-	4,010,237
Special education programs	-	-	-	1,271,578
Vocational programs	-	-	-	1,343,328
Other instructional programs	8,495,143	8,495,143	-	8,882,273
Special programs	-	-	-	20,760,455
Support services				
Student services	-	-	-	4,190,167
Instructional staff support	-	-	-	10,975,806
General administration	-	-	-	661,717
School administration	-	-	-	3,800
Business services	-	-	-	679
Plant services	-	-	-	105,300
Student transportation services	-	-	-	21,516,921
Central services	-	-	-	603,064
Other support services	-	-	-	20,722
Food services	-	-	-	5,722
Community service programs	-	-	-	7,050
Capital outlay	-	-	-	3,416
Debt service	-	-	-	586,717
Principal retirement	-	-	-	281,430
Interest and fiscal charges	-	-	-	184,503
Total Expenditures	8,495,143	8,495,143	-	19,564,912
Excess (Deficiency) of Revenues Over Expenditures	(207,974)	(207,974)	-	17,841,070
Other Financing Sources (Uses)				
Transfers in	-	-	-	129,176
Legal settlement	-	-	-	436,743
Lease financing	-	-	-	38,318
Proceeds from sale of capital assets	-	-	-	96,927
Total Other Financing Sources (Uses)	-	-	-	89,912,132
Net Change in Fund Balances	(207,974)	(207,974)	-	7,868,760
Fund Balances - Beginning of Year	4,420,658	4,420,658	-	11,101,769
Fund Balances - End of Year	\$ 4,212,684	\$ 4,212,684	\$ -	(58,167,071)

See independent auditor's report.

Rapides Parish School Board
Alexandria, Louisiana

Combining Schedule of Revenues, Expenditures, and
Changes in Fund Balances - Budget and Actual

Nonmajor Special Revenue Funds - School Districts Maintenance Funds
Year Ended June 30, 2025

Statement J-6
(Continued)

	Rigoliette No. 11		Forest Hill No. 16		Cottle No. 22A				
	Budget	Actual	Variance Positive (Negative)	Budget	Actual	Variance Positive (Negative)	Budget	Actual	Variance Positive (Negative)
Revenues									
Local sources									
Taxes									
Ad valorem taxes	\$ 2,859,000	\$ 2,904,391	\$ 45,391	\$ 69,600	\$ 72,536	\$ 2,936	\$ 2,255,600	\$ 2,156,113	\$ (99,487)
Interest earnings	148,000	156,397	8,397	4,000	4,002	2	150,000	179,856	29,856
Other	-	-	-	-	-	-	-	-	-
Slate sources									
Other	36,000	35,113	(887)	1,800	1,711	(89)	2,500	2,247	(253)
Total Revenues	3,043,000	3,095,901	52,901	75,400	78,249	2,849	2,408,100	2,338,216	(69,884)
Expenditures									
Current									
Instruction									
Regular programs	1,757,185	671,314	1,085,871	1,800	1,690	(90)	173,000	50,411	122,589
Vocational programs	13,500	-	13,500	-	-	-	22,500	4,717	17,783
Other instructional programs	202,500	133,152	69,348	-	-	-	151,000	138,153	12,847
Support services									
Student services	1,000	-	1,000	-	-	-	-	-	-
Instructional staff support	5,500	-	5,500	-	-	-	-	-	-
General administration	109,900	90,618	19,282	2,340	2,317	23	74,850	65,843	9,007
School administration	2,500	679	1,821	-	-	-	-	-	-
Business services	-	-	-	-	-	-	-	-	-
Plant services	3,776,772	2,380,348	1,396,424	196,930	156,290	40,640	935,800	472,628	463,172
Capital outlay	1,084,473	602,747	481,726	-	-	-	604,000	456,671	147,329
Debt service									
Principal retirement	-	30,570	(30,570)	1,425	5,993	(4,568)	8,285	16,005	(7,720)
Interest and fiscal charges	1,800	2,258	(458)	63	131	(68)	965	1,078	(113)
Total Expenditures	6,955,130	3,911,686	3,043,444	202,358	166,421	35,937	1,970,400	1,205,506	764,894
Excess (Deficiency) of Revenues Over Expenditures	(3,912,130)	(815,785)	3,096,345	(126,958)	(88,172)	38,766	437,700	1,132,710	695,010
Other Financing Sources (Uses)									
Transfers in									
Transfers out	989,360	989,380	20	103,700	111,412	7,712	297,500	297,707	207
Legal settlement	(31,000)	(27,323)	3,677	-	-	-	(9,701)	(9,108)	593
Lease financing	-	-	-	-	-	-	-	-	-
Proceeds from sale of capital assets	-	30,570	30,570	-	4,569	4,569	-	7,720	7,720
Total Other Financing Sources (Uses)	958,360	992,627	34,267	103,700	115,981	12,281	287,799	296,319	8,520
Net Change in Fund Balances	(2,953,770)	176,842	3,130,612	(23,258)	27,809	51,067	725,499	1,429,029	703,530
Fund Balances - Beginning of Year	4,124,465	4,124,465	-	131,175	131,175	-	3,844,454	3,844,454	-
Fund Balances - End of Year	\$ 1,170,695	\$ 4,301,307	\$ 3,130,612	\$ 107,917	\$ 159,984	\$ 51,067	\$ 4,569,953	\$ 5,273,483	\$ 703,530

See independent auditor's report. These are individual funds and are not considered to be subfunds.

Rapides Parish School Board
Alexandria, Louisiana

Combining Schedule of Revenues, Expenditures, and
Changes in Fund Balances - Budget and Actual

Nonmajor Special Revenue Funds - School Districts Maintenance Funds
Year Ended June 30, 2025

Statement J-6
(Continued)

	Glenmora No. 27			Big Island No. 50			Fifth Ward No. 51		
	Budget	Actual	Variance Positive (Negative)	Budget	Actual	Variance Positive (Negative)	Budget	Actual	Variance Positive (Negative)
Revenues									
Local sources									
Taxes									
Ad valorem taxes	\$ 143,800	\$ 150,251	\$ 6,451	\$ 923,950	\$ 941,309	\$ 17,359	\$ 252,500	\$ 271,444	\$ 8,944
Interest earnings	10,000	9,761	(239)	120,300	140,679	20,379	9,000	8,742	(258)
Other	-	-	-	-	-	-	50	-	(50)
State sources									
Other	2,700	2,604	(96)	13,200	12,952	(248)	6,300	6,060	(240)
Total Revenues	156,500	162,616	6,116	1,057,450	1,094,940	37,490	277,850	286,246	8,396
Expenditures									
Current									
Instruction									
Regular programs	5,000	426	4,574	37,000	8,807	28,193	100	39	61
Vocational programs	-	-	-	-	-	-	-	-	-
Other instructional programs	-	-	-	7,500	7,293	207	-	-	-
Support services	-	-	-	-	-	-	-	-	-
Student services	-	-	-	-	-	-	-	-	-
Instructional staff support	-	-	-	-	-	-	-	-	-
General administration	5,215	4,899	316	32,800	30,423	2,377	8,910	8,889	21
School administration	-	-	-	-	-	-	-	-	-
Business services	-	-	-	1,500	1,363	137	-	-	-
Plant services	477,910	443,835	34,075	1,144,200	1,087,463	56,737	433,170	338,545	94,625
Capital outlay	74,400	74,360	40	589,500	15,411	574,089	10,000	11,788	(1,788)
Debt service									
Principal retirement	9,650	17,572	(7,922)	21,592	39,366	(17,774)	5,236	13,206	(7,970)
Interest and fiscal charges	650	765	(115)	2,895	3,160	(265)	454	573	(119)
Total Expenditures	572,825	541,857	30,968	1,836,987	1,193,286	643,701	457,870	373,040	84,830
Excess (Deficiency) of Revenues Over Expenditures	(416,325)	(379,241)	37,084	(779,537)	(98,346)	681,191	(180,020)	(86,794)	93,226
Other Financing Sources (Uses)									
Transfers in	151,400	162,404	11,004	521,000	510,908	(10,092)	204,500	213,440	8,940
Transfers out	(3,638)	(3,415)	223	(31,526)	(29,600)	1,926	(3,638)	(3,415)	223
Legal settlement	-	-	-	60,000	60,000	-	-	-	-
Lease financing	-	7,944	7,944	-	17,774	17,774	-	7,970	7,970
Proceeds from sale of capital assets	-	-	-	500	316	(182)	-	-	-
Total Other Financing Sources (Uses)	147,762	166,933	19,171	549,974	559,400	9,426	200,862	217,995	17,133
Net Change in Fund Balances	(268,563)	(212,308)	56,255	(229,563)	461,054	690,617	20,842	131,201	110,359
Fund Balances - Beginning of Year	276,759	276,759	-	2,576,506	2,576,506	-	217,877	217,877	-
Fund Balances - End of Year	\$ 8,196	\$ 64,451	\$ 56,255	\$ 2,346,943	\$ 3,037,560	\$ 690,617	\$ 238,719	\$ 349,078	\$ 110,359

See independent auditor's report. These are individual funds and are not considered to be subfunds.

Rapides Parish School Board
Alexandria, Louisiana

Combining Schedule of Revenues, Expenditures, and
Changes in Fund Balances - Budget and Actual
Nonmajor Special Revenue Funds - School Districts Maintenance Funds
Year Ended June 30, 2025

Statement J-6
(Continued)

	Pineville No. 52			Poland No. 55			Ruby-Wise No. 56		
	Budget	Actual	Variance Positive (Negative)	Budget	Actual	Variance Positive (Negative)	Budget	Actual	Variance Positive (Negative)
Revenues									
Local sources									
Taxes									
Ad valorem taxes	\$ 1,001,500	\$ 1,017,794	\$ 16,294	\$ 109,120	\$ 101,330	\$ (7,790)	\$ 125,970	\$ 126,239	\$ 269
Interest earnings	117,000	123,406	6,406	1,200	1,325	125	100	16	(84)
Other	-	-	-	-	-	-	-	-	-
State sources									
Other	17,000	15,859	(1,141)	500	742	242	3,900	3,966	66
Total Revenues	1,135,500	1,157,059	21,559	110,820	103,397	(7,423)	129,970	130,221	251
Expenditures									
Current									
Instruction									
Regular programs	45,800	12,742	33,058	-	-	-	50	28	22
Vocational programs	-	-	-	-	-	-	-	-	-
Other instructional programs	18,000	16,269	1,731	-	-	-	-	-	-
Support services	-	-	-	-	-	-	-	-	-
Student services	-	-	-	-	-	-	-	-	-
Instructional staff support	-	-	-	-	-	-	-	-	-
General administration	81,000	143,676	(62,676)	3,495	14,849	(11,354)	4,205	21,564	(17,359)
School administration	1,300	-	1,300	-	-	-	-	-	-
Business services	-	-	-	-	-	-	-	-	-
Plant services	2,070,425	1,949,802	120,623	250,960	259,803	(8,843)	160,972	211,166	(50,194)
Capital outlay	126,000	72,865	53,145	-	-	-	200	182	18
Debt service	-	32,354	(32,354)	5,345	9,942	(4,597)	7,688	10,925	(3,237)
Principal retirement	4,301	5,226	(925)	834	903	(69)	336	385	(49)
Interest and fiscal charges	-	-	-	-	-	-	-	-	-
Total Expenditures	2,346,626	2,232,924	113,902	260,634	285,497	(24,863)	173,451	244,250	(70,799)
	(1,211,326)	(1,075,865)	135,461	(149,814)	(182,100)	(32,286)	(43,481)	(114,029)	(70,548)
Excess (Deficiency) of Revenues Over Expenditures									
Other Financing Sources (Uses)									
Transfers in	1,023,700	1,023,739	39	130,200	134,823	4,623	99,900	100,072	172
Transfers out	(70,945)	(70,132)	813	(9,701)	(9,108)	593	-	-	-
Legal settlement	-	-	-	-	-	-	-	-	-
Lease financing	-	32,354	32,354	-	4,597	4,597	-	3,237	3,237
Proceeds from sale of capital assets	-	-	-	-	-	-	-	-	-
Total Other Financing Sources (Uses)	952,755	985,961	33,206	120,499	130,312	9,813	99,900	103,309	3,409
	(258,571)	(89,904)	168,667	(29,315)	(51,788)	(22,473)	56,419	(10,720)	(67,139)
Net Change in Fund Balances									
Fund Balances - Beginning of Year	2,170,667	2,170,667	-	37,296	37,296	-	(56,419)	(56,419)	-
Fund Balances - End of Year	\$ 1,912,096	\$ 2,080,763	\$ 168,667	\$ 7,981	\$ (14,492)	\$ (22,473)	\$ -	\$ (67,139)	\$ (67,139)

See independent auditor's report. These are individual funds and are not considered to be subfunds.

Rapides Parish School Board
Alexandria, Louisiana
Combining Schedule of Revenues, Expenditures, and
Changes in Fund Balances - Budget and Actual
Nonmajor Special Revenue Funds - School Districts Maintenance Funds
Year Ended June 30, 2025

Statement J-6
(Continued)

	Lecompte-Lamourie Woodworth No. 57			Sixth Ward No. 58			Consolidated No. 61		
	Budget	Actual	Variance Positive (Negative)	Budget	Actual	Variance Positive (Negative)	Budget	Actual	Variance Positive (Negative)
Revenues									
Local sources									
Taxes									
Ad valorem taxes	\$ 196,000	\$ 194,782	\$ (1,218)	\$ 74,500	\$ 72,819	\$ (1,681)	\$ 353,800	\$ 354,681	\$ 881
Interest earnings	16,500	15,334	(1,166)	9,600	1,893	(7,707)	42,000	41,578	(422)
Other	-	-	-	-	-	-	-	-	-
State sources									
Other	2,000	1,997	(3)	1,300	1,244	(56)	3,100	3,090	(10)
Total Revenues	214,500	212,113	(2,387)	85,400	75,956	(9,444)	398,900	399,349	449
Expenditures									
Current									
Instruction									
Regular programs	11,500	148	11,354	-	92	(92)	16,000	-	16,000
Vocational programs	-	-	-	-	-	-	-	-	-
Other instructional programs	3,500	2,834	666	-	-	-	500	-	500
Support services	-	-	-	-	-	-	-	-	-
Student services	-	-	-	-	-	-	-	-	-
Instructional staff support	-	-	-	-	-	-	-	-	-
General administration	7,150	6,318	832	2,600	2,599	1	12,335	11,353	982
School administration	-	-	-	-	-	-	-	-	-
Business services	-	-	-	-	-	-	-	-	-
Plant services	481,144	325,955	155,189	207,200	202,177	5,023	255,045	188,605	66,440
Capital outlay	-	-	-	-	-	-	78,000	39,107	38,893
Debt service	-	6,726	(6,726)	3,111	7,469	(4,358)	2,242	6,529	(4,287)
Principal retirement	-	101	(101)	436	502	(66)	1,503	889	614
Interest and fiscal charges	-	-	-	-	-	-	-	-	-
Total Expenditures	503,294	342,080	161,214	213,347	212,839	508	365,625	246,483	119,142
Excess (Deficiency) of Revenues Over Expenditures	(288,794)	(129,967)	158,827	(127,947)	(136,883)	(8,936)	33,275	152,866	119,591
Other Financing Sources (Uses)									
Transfers in	220,600	220,628	28	117,900	122,908	5,008	109,400	112,604	3,204
Transfers out	-	-	-	(4,850)	(4,554)	296	(13,000)	(9,896)	3,104
Legal settlement	-	-	-	-	-	-	-	-	-
Lease financing	-	6,726	6,726	-	4,358	4,358	-	4,288	4,288
Proceeds from sale of capital assets	-	-	-	-	-	-	-	-	-
Total Other Financing Sources (Uses)	220,600	227,354	6,754	113,050	122,712	9,662	96,400	106,996	10,596
Net Change in Fund Balances	(68,194)	97,387	165,581	(14,897)	(14,171)	726	129,675	259,862	130,187
Fund Balances - Beginning of Year	356,092	356,092	-	62,894	62,894	-	994,801	994,801	-
Fund Balances - End of Year	\$ 287,898	\$ 453,479	\$ 165,581	\$ 47,997	\$ 48,723	\$ 726	\$ 1,124,476	\$ 1,254,663	\$ 130,187

See independent auditor's report. These are individual funds and are not considered to be subfunds.

Rapides Parish School Board
Alexandria, Louisiana
Combining Schedule of Revenues, Expenditures, and
Changes in Fund Balances - Budget and Actual
Nonmajor Special Revenue Funds - School Districts Maintenance Funds
Year Ended June 30, 2025

Statement J-6
(Concluded)

	Consolidated No. 52			Pineville Technology No. 52			Total	
	Budget	Actual	Variance Positive (Negative)	Budget	Actual	Variance Positive (Negative)	Budget	Actual
Revenues								
Local sources								
Taxes								
Ad valorem taxes	\$ 4,362,000	\$ 4,475,281	\$ 113,281	\$ 347,500	\$ 353,240	\$ 5,740	\$ 13,094,840	\$ 13,192,210
Interest earnings	175,000	202,760	27,760	17,000	23,662	6,662	819,700	909,411
Other	17,600	17,600	-	-	-	-	17,650	17,600
State sources								
Other	82,000	81,910	(90)	-	-	-	172,300	169,495
Total Revenues	4,636,600	4,777,551	140,951	364,500	376,902	12,402	14,094,490	14,288,716
Expenditures								
Current								
Instruction								
Regular programs	45,200	5,344	39,856	422,173	147,455	274,718	2,514,608	898,494
Vocational programs	-	-	-	-	-	-	36,000	4,717
Other instructional programs	39,050	24,433	14,617	18,000	19,754	(1,754)	440,050	341,888
Support services								
Student services	-	-	-	-	-	-	1,000	-
Instructional staff support	-	-	-	-	-	-	5,500	-
General administration	148,250	140,248	8,002	11,250	11,262	(12)	504,300	554,858
School administration	-	-	-	-	-	-	3,800	679
Business services	-	-	-	-	-	-	1,500	1,363
Plant services	6,499,200	6,082,371	416,829	36,000	51,145	(15,145)	16,925,728	14,150,133
Capital outlay	515,000	279,252	235,748	380,205	277,941	102,264	3,461,778	1,830,314
Debt service								
Principal retirement	50,510	134,186	(83,676)	-	-	-	115,084	330,843
Interest and fiscal charges	21,304	20,796	508	-	-	-	35,541	36,757
Total Expenditures	7,318,514	6,686,630	631,884	867,628	507,557	360,071	24,044,889	18,150,056
Excess (Deficiency) of Revenues Over Expenditures	(2,681,914)	(1,909,079)	772,835	(503,128)	(130,655)	372,473	(9,950,399)	(3,861,340)
Other Financing Sources (Uses)								
Transfers in								
Transfers out	2,917,000	2,916,619	(381)	-	-	-	6,886,160	6,916,644
Legal settlement	(259,832)	(254,429)	5,403	-	-	-	(437,831)	(420,980)
Lease financing	-	83,677	83,677	-	-	-	60,000	60,000
Proceeds from sale of capital assets	-	-	-	-	-	-	-	215,784
Total Other Financing Sources (Uses)	2,657,168	2,745,867	88,699	-	-	-	6,508,829	6,771,766
Net Change in Fund Balances	(24,746)	836,788	861,534	(603,128)	(130,655)	372,473	(3,381,570)	2,970,426
Fund Balances - Beginning of Year	2,759,718	2,759,718	-	603,252	603,252	-	18,099,537	18,099,537
Fund Balances - End of Year	\$ 2,734,972	\$ 3,596,506	\$ 861,534	\$ 100,124	\$ 472,597	\$ 372,473	\$ 14,717,967	\$ 21,069,963
								\$ 6,351,996

See independent auditor's report. These are individual funds and are not considered to be subfunds.

Compensation Paid Board Members

The schedule of compensation paid to the Rapides Parish School Board members is presented in compliance with House Concurrent Resolution No. 54 of the 1979 Session of the Louisiana Legislature. Compensation of the Rapides Parish School Board members is included in the general administrative expenditures of the General Fund. In accordance with Louisiana Revised Statute 17:56, the Rapides Parish School Board members have elected the monthly payment method of compensation. Under this method, each member of the Rapides Parish School Board receives \$700 per month, and the President receives \$750 per month for performing the duties of his office. Members of the Executive Committee receive an additional \$50 per month.

**Rapides Parish School Board
Alexandria, Louisiana
Schedule of Compensation Paid Board Members
Year Ended June 30, 2025**

Statement K

<u>Board Member</u>	<u>Amount</u>
Wilton Barrios, Jr.	\$ 9,000
Steve Berry	8,700
Linda Burgess	9,000
Stephen Chapman	8,700
Mark Dryden	8,400
Wally Fall	8,400
Sandra Franklin	8,400
George Johnson	8,400
Williard McCall	9,000
Total	\$ 78,000

See independent auditor's report.

**Rapides Parish School Board
 Alexandria, Louisiana
 Schedule of Compensation, Benefits, and Other
 Payments to the Agency Head
 June 30, 2025**

Statement L

Agency Head: Superintendent Jeff Powell

Purpose	Amount
Salary	\$ 218,569
Benefits - Medicare	2,951
Benefits - health insurance	14,173
Benefits - retirement	47,014
Registration fees	745
Conference travel	7,617
Continuing professional education fees	200
	200
Total	\$ 291,269

See independent auditor's report.

Rapides Parish School Board
Net Position by Component
Last Ten Fiscal Years
(accrual basis of accounting)

Table I

Fiscal Year Ended June 30,	Net Investment in Capital Assets	Restricted	Unrestricted	Total Net Position
2025	\$ 116,331,629	\$ 172,764,284	\$ (545,724,871)	\$ (256,628,958)
2024	92,699,903	192,639,794	(590,633,354)	(305,293,657)
2023	48,498,638	131,100,132	(537,114,383)	(357,515,613)
2022	32,239,965	46,129,808	(456,825,397)	(378,455,624)
2021	33,040,979	45,747,680	(493,791,978)	(415,003,319)
2020	30,019,695	36,579,752	(479,919,609)	(413,320,162)
2019	30,163,782	31,294,048	(475,912,646)	(414,454,816)
2018	27,117,953	32,511,860	(500,190,699)	(440,560,886)
2017	24,161,204	33,977,612	(281,133,655)	(222,994,839)
2016	19,038,750	26,084,260	(275,765,257)	(230,642,247)

Source: Rapides Parish School Board, ACFR Exhibit A: June 30, 2025, 2024, 2023, 2022, 2021, 2020, 2019, 2018, 2017, and 2016

Rapides Parish School Board
Changes in Net Position
Last Ten Fiscal Years
(accrual basis of accounting)

Table II
Table III

	Fiscal Year Ended June 30,									
	2025	2024	2023	2022	2021	2020	2019	2018	2017	2016
Expenses:										
Instruction:										
Special programs	\$ 118,047,751	\$ 126,943,589	\$ 119,476,739	\$ 103,540,713	\$ 115,689,069	\$ 107,381,265	\$ 90,762,414	\$ 93,237,423	\$ 99,172,781	\$ 90,204,129
Regular education programs	35,653,263	36,434,119	34,926,304	30,614,212	34,763,293	33,846,930	30,009,509	30,096,691	32,430,223	30,780,168
Vocational programs	7,492,702	7,721,146	6,290,403	6,662,666	6,495,291	5,905,238	4,932,386	3,890,451	3,816,952	3,400,869
Other instructional programs	10,983,568	12,717,666	12,468,208	12,145,928	9,485,935	2,020,404	1,728,393	1,652,600	1,968,649	1,749,990
Special programs	22,085,068	21,849,271	20,926,458	15,523,583	18,028,548	13,204,696	12,724,546	11,047,008	11,630,943	10,262,758
Adult and continuing education programs	59,622	48,769	51,011	56,786	58,640	105,239	105,903	106,567	95,051	99,863
Support services										
Student services	15,980,892	16,454,871	16,025,627	13,628,894	14,981,809	13,318,780	11,854,925	11,326,193	12,845,982	11,587,562
Instructional staff support	17,054,109	18,788,762	16,347,458	14,824,725	15,737,385	14,559,707	13,299,241	12,609,234	14,259,872	12,365,370
General administration	7,256,973	9,170,993	6,496,105	6,700,922	5,810,946	5,990,577	6,155,336	6,665,071	5,412,057	5,286,938
School administration	17,262,939	17,971,200	17,661,403	15,355,653	17,720,548	16,547,454	14,263,796	14,779,683	15,538,239	14,210,338
Business services	2,378,435	2,298,335	1,999,809	1,703,512	1,852,439	1,770,959	1,572,262	1,488,785	1,725,582	1,598,706
Plant services	26,682,066	26,769,593	31,127,598	28,291,802	33,062,968	24,644,084	25,401,145	23,728,626	23,217,009	22,873,868
Student transportation services	16,193,647	20,691,875	16,771,940	14,891,952	14,923,276	14,138,559	13,195,253	12,076,436	12,932,363	11,854,301
Central services	3,157,083	3,137,517	3,882,412	2,377,878	2,317,197	2,331,747	2,109,702	2,192,375	2,296,975	2,322,571
Other support services	4,903	6,673	6,451	6,451	2,695	3,925	4,413	42,518	47,334	41,074
Food services	21,607,313	21,602,253	20,959,951	17,748,139	17,575,815	16,851,671	15,989,058	15,692,324	16,651,663	16,815,142
Community service programs	225,870	240,303	229,207	190,344	213,550	193,292	138,328	141,512	159,711	164,842
Interest and fiscal charges	8,877,439	7,571,736	3,629,478	1,396,393	2,009,973	1,776,082	1,979,224	2,211,046	2,374,127	3,078,494
Total expenses	330,603,643	350,418,671	331,304,519	285,660,553	310,729,377	274,090,669	246,225,634	239,974,543	256,575,523	238,617,083
Program Revenues:										
Charges for services:										
Instruction	291,138	286,148	288,503	305,794	235,935	597,086	739,384	295,757	247,191	167,776
Support service	885,333	296,610	1,986,392	800,025	14,635	919,532	630,522	28,697	35,435	28,000
Food services	158,014	162,748	161,333	71,375	71,034	658,922	953,991	1,337,156	1,425,428	1,423,411
Community service programs	31,636	31,871	38,019	33,887	30,790	21,694	16,936	16,936	16,558	13,852
Operating grants and contributions	87,959,400	114,340,935	84,129,287	71,413,866	59,778,830	36,182,408	36,694,539	33,921,409	34,564,852	34,290,690
Capital grants and contributions	4,316,600	5,814,567	983,534	210,336	2,168,636	-	-	-	-	-
Total program revenues	93,642,121	120,932,879	87,587,068	72,835,283	62,299,860	38,379,642	39,035,377	35,599,955	36,289,464	35,923,729
Net (expense)/revenue	(236,961,522)	(229,485,792)	(243,717,451)	(212,825,270)	(248,429,517)	(235,711,027)	(207,190,457)	(204,374,588)	(220,286,059)	(202,693,354)
General revenues and other changes in net position:										
Taxes	134,725,317	129,537,717	122,505,593	112,946,312	106,070,594	93,804,885	94,292,711	92,124,357	92,030,032	76,239,975
Grants and contributions not restricted to specific programs	139,470,628	139,289,863	134,755,951	134,588,940	135,780,364	138,337,934	134,740,024	134,329,119	134,115,172	132,959,077
Rentals, leases, and royalties	6,946	7,346	3,430	6,933	12,775	47,928	81,642	33,089	34,426	33,298
Unrestricted investment earnings	12,524,580	12,930,659	5,516,422	323,211	230,443	1,544,747	2,027,401	1,021,285	467,607	228,274
Miscellaneous	107,173	48,129	113,193	114,898	1,068,742	1,987,796	2,062,577	1,766,220	449,589	39,982
Proceeds from insurance	-	-	782,073	802,364	693,912	620,524	-	-	38,312	-
Legal settlement	60,000	7,031	-	525,000	-	-	-	-	-	-
Bond premium	382,426	252,686	252,686	42,977	30,695	9,195	9,196	9,195	-	-
Gain (Loss) on sale of asset	(998,528)	(207,458)	(66,366)	(696,758)	(526,709)	516,266	(123,052)	(684,556)	(187,380)	(75,989)
Federal e-rate	465,032	497,093	1,313,564	1,153,730	385,069	505,460	618,338	1,106,366	1,121,771	590,930
Local revenue transfers - other LEAs	(908,318)	(655,531)	(517,084)	(444,642)	(487,409)	(529,054)	(412,310)	(390,078)	(294,171)	(327,800)
Total general revenues and other changes in net assets	265,835,256	281,707,535	264,657,462	249,372,965	243,258,476	236,645,681	233,296,527	229,353,309	227,933,467	209,687,747
Change in net position, governmental activities	\$ 48,873,734	\$ 52,221,743	\$ 20,940,011	\$ 36,547,695	\$ (5,171,041)	\$ 1,134,654	\$ 26,106,070	\$ 24,978,721	\$ 7,647,408	\$ 6,994,393

Source: Rapides Parish School Board, ACFR Exhibit B: June 30, 2025, 2024, 2023, 2022, 2021, 2020, 2019, 2018, 2017, and 2016

Rapides Parish School Board
Fund Balances, Governmental Funds
Last Ten Fiscal Years
(modified accrual basis of accounting)

Table IV

	June 30,									
	2025	2024	2023	2022	2021	2020	2019	2018	2017	2016
General Fund										
Committed to Workers Comp	\$ 4,744,908	\$ 5,662,540	\$ 5,897,204	\$ 5,017,453	\$ 4,609,602	\$ 3,983,317	\$ 3,465,968	\$ 2,838,800	\$ 3,272,916	\$ 2,836,260
Unassigned	71,382,777	64,052,768	56,268,479	52,714,195	49,652,024	51,605,670	46,924,804	41,867,811	40,318,682	32,802,001
Total General Fund	\$ 76,107,685	\$ 69,715,308	\$ 62,165,683	\$ 57,731,648	\$ 54,261,626	\$ 55,588,987	\$ 50,390,772	\$ 44,706,611	\$ 43,591,598	\$ 35,638,261
School Lunch/Breakfast Fund										
Nonspendable	\$ 363,964	\$ 470,152	\$ 371,354	\$ 387,858	\$ 291,501	\$ 465,354	\$ 278,867	\$ 332,518	\$ 318,987	\$ 195,932
Assigned to School Food Service	10,475,225	9,211,134	9,150,105	8,505,320	4,996,204	4,042,535	4,109,362	3,620,643	3,146,138	2,809,998
Total School Lunch/Breakfast Fund	\$ 10,839,189	\$ 9,681,286	\$ 9,521,459	\$ 8,893,178	\$ 5,287,705	\$ 4,507,889	\$ 4,388,229	\$ 3,953,161	\$ 3,465,125	\$ 3,005,930
District No. 62 Capital Projects Fund 2024										
Restricted, reported in:										
Capital project funds	\$ 28,434,223	\$ 27,672,507	\$ -	\$ -	\$ -	\$ -	\$ -	\$ -	\$ -	\$ -
Total District No. 62 Capital Projects Fund 2024	\$ 28,434,223	\$ 27,672,507	\$ -	\$ -	\$ -	\$ -	\$ -	\$ -	\$ -	\$ -
District No. 62 Capital Projects Fund 2023										
Restricted, reported in:										
Capital project funds	\$ 35,464,429	\$ 37,219,149	\$ 35,694,122	\$ -	\$ -	\$ -	\$ -	\$ -	\$ -	\$ -
Total District No. 62 Capital Projects Fund 2023	\$ 35,464,429	\$ 37,219,149	\$ 35,694,122	\$ -	\$ -	\$ -	\$ -	\$ -	\$ -	\$ -
District No. 62 Capital Projects Fund 2022										
Restricted, reported in:										
Capital project funds	\$ 15,666,926	\$ 31,620,949	\$ 42,458,914	\$ -	\$ -	\$ -	\$ -	\$ -	\$ -	\$ -
Total District No. 62 Capital Projects Fund 2022	\$ 15,666,926	\$ 31,620,949	\$ 42,458,914	\$ -	\$ -	\$ -	\$ -	\$ -	\$ -	\$ -
All Other Governmental Funds										
Nonspendable	\$ 3,000	\$ 3,000	\$ 3,000	\$ 3,000	\$ 3,000	\$ 3,000	\$ 3,000	\$ 3,000	\$ 3,000	\$ 3,000
Restricted	93,195,706	96,124,189	52,944,088	46,126,808	45,744,680	36,576,752	31,291,048	32,508,860	33,974,612	26,081,261
Unassigned	\$ 93,198,706	\$ 96,127,189	\$ 52,947,088	\$ 46,129,808	\$ 45,747,680	\$ 36,579,752	\$ 31,294,048	\$ 32,511,860	\$ 33,977,612	\$ 25,955,261
Total all other governmental funds	\$ 93,198,706	\$ 96,127,189	\$ 52,947,088	\$ 46,129,808	\$ 45,747,680	\$ 36,579,752	\$ 31,294,048	\$ 32,511,860	\$ 33,977,612	\$ 25,955,261

Source: Rapides Parish School Board, ACFR Exhibit C: June 30, 2025, 2024, 2023, 2022, 2021, 2020, 2019, 2018, 2017, and 2016

Rapides Parish School Board
 Changes in Fund Balances, Governmental Funds
 Last Ten Fiscal Years
 (modified accrual basis of accounting)

Table V
 Table VI
 Table VII

	Fiscal Year Ended June 30,									
	2025	2024	2023	2022	2021	2020	2019	2018	2017	2016
Revenues:										
Local sources										
Taxes										
Ad valorem taxes	\$ 60,250,749	\$ 59,206,338	\$ 54,213,118	\$ 45,416,512	\$ 40,710,356	\$ 38,300,901	\$ 41,309,654	\$ 40,205,384	\$ 39,827,852	\$ 36,788,564
Sales taxes	73,080,337	69,006,091	67,082,012	66,447,815	64,359,602	54,489,916	51,970,757	50,928,119	51,281,146	38,567,187
Rentals, leases, royalties, and charges for services	426,360	12,930,659	5,516,422	323,211	230,443	1,544,747	2,027,401	1,021,285	487,607	242,926
Interest earnings	12,524,590	162,748	161,333	71,375	658,922	1,337,156	1,425,428	1,423,411	1,423,411	1,423,411
Food service	11,957,249	10,200,144	12,968,635	11,146,703	8,319,067	3,954,316	4,089,069	4,180,027	2,274,787	1,599,266
Other	136,650,132	138,473,199	133,927,682	133,779,285	134,566,949	137,424,938	133,825,049	133,437,125	133,230,540	132,100,201
Equalization	14,615,069	12,104,804	6,994,773	4,999,520	5,216,647	5,735,979	3,220,675	3,402,095	4,224,788	3,609,422
Other	67,885,076	99,421,949	69,494,357	58,482,168	50,065,156	30,817,897	33,592,807	30,103,867	30,521,289	30,171,790
Federal sources	379,547,566	401,918,398	350,656,504	321,048,153	304,223,389	273,594,324	271,845,770	284,989,537	293,587,027	245,131,041
Total Revenues										
	\$ 119,195,090	\$ 124,351,065	\$ 115,561,652	\$ 113,385,345	\$ 109,486,157	\$ 100,047,824	\$ 95,322,294	\$ 97,191,119	\$ 92,253,466	\$ 88,342,755
Expenditures:										
Current										
Instruction										
Regular programs	16,566,100	16,534,347	15,821,794	15,313,877	14,168,053	12,758,199	12,773,366	12,103,540	12,184,823	11,648,162
Instructional staff support	17,624,523	18,723,143	18,162,662	16,990,767	15,137,283	14,080,078	14,157,528	13,373,010	13,752,618	12,417,781
General administration	7,777,156	7,465,488	7,225,465	8,500,179	4,933,702	4,651,114	5,643,027	3,989,710	4,502,414	4,402,000
School administration	17,621,370	17,737,998	17,242,400	17,621,370	16,589,495	15,509,372	15,327,721	15,736,721	14,650,094	14,105,793
Business services	2,452,456	2,283,417	1,970,937	1,846,345	1,788,042	1,702,589	1,702,699	1,605,950	1,661,576	1,555,612
Plant services	26,024,024	27,109,465	27,279,137	26,603,707	29,223,224	21,076,959	22,285,402	21,640,276	20,740,310	20,704,593
Student transportation services	16,419,633	15,410,178	14,877,615	14,828,274	12,568,790	12,314,499	12,595,303	11,669,730	11,361,128	11,239,517
Central services	3,139,476	2,975,002	4,039,975	2,508,725	2,177,743	2,125,215	2,062,915	1,949,542	1,876,575	2,097,077
Other support services	4,157	5,954	5,609	5,559	1,774	2,972	3,475	44,861	44,917	40,802
Food services	20,798,570	20,630,280	19,774,337	17,687,789	16,046,176	15,197,258	15,546,278	15,323,639	15,309,026	15,899,587
Community service programs	237,321	232,361	264,732	207,158	246,067	186,478	141,072	145,057	152,287	167,304
Capital outlay	47,103,102	52,986,726	15,174,286	4,335,059	5,042,376	4,429,103	5,297,908	9,438,853	11,907,346	9,935,173
Debt service	10,859,105	7,582,705	7,293,705	5,830,833	6,146,000	5,941,000	9,184,989	8,929,000	8,290,999	7,315,000
Principal retirement	8,968,348	4,836,644	2,213,155	2,042,367	2,009,231	1,810,686	2,025,715	2,211,961	2,247,483	2,462,781
Interest and fiscal charges	389,651,948	396,651,769	339,990,196	315,362,676	299,637,465	284,047,598	286,534,186	284,530,717	256,031,652	248,174,135
Total Expenditures										
	(10,084,382)	5,238,629	10,666,348	5,665,277	4,565,924	9,546,788	5,311,584	458,820	5,555,375	(3,043,094)
Other Financing Sources (Uses):										
Transfers in	67,019,289	67,746,066	67,160,150	63,738,949	58,454,816	50,748,243	49,876,236	53,352,371	47,647,015	36,840,612
Transfers out	(67,019,289)	(67,746,066)	(67,160,150)	(63,738,949)	(58,454,816)	(50,748,243)	(49,876,236)	(53,352,371)	(47,647,015)	(36,840,612)
Local revenue transfers - other LEAs	(908,318)	(665,531)	(517,084)	(444,642)	(487,409)	(529,054)	(412,310)	(390,078)	(294,171)	(327,800)
Proceeds from insurance	60,000	7,031	782,073	802,364	893,912	620,524	-	38,312	196,421	-
Legal settlement	-	-	-	525,000	-	-	-	-	-	-
Issuance of debt	-	61,000,000	75,000,000	10,475,000	12,690,000	2,080,000	-	-	10,800,000	13,860,000
Payments to refund escrow agent	-	-	-	(8,630,000)	(12,380,000)	(2,010,000)	-	-	-	(12,863,050)
Premiums on bonds issued	-	4,797,016	4,194,182	159,577	237,895	-	-	-	183,898	-
Debt issuance cost	(1,815,173)	(1,528,427)	(916,671)	(194,296)	(238,363)	(40,900)	(1,525)	(3,325)	(22,225)	(171,158)
Lease financing	387,125	396,867	63,931	64,114	-	-	-	-	-	-
Proceeds from subscriptions	-	-	-	338,484	-	-	-	-	-	-
Proceeds from sale of capital assets	35,518	5,299	21,374	35,131	20,460	929,251	3,668	33,567	15,585	3,163
Total Other Financing Sources (Uses)	(2,240,848)	64,012,275	79,366,289	1,792,346	546,575	1,056,791	(410,167)	(321,524)	10,879,508	671,156
Net Change in Fund Balance	\$ (12,325,230)	\$ 69,248,904	\$ 90,932,637	\$ 7,457,623	\$ 5,132,489	\$ 10,603,579	\$ 4,901,417	\$ 137,296	\$ 16,434,883	\$ (2,371,939)
Debt service as a percentage of noncapital expenditures	5.20%	3.61%	2.91%	2.53%	2.77%	2.99%	4.29%	4.37%	4.28%	4.12%

Source: Rapides Parish School Board, ACFR Exhibit E: June 30, 2020, 2019, 2018, 2017, and 2016

**Rapides Parish School Board
Assessed Value and Actual Value of Taxable Property
Last Ten Fiscal Years**

Table VIII

<i>Fiscal Year</i>	<i>Actual Value</i>		<i>Less: Exemptions</i>	<i>Total Taxable Value</i>	<i>Total Direct Rate</i>
	<i>Real Estate Property</i>	<i>Commercial/Other Property</i>			
2025	\$ 779,589,509	\$ 582,626,847	\$ 204,779,544	\$ 1,157,436,812	373.76
2024	731,689,354	572,693,460	197,459,841	1,106,922,973	381.24
2023	716,824,321	533,072,233	192,439,691	1,057,456,863	358.29
2022	697,502,054	506,472,924	190,688,765	1,013,286,213	356.74
2021	683,170,497	385,459,365	189,842,133	878,787,729	374.24
2020	654,929,314	383,042,750	186,596,959	851,375,105	384.57
2019	642,370,358	387,051,274	185,144,210	844,277,422	403.24
2018	632,739,885	364,136,001	183,778,755	813,097,131	413.53
2017	619,930,927	359,249,355	183,233,431	795,946,851	443.53
2016	593,810,880	333,824,839	179,773,125	747,862,594	328.57

Source: Rapides Parish Assessor's Office Reports:
"TC 33 Recap of Assessments", "Grand Recap by Taxing Districts"

Rapides Parish School Board
 Direct and Overlapping Property Tax Rates
 Last Ten Fiscal Years

Table IX

Fiscal Year	District Direct Rates			Overlapping Rates									
	General Purposes	Capital Purposes	Total	Alexandria	City of Pineville	Other Cities *	Parish	Road	Drainage	Protection	Sheriff	Library	Other
2025	191.76	182.00	373.76	24.54	15.85	58.05	5.86	238.41	10.44	570.13	17.46	7.08	47.35
2024	**	189.50	381.24	24.54	15.85	51.53	6.06	242.71	11.04	572.55	17.46	7.08	44.45
2023	191.74	166.55	358.29	24.54	15.85	51.53	6.06	242.71	11.05	572.55	17.46	7.08	48.58
2022	191.74	165.00	356.74	24.54	15.85	51.45	6.06	242.71	11.08	557.55	17.46	7.08	45.23
2021	191.74	182.50	374.24	24.54	15.85	50.55	6.06	242.71	11.08	568.63	17.46	7.08	47.82
2020	186.57	198.00	384.57	24.54	15.85	51.28	6.06	240.37	11.04	554.92	17.46	7.08	42.79
2019	182.74	220.50	403.24	24.54	15.85	51.28	6.06	225.37	1.04	554.92	17.46	7.08	44.64
2018	190.03	223.50	413.53	24.54	15.85	51.28	6.06	303.10	1.04	509.92	17.46	7.08	45.59
2017	190.03	253.50	443.53	24.54	15.85	50.69	6.06	303.20	1.04	518.31	17.46	7.08	45.59
2016	183.07	145.50	328.57	24.18	15.85	51.69	6.06	285.54	1.02	489.10	17.46	7.08	49.84

Source: Rapides Parish Assessor's Office

* Includes all other following towns of Rapides Parish: Boyce, Cheneyville, LeCompte, Ball, Forest Hill, Glenmora, Woodworth, and Village of Creola.
 ** Information for 2024 was not made available on the assessor's website at the time of completion of the financials. Updated in 2025 to show correct milage rates.

**Rapides Parish School Board
Parish of Rapides
Principal Taxpayers
Current Year and Nine Years Ago**

Table X

Taxpayers	Type of Business	2025			2016		
		2024 Assessed Valuation	Ranking	Percentage of Total Assessed Valuation	2015 Assessed Valuation	Ranking	Percentage of Total Assessed Valuation
Central Louisiana Electric Co.	Electric Utility	\$ 168,368,217	1	14.55%	\$ 200,507,882	1	26.81%
Procter & Gamble	Mfg. Laundry Cleaning Products	45,331,159	2	3.92%	89,977,484	2	12.03%
Acadian Gas Pipeline System	Gas Company	38,557,730	3	3.33%	-	-	-
UTLX MFG LLC	Mfg. Tank Cars	17,986,231	4	1.55%	-	-	-
Union Pacific Railroad	Railroad Company	16,951,240	5	1.46%	8,891,100	4	1.19%
Columbia Gulf Transmission	Gas Company	15,452,730	6	1.34%	-	-	-
Red River Bank	Bank	12,869,595	7	1.11%	6,938,766	6	0.93%
Central LA Healthcare System	Healthcare Provider	12,345,850	8	1.07%	12,699,838	3	1.70%
Stella Jones Corporation	Mfg. Industrial Wood Products	11,598,900	9	1.00%	4,986,596	8	0.67%
Texas Gas Transmission	Pipeline	7,384,920	10	0.64%	3,883,810	10	0.52%
Bell South Telecommunications	Telephone Utility	-	-	-	8,196,863	5	1.10%
Dresser, Inc.	Mfg. Company	-	-	-	5,278,080	7	0.71%
Walmart Stores Louisiana, LLC	Retail Company	-	-	-	4,170,446	9	0.56%
		<u>\$ 346,846,572</u>		<u>29.97%</u>	<u>\$ 345,530,865</u>		<u>46.22%</u>

Source: Rapides Parish Assessor's Office

**Rapides Parish School Board
Property Tax Levies and Collections
Last Ten Tax Years**

Table XI

Fiscal Year Ended December 31,	Taxes Levied for the Calendar Year	Collected within the Calendar Year of the Levy		Collections in Subsequent Years*	Total Collections to Date	
		Amount	Percentage of Levy		Amount	Percentage of Levy
2024	\$ 59,645,102	\$ 60,250,749	101.02%	\$ -	\$ 60,250,749	101.02%
2023	58,281,739	59,206,338	101.59%	-	59,206,338	101.59%
2022	53,143,187	54,213,118	102.01%	-	54,213,118	102.01%
2021	44,577,409	45,416,512	101.88%	-	45,416,512	101.88%
2020	39,618,736	40,710,356	102.76%	-	40,710,356	102.76%
2019	38,081,711	38,300,901	100.58%	-	38,300,901	100.58%
2018	40,954,426	41,309,654	100.87%	-	41,309,654	100.87%
2017	39,568,866	40,205,384	101.61%	-	40,205,384	101.61%
2016	39,646,311	39,827,852	100.46%	-	39,827,852	100.46%
2015	36,197,666	36,788,564	101.63%	-	36,788,564	101.63%

Source: Rapides Parish Assessor's Office

Note: This schedule recognizes taxes levied on a calendar year (tax year) basis, whereas property tax collections reported in the basic financial statements and on this schedule are on a fiscal year basis.

*Allocation of collections in subsequent years data is not available.

**Rapides Parish School Board
Ratios of Outstanding Debt
Last Ten Fiscal Years**

Table XII

Fiscal Year Ended June 30,	Outstanding General Obligation Bonds	Net General		Net		Other Debt	Total Debt	Debt As		Debt Per Student
		Bonded Percentage of Taxable Value	Bonded Debt Per Capita	Bonded Debt Per Student	Percentage of Taxable Value			Debt Per Capita		
2025	\$158,781,000	13.72%	\$ 1,273	\$ 7,272	\$ 7,305,000	\$166,086,000	14.35%	\$ 1,332	\$ 7,606	
2024	165,958,000	14.99%	1,322	7,509	10,600,000	176,558,000	15.95%	1,407	7,989	
2023	111,699,000	10.56%	878	5,086	10,885,000	122,584,000	11.59%	964	5,582	
2022	42,437,000	4.01%	330	1,936	11,825,000	54,262,000	4.90%	422	2,475	
2021	46,131,000	5.25%	355	2,062	12,740,000	58,871,000	6.70%	453	2,631	
2020	50,999,000	5.99%	395	2,228	13,718,000	64,717,000	7.60%	501	2,827	
2019	55,903,000	6.62%	428	2,420	14,675,000	70,578,000	8.36%	541	3,055	
2018	64,157,000	7.89%	487	2,752	15,606,000	79,763,000	9.81%	606	3,422	
2017	72,176,000	9.65%	545	3,092	16,516,000	88,692,000	11.14%	670	3,799	
2016	68,783,000	9.20%	521	2,905	17,400,000	86,183,000	11.52%	652	3,639	

Source: Rapides Parish Assessor's Office, Statement of Condition

**Rapides Parish School Board
 Direct and Overlapping Governmental Activities Debt
 As of June 30, 2025**

Table XIII

<u>Governmental Unit</u>	<u>Debt Outstanding</u>
Rapides Parish Police Jury	
Public Improvement	\$ 140,000
Road Districts	2,841,000
Fire Protection	1,653,000
General Obligation Bond, Rapides Parish Coliseum	<u>12,835,000</u>
Subtotal, overlapping debt	17,469,000
 Rapides Parish School Board	 ** 166,086,000
 Total Direct and Overlapping Debt	 <u>\$ 183,555,000</u>

Source: Statement of Condition Rapides Parish
 Rapides Parish Police Jury, Accounting Department

** Value based on calculations from Table XII.

Legal Debt Margin Calculation for Fiscal Year 2025

Assessed Value	\$ 1,362,216,356
Debt limit (35% of assessment value)	\$ 476,775,725
Debt applicable to limit	158,781,000
Legal debt margin	\$ 317,994,725

	Fiscal Year									
	2025	2024	2023	2022	2021	2020	2019	2018	2017	2016
Debt limit	\$ 476,775,725	\$ 456,533,985	\$ 437,463,794	\$ 421,391,242	\$ 374,020,452	\$ 391,831,158	\$ 377,734,986	\$ 365,809,108	\$ 342,713,089	\$ 324,672,502
Total net debt applicable to limit	158,781,000	165,958,000	111,699,000	42,437,000	46,131,000	50,999,000	55,903,000	64,157,000	72,176,000	68,783,000
Legal debt margin	\$ 317,994,725	\$ 290,575,985	\$ 325,764,794	\$ 378,954,242	\$ 327,889,452	\$ 340,832,158	\$ 321,831,986	\$ 301,652,108	\$ 270,537,089	\$ 255,889,502
Total net debt applicable to the limit as a percentage of debt limit	33.30%	36.35%	25.53%	10.07%	12.33%	13.02%	14.80%	17.54%	21.06%	21.19%

Source: Rapides Parish Assessor's Office, Statement of Condition Rapides Parish

**Rapides Parish School Board
Demographic Statistics
Last Ten Fiscal Years**

Table XV

<u>Year</u>	<u>Population (1)</u>	<u>Per Capita Income (2)</u>	<u>Public School Enrollment (3)</u>	<u>Unemployment Rate (4)</u>
2025	124,724	\$ 29,582	21,835	4.2%
2024	125,502	31,074	22,101	3.5%
2023	127,189	31,010	21,960	3.5%
2022	128,654	49,639	21,923	3.5%
2021	130,023	47,269	22,893	5.2%
2020	129,122	44,852	22,893	7.5%
2019	130,562	42,655	23,105	5.6%
2018	131,648	42,132	23,311	6.4%
2017	132,424	40,734	23,344	6.4%
2016	132,141	41,305	23,681	7.1%

Sources:

- (1) United States Census Bureau*
- (2) United States Census Bureau*
- (3) Student Information System (SIS) End of Year Report*
- (4) U.S. Bureau of Labor Statistics, U.S. Census Bureau, pulled October 2025*

**Rapides Parish School Board
Principal Employers
Current Year and Nine Years Ago**

Table XVI

Name of Employer	Type of Business	2025			2016		
		Approximate Number of Employees	Ranking	Percentage of Total Employment	Approximate Number of Employees	Ranking	Percentage of Total Employment
Rapides Parish School Board	Education	3,353	1	5.80%	3,169	1	5.72%
Rapides Regional Medical Center	Medical	1,338	2	2.31%	1,600	3	2.89%
Central Louisiana Electrical Co.	Electric Company	1,300	3	2.25%	1,206	7	2.18%
Christus St. Francis Cabrini Hospital	Medical	1,250	4	2.16%	1,500	4	2.71%
Boise Cascade	Industrial Mfg.	1,278	5	2.21%	-	-	-
Crest Industries	Electrical Equip	1,200	6	2.07%	732	9	1.32%
Roy O Martin Lumber	Forestry	1,100	7	1.90%	-	-	-
City of Alexandria	City Government	837	8	1.45%	872	8	1.57%
Procter & Gamble Co.	Consumer Goods	700	9	1.21%	-	-	-
Plastipak Packaging	Consumer Goods	355	10	0.61%	-	-	-
Wal-Mart Stores/Sam's Club	Retail	-	-	-	3,000	2	5.42%
Pinecrest State School	Medical	-	-	-	1,254	5	2.26%
Veterans Affairs Medical Center	Medical	-	-	-	1,216	6	2.20%
Rapides Parish Sheriff's Department	Law Enforcement	-	-	-	587	10	1.06%

Source: Louisiana-Central.com
(Note: Amounts are based on latest information submitted to Louisiana Central)

Rapides Parish School Board
 Full-time Equivalent (FTE) Employees
 Last Ten Fiscal Years
 June 30, 2016 through 2025

Table XVII

Functional Groupings	2025	2024	2023	2022	2021**	2020	2019	2018	2017	2016
A. Instructional:										
Supervising Instructors	-	-	-	-	-	-	-	-	-	-
Classroom Teachers - Regular Programs	1,263	1,266	1,223	1,229	1,182	1,182	1,154	1,188	1,153	1,174
Classroom Teachers - Special Education	300	290	285	283	292	292	316	310	321	314
Classroom Teachers - Vocational Education	72	63	53	56	44	44	53	37	30	35
Classroom Teachers - Other Instructional Programs	-	-	-	-	-	-	-	-	-	-
Classroom Teachers - Special Programs	137	130	129	133	72	72	74	71	72	75
Classroom Teachers - Adult/Continuing Ed. Programs	-	-	-	-	-	-	-	-	-	-
Classroom Teachers - ROTC Instructors	13	11	11	12	12	12	11	11	12	12
Total Classroom Teachers	1,785	1,760	1,701	1,713	1,602	1,602	1,608	1,617	1,588	1,610
Therapist/Specialist/Counselor - Instructional Programs	-	-	-	-	3	3	10	13	8	9
Sabbatical Leave - Instructional Programs	-	-	-	-	-	-	-	-	-	-
Total Certificated - Instructional Programs	1,785	1,760	1,701	1,713	1,605	1,605	1,618	1,630	1,596	1,619
B. Instructional Support:										
Supervisors - Instructional Support Functions	67	68	63	66	55	55	53	52	56	57
Librarians/Media-based Teachers/Staff Instructors - Instr. Spt.	39	36	38	37	38	38	35	36	36	30
Therapist/Specialist/Counselor - Instructional Support Functions	113	114	106	107	95	95	95	89	88	89
Sabbatical Leave - Instructional Support Functions	-	-	-	-	1	1	2	1	-	1
Total Certificated - Instructional Support	219	218	207	210	189	189	185	178	180	177
C. Support Services:										
Superintendents	1	1	1	1	1	1	1	1	1	1
Assistant/Associate/Deputy Superintendents	3	2	2	2	3	3	2	2	2	3
School Principals	47	48	49	48	47	47	50	54	49	50
School Assistant Principals	64	58	60	62	59	59	63	61	61	60
Other School Administrators	-	-	-	-	-	-	-	-	-	-
Non-Classroom Teachers - Support Services	-	-	-	-	-	-	-	-	-	-
Sabbatical Leave - Support Services	-	-	-	-	1	1	-	1	-	1
Total Certificated - Support Services	115	109	112	113	111	111	116	119	113	115
Total Certificated	2,119	2,087	2,020	2,036	1,905	1,905	1,919	1,927	1,889	1,911
A. Instructional:										
Aides - Instructional Programs	394	360	358	392	376	376	349	350	349	388
Total Non-Certificated - Instructional Programs	394	360	358	392	376	376	349	350	349	388
B. Instructional Support:										
Supervisors - Instructional Support Functions	-	-	-	-	-	-	-	-	-	-
Therapist/Specialist/Counselor - Instructional Support Functions	-	-	-	-	-	-	-	-	-	-
Clerical/Secretarial - Instructional Support Functions	25	27	25	26	23	23	26	27	27	27
Aides - Instructional Support Functions **	27	14	3	3	14	14	41	25	31	5
Service Worker - Instructional Support Functions	-	-	-	-	-	-	-	-	-	-
Skilled Craftsman - Instructional Support Functions	-	-	-	-	-	-	-	-	-	-
Degreed Professional - Instructional Support Functions	30	29	28	26	25	25	25	22	20	20
Other Personnel - Instructional Support Functions	15	14	16	17	19	19	12	16	18	7
Total Non-Certificated - Instructional Support	97	84	72	72	81	81	104	90	96	59
C. Support Services:										
Supervisors/Managers/Administrators - Support Services	66	75	69	61	63	63	61	64	62	62
Clerical/Secretarial - Support Services	103	103	100	103	105	105	100	100	102	102
Aides - Support Services	49	45	41	44	40	40	34	31	32	33
Service Worker - Support Services	444	533	502	508	535	535	532	534	537	552
Skilled Craftsman - Support Services	36	34	32	33	32	32	32	32	32	32
Degreed Professional - Support Services	-	8	8	8	7	7	8	7	8	7
Other Personnel - Support Services	36	25	24	23	22	22	22	23	23	23
Total Non-Certificated - Support Services	734	823	776	780	804	804	789	791	796	811
Total Non-Certificated	1,225	1,267	1,206	1,244	1,261	1,261	1,242	1,231	1,241	1,258
Total Regular Employees (Certificated and Non-Certificated)	3,344	3,354	3,226	3,280	3,166	3,166	3,161	3,158	3,130	3,169
School Board Members	9	9	9	9	9	9	9	9	9	9
Total Other Reported Personnel	9	9	9	9	9	9	9	9	9	9
Grand Total	3,353	3,363	3,235	3,289	3,175	3,175	3,170	3,167	3,139	3,178

Source: Louisiana Department of Education PEP Report - October 2024

** Note: 2020 figures used due to delay from the state reporting

Rapides Parish School Board
 Operating Statistics
 Last Ten Fiscal Years

Table XVIII

Fiscal Year	Enrollment	Operating Expenditures	Cost per Pupil*		Percentage Change	Expenses	Cost per Pupil*		Percentage Change	Teaching Staff **	Pupil-Teacher Ratio	Percentage of Students Receiving	
			Operating Expenditures	Cost per Pupil*			Expenses	Cost per Pupil*				Free or Reduced Lunch	
2025	21,835	\$ 364,029,026	\$ 16,672	\$ 15,141	-3.74%	\$ 330,603,643	\$ 15,141	-4.72%	3,353	6.51	75.09%		
2024	22,101	382,250,826	17,296	15,855	13.14%	350,418,671	15,855	4.85%	3,363	6.57	72.19%		
2023	21,960	329,892,807	15,022	15,087	6.25%	331,304,519	15,087	13.63%	3,226	6.81	69.72%		
2022	21,923	308,739,061	14,083	13,030	7.22%	285,660,553	13,030	-6.59%	3,289	6.67	68.81%		
2021	22,372	292,314,546	13,066	13,889	14.05%	310,729,377	13,889	13.80%	3,175	7.05	52.10%		
2020	22,893	257,082,167	11,230	11,973	1.50%	274,090,669	11,973	10.99%	3,175	7.21	61.42%		
2019	23,105	255,578,509	11,062	10,657	3.62%	246,225,834	10,657	3.40%	3,161	7.31	66.27%		
2018	23,311	248,525,543	10,661	10,294	2.95%	239,974,543	10,294	-6.77%	3,158	7.38	66.70%		
2017	23,344	241,539,068	10,347	10,991	5.68%	256,575,523	10,991	8.32%	3,130	7.46	65.24%		
2016	23,681	231,110,234	9,759	10,076	100.00%	238,617,083	10,076	100.00%	3,169	7.47	65.87%		

Source: Louisiana Department of Education PEP and SIS Reports
 Rapides Parish School Board, ACFR Exhibit B & E and Statement J-2: June 30, 2025, 2024, 2023, 2022, 2021, 2020, 2019, 2018, 2017, and 2016

*Nonfinancial information from district records

**Teaching Staff totals used from 2019-2020 school year for 2021 due to delays with the state

**Rapides Parish School Board
Teacher Base Salaries
Last Ten Fiscal Years**

Table XIX

<i>Fiscal Year</i>	<i>Minimum Salary*</i>	<i>Maximum Salary*</i>	<i>Rapides Parish Average Salary**</i>	<i>Statewide Average Salary**</i>
2025	\$ 44,522	\$ 58,628	\$ 56,482	\$ 59,451
2024	44,522	58,628	51,301	58,229
2023	42,810	56,373	55,407	57,852
2022	42,810	54,873	49,639	52,187
2021	40,510	54,073	52,718	52,532
2020	40,510 ***	54,073 ***	51,612	51,566
2019	39,510	53,073	49,951	50,288
2018	39,510	53,073	49,373	50,359
2017	39,510	53,073	47,458	48,441
2016	36,415	48,915	43,453	48,462

Sources:

* District records

** State Department of Education

*** 10 Month Teacher Salary used for 2020 report. Corrected to the 9 month schedule.

**Rapides Parish School Board
School Building Information
Last Ten Fiscal Years**

**Table XX
(continued)**

School		2025**	2024**	2023**	2022**	2021**	2020**	2019**	2018**	2017**	2016**
Acadian Elementary	Square feet	50,584	50,584	50,584	50,584	50,584	50,584	50,584	50,584	50,584	50,584
	Capacity	400	400	400	400	400	400	400	400	400	400
	Enrollment	274	284	305	305	256	266	228	300	304	283
Alexandria Middle Magnet	Square feet	122,336	122,336	122,336	122,336	122,336	122,336	122,336	122,336	122,336	122,336
	Capacity	800	800	800	800	800	800	800	800	800	800
	Enrollment	462	574	567	499	350	371	343	529	543	432
Alexandria Sr High	Square feet	205,500	205,500	205,500	205,500	205,500	205,500	205,500	205,500	205,500	203,000
	Capacity	1,500	1,500	1,500	1,500	1,500	1,500	1,500	1,500	1,500	1,500
	Enrollment	1,462	1,450	1,383	1,319	1,316	1,320	1,333	1,291	1,317	1,341
Alma Redwine Elementary	Square feet	50,777	50,777	50,777	50,777	50,777	50,777	50,777	50,777	50,777	50,777
	Capacity	500	500	500	500	500	500	500	500	500	500
	Enrollment	224	214	226	211	239	264	281	201	245	264
Arthur F Smith Middle	Square feet	102,673	102,673	102,673	102,673	102,673	102,673	102,673	102,673	102,673	102,673
	Capacity	900	900	900	900	900	900	900	900	900	900
	Enrollment	361	397	394	430	321	314	314	512	526	498
Ball Elementary	Square feet	57,110	57,110	57,110	57,110	57,110	57,110	57,150	57,150	57,150	56,562
	Capacity	500	500	500	500	500	500	500	500	500	500
	Enrollment	385	421	386	380	403	424	392	376	313	320
Bolton Academy (FY2025 Bolton High was converted to an Academy type institution)											
Bolton Academy (FY2025 Bolton High was converted to an Academy type institution)	Square feet	222,447	222,447	222,447	222,447	222,447	222,447	222,447	222,447	222,447	222,447
	Capacity	1,400	1,400	1,400	1,400	1,400	1,400	1,400	1,400	1,400	1,400
	Enrollment	365	464	556	534	593	638	631	600	544	514
Brame Middle School	Square feet	117,996	117,996	117,996	117,996	117,996	117,996	117,996	117,996	117,996	117,996
	Capacity	1,000	1,000	1,000	1,000	1,000	1,000	1,000	1,000	1,000	1,000
	Enrollment	702	765	752	745	786	809	846	852	821	888
Buckeye Elementary	Square feet	63,739	63,739	63,739	63,739	63,739	63,739	63,739	63,739	63,739	63,739
	Capacity	500	500	500	500	500	500	500	500	500	500
	Enrollment	427	443	458	467	486	498	482	443	445	486
Buckeye High School	Square feet	193,117	193,117	193,117	193,117	193,117	193,117	193,117	193,117	193,117	193,117
	Capacity	1,400	1,400	1,400	1,400	1,400	1,400	1,400	1,400	1,400	1,400
	Enrollment	883	913	919	931	973	991	1,013	1,056	1,107	1,120
C C Raymond Jr High	Square feet	61,737	61,737	61,737	61,737	61,737	61,737	61,737	61,737	61,737	61,737
	Capacity	400	400	400	400	400	400	400	400	400	400
	Enrollment	154	159	180	179	173	152	172	171	135	130
Caroline Dorman Jr High	Square feet	52,962	52,962	52,962	52,962	52,962	52,962	52,962	52,962	52,962	52,242
	Capacity	350	350	350	350	350	350	350	350	350	350
	Enrollment	360	384	401	404	419	379	355	367	351	336
Cherokee Elementary	Square feet	77,245	77,245	77,245	77,245	77,245	77,245	77,245	77,245	77,245	77,245
	Capacity	700	700	700	700	700	700	700	700	700	700
	Enrollment	547	577	549	562	532	569	562	563	590	676
D F Huddle Elementary	Square feet	47,158	47,158	47,158	47,158	47,158	47,158	47,158	47,158	47,158	47,158
	Capacity	400	400	400	400	400	400	400	400	400	400
	Enrollment	412	375	416	466	283	242	257	286	303	325
Forest Hill Elementary (FY2022 Forest Hill Elem was approved to add Grades 6 - 8 with Elem, and was renamed into Forest Hill Junior High)											
Forest Hill Elementary (FY2022 Forest Hill Elem was approved to add Grades 6 - 8 with Elem, and was renamed into Forest Hill Junior High)	Square feet	43,238	43,238	43,238	43,238	43,238	43,238	43,238	43,238	43,238	43,238
	Capacity	600	600	600	600	600	600	600	600	600	600
	Enrollment	-	-	-	-	493	485	481	484	463	414
Forest Hill Junior High (FY2022 Forest Hill Elem was approved to add Grades 6 - 8 with Elem, and was renamed into Forest Hill Junior High)											
Forest Hill Junior High (FY2022 Forest Hill Elem was approved to add Grades 6 - 8 with Elem, and was renamed into Forest Hill Junior High)	Square feet	43,238	43,238	43,238	43,238	43,238	43,238	43,238	43,238	43,238	43,238
	Capacity	600	600	600	600	600	600	600	600	600	600
	Enrollment	498	501	474	485	493	485	481	484	463	414
Glenmora High School (FY2015 Glenmora Elem & High were combined into one location)											
Glenmora High School (FY2015 Glenmora Elem & High were combined into one location)	Square feet	63,308	63,308	63,308	63,308	63,308	63,308	63,308	63,308	63,308	63,308
	Capacity	1,050	1,050	1,050	1,050	1,050	1,050	1,050	1,050	1,050	1,050
	Enrollment	673	670	621	634	630	669	693	675	625	644
H R Lawrence	Square feet	51,762	51,762	51,762	51,762	51,762	51,762	51,762	51,762	51,762	51,762
	Capacity	450	450	450	450	450	450	450	450	450	450
	Enrollment	380	387	373	358	356	360	368	360	361	370
Horseshoe Drive Elementary	Square feet	53,160	53,160	53,160	53,160	53,160	53,160	53,160	53,160	53,160	53,160
	Capacity	450	450	450	450	450	450	450	450	450	450
	Enrollment	249	279	287	303	318	365	346	284	245	178

**Rapides Parish School Board
School Building Information
Last Ten Fiscal Years**

**Table XX
(continued)**

School	2025**	2024**	2023**	2022**	2021**	2020**	2019**	2018**	2017**	2016**
J I Barron Elementary										
Square feet	132,461	132,461	132,461	132,461	132,461	132,461	132,461	132,461	132,461	132,461
Capacity	1,150	1,150	1,150	1,150	1,150	1,150	1,150	1,150	1,150	1,150
Enrollment	918	935	938	930	941	991	978	970	930	944
J S Slocum Elementary / Rapides Training Academy										
Square feet	SOLD	SOLD	SOLD	SOLD	SOLD	SOLD	51,784	51,784	51,784	51,784
Capacity	IN 2020	IN 2020	IN 2020	IN 2020	IN 2020	IN 2020	Not in report	Not in report	Not in report	Not in report
Enrollment	-	-	-	-	-	-	74	67	72	68
Julius Patrick Elementary (Closed in FY2022)										
Square feet	34,682	34,682	34,682	34,682	34,682	34,682	34,682	34,682	34,682	34,682
Capacity	CLOSED	CLOSED	CLOSED	CLOSED	350	350	350	350	350	350
Enrollment	IN 2022	IN 2022	IN 2022	IN 2022	164	153	187	260	260	221
Julius Patrick Headstart										
Square feet	34,682	-	-	-	-	-	-	-	-	-
Capacity	350	-	-	-	-	-	-	-	-	-
Enrollment	123	-	-	-	-	-	-	-	-	-
LS Rugg Elementary										
Square feet	71,753	71,753	71,753	71,753	71,753	71,753	71,753	71,753	71,753	71,753
Capacity	450	450	450	450	450	450	450	450	450	450
Enrollment	381	368	398	438	237	281	308	266	262	309
Lessie Moore										
Square feet	63,051	63,051	63,051	63,051	63,051	63,051	63,051	63,051	63,051	63,051
Capacity	550	550	550	550	550	550	550	550	550	550
Enrollment	386	377	399	404	443	553	330	332	355	408
Mabel Brasher Elementary										
Square feet	49,655	49,655	49,655	49,655	49,655	49,655	49,655	49,655	49,655	49,655
Capacity	600	600	600	600	600	600	600	600	600	600
Enrollment	509	520	410	367	369	343	330	285	302	384
Martin Park Elementary										
Square feet	53,414	53,414	53,414	53,414	53,414	53,414	53,414	53,414	53,414	53,414
Capacity	450	450	450	450	450	450	450	450	450	450
Enrollment	292	233	260	239	309	330	412	283	310	343
Mary Goff Elementary										
Square feet	57,936	57,936	57,936	57,936	57,936	57,936	57,936	57,936	57,936	57,936
Capacity	450	450	450	450	450	450	450	450	450	450
Enrollment	364	364	345	334	355	351	363	362	361	322
Nachman Elementary										
Square feet	68,782	68,782	68,782	68,782	68,782	68,782	68,782	68,782	68,782	68,782
Capacity	700	700	700	700	700	700	700	700	700	700
Enrollment	568	566	525	556	525	561	582	587	578	660
North Bayou Elementary (Closed in FY2022)										
Square feet	44,065	44,065	44,065	44,065	44,065	44,065	44,065	44,065	44,065	44,065
Capacity	CLOSED	CLOSED	CLOSED	CLOSED	450	450	450	450	450	450
Enrollment	IN 2022	IN 2022	IN 2022	IN 2022	439	420	409	391	342	308
Northwood High School										
Square feet	137,791	137,791	137,791	137,791	137,791	137,791	137,791	137,791	137,791	137,791
Capacity	1,350	1,350	1,350	1,350	1,350	1,350	1,350	1,350	1,350	1,350
Enrollment	616	620	580	618	647	648	683	696	705	732
Oak Hill Elem & High School										
Square feet	115,281	115,281	115,281	115,281	115,281	115,281	115,281	115,281	115,281	115,281
Capacity	1,050	1,050	1,050	1,050	1,050	1,050	1,050	1,050	1,050	1,050
Enrollment	719	709	724	740	728	757	744	767	757	812
Paradise Elementary										
Square feet	65,009	65,009	65,009	65,009	65,009	65,009	65,009	65,009	65,009	65,009
Capacity	600	600	600	600	600	600	600	600	600	600
Enrollment	387	366	369	369	359	374	369	487	518	560
Peabody Magnet High										
Square feet	251,039	251,039	251,039	251,039	251,039	251,039	251,039	251,039	251,039	251,039
Capacity	1,450	1,450	1,450	1,450	1,450	1,450	1,450	1,450	1,450	1,450
Enrollment	1,044	719	684	729	706	695	692	614	555	524
Peabody Montessori Elementary										
Square feet	50,623	50,623	50,623	50,623	50,623	50,623	50,623	50,623	50,623	50,623
Capacity	500	500	500	500	500	500	500	500	500	500
Enrollment	460	464	470	467	452	448	464	464	460	440
Phoenix Magnet Elementary										
Square feet	73,233	73,233	73,233	73,233	73,233	73,233	73,233	73,233	73,233	73,233
Capacity	700	700	700	700	700	700	700	700	700	700
Enrollment	312	310	329	369	432	465	501	510	573	564
Pineville Elementary										
Square feet	55,270	55,270	55,270	55,270	55,270	55,270	55,270	55,270	55,270	55,270
Capacity	550	550	550	550	550	550	550	550	550	550
Enrollment	256	266	246	275	264	286	298	331	371	302
Pineville High School										
Square feet	268,918	268,918	268,918	268,918	268,918	268,918	268,918	268,918	268,918	268,918
Capacity	1,600	1,600	1,600	1,600	1,600	1,600	1,600	1,600	1,600	1,600
Enrollment	1,221	1,251	1,276	1,297	1,354	1,395	1,371	1,366	1,346	1,387

**Rapides Parish School Board
School Building Information
Last Ten Fiscal Years**

**Table XX
(concluded)**

School		2025**	2024**	2023**	2022**	2021**	2020**	2019**	2018**	2017**	2016**
Pineville Jr High	Square feet	121,002	121,002	121,002	121,002	121,002	121,002	121,002	121,002	121,002	121,002
	Capacity	800	800	800	800	800	800	800	800	800	800
	Enrollment	522	555	580	550	598	619	603	615	593	639
Plainview High School	Square feet	56,578	56,578	56,578	56,578	56,578	56,578	56,578	56,578	56,578	56,578
	Capacity	560	560	560	560	560	560	560	560	560	560
	Enrollment	316	320	278	261	256	279	277	286	281	289
Poland Jr High	Square feet	60,147	60,147	60,147	60,147	60,147	60,147	60,147	60,147	60,147	60,147
	Capacity	500	500	500	500	500	500	500	500	500	500
	Enrollment	329	331	341	344	335	376	388	390	392	392
RTA FY2020/Hadnot/Hayes Elementary (E C Hayes)	Square feet	50,963	50,963	50,963	50,963	50,963	50,963	50,963	50,963	50,963	50,963
	Capacity	400	400	400	400	400	400	400	400	400	400
	Enrollment	75	66	61	68	76	79	74	188	189	198
Rapides High School	Square feet	78,083	78,083	78,083	78,083	78,083	78,083	78,083	78,083	78,083	78,083
	Capacity	550	550	550	550	550	550	550	550	550	550
	Enrollment	243	250	244	211	216	237	276	286	319	354
Rosenthal Elementary	Square feet	44,156	44,156	44,156	44,156	44,156	44,156	44,156	44,156	44,156	44,156
	Capacity	450	450	450	450	450	450	450	450	450	450
	Enrollment	371	384	368	365	401	402	396	383	385	363
Ruby Wise Elementary	Square feet	53,722	53,722	53,722	53,722	53,722	53,722	53,722	53,722	53,722	53,722
	Capacity	450	450	450	450	450	450	450	450	450	450
	Enrollment	400	418	422	414	399	412	412	424	412	377
Tioga Elementary	Square feet	70,887	70,887	70,887	70,887	70,887	70,887	70,887	70,887	70,887	57,946
	Capacity	650	650	650	650	650	650	650	650	650	650
	Enrollment	482	496	490	503	539	534	542	590	627	652
Tioga High School	Square feet	192,606	192,606	192,606	192,606	192,606	192,606	192,606	192,606	192,606	176,271
	Capacity	1,300	1,300	1,300	1,300	1,300	1,300	1,300	1,300	1,300	1,300
	Enrollment	857	894	866	919	956	902	952	982	958	987
Tioga Jr High	Square feet	109,639	109,639	109,639	109,639	109,639	109,639	109,639	109,639	109,639	109,639
	Capacity	700	700	700	700	700	700	700	700	700	700
	Enrollment	412	448	541	544	539	573	558	530	576	595
W O Hall (Closed in FY2022; Reopened in FY2025)	Square feet	42,194	42,194	42,194	42,194	42,194	42,194	42,194	42,194	42,194	42,194
	Capacity	350	CLOSED	CLOSED	CLOSED	350	350	350	350	350	350
	Enrollment	154	IN 2022	IN 2022	IN 2022	142	182	180	170	190	194
Jackson Head Start (Closed in FY2025)	Square feet	34,682	34,682	34,682	34,682	-	-	-	-	-	-
	Capacity	236	236	236	236	-	-	-	-	-	-
	Enrollment	-	161	141	70	-	-	-	-	-	-
Lee Head Start (Closed in FY2025)	Square feet	42,194	42,194	42,194	42,194	-	-	-	-	-	-
	Capacity	369	369	369	369	-	-	-	-	-	-
	Enrollment	-	141	101	58	-	-	-	-	-	-
McKeithen Head Start	Square feet	30,982	30,982	30,982	30,982	-	-	-	-	-	-
	Capacity	167	167	167	167	-	-	-	-	-	-
	Enrollment	104	133	143	152	-	-	-	-	-	-
The Pines Headstart	Square feet	8,500	8,500	8,500	-	-	-	-	-	-	-
	Capacity	125	125	125	-	-	-	-	-	-	-
	Enrollment	67	74	68	-	-	-	-	-	-	-
RAAAVL (FY2020) Lead Center/Food Service (Walter Hadnot Elementary) (Martin Park Location FY2013 and FY2014)	Square feet	43,184	43,184	43,184	43,184	43,184	43,184	43,184	43,184	43,184	43,184
	Capacity	378	378	378	378	-	-	-	-	-	-
	Enrollment	129	105	116	116	-	-	-	-	-	-

** Includes covered walkways and portables
Source: FY2024-2025 Enrollments by site by grade (MFP or Total Enrollments)
FY2024-2025 Enrollments by LEA (MFP or Total Enrollments)