

Superintendent's Report

Strategic Priority Update

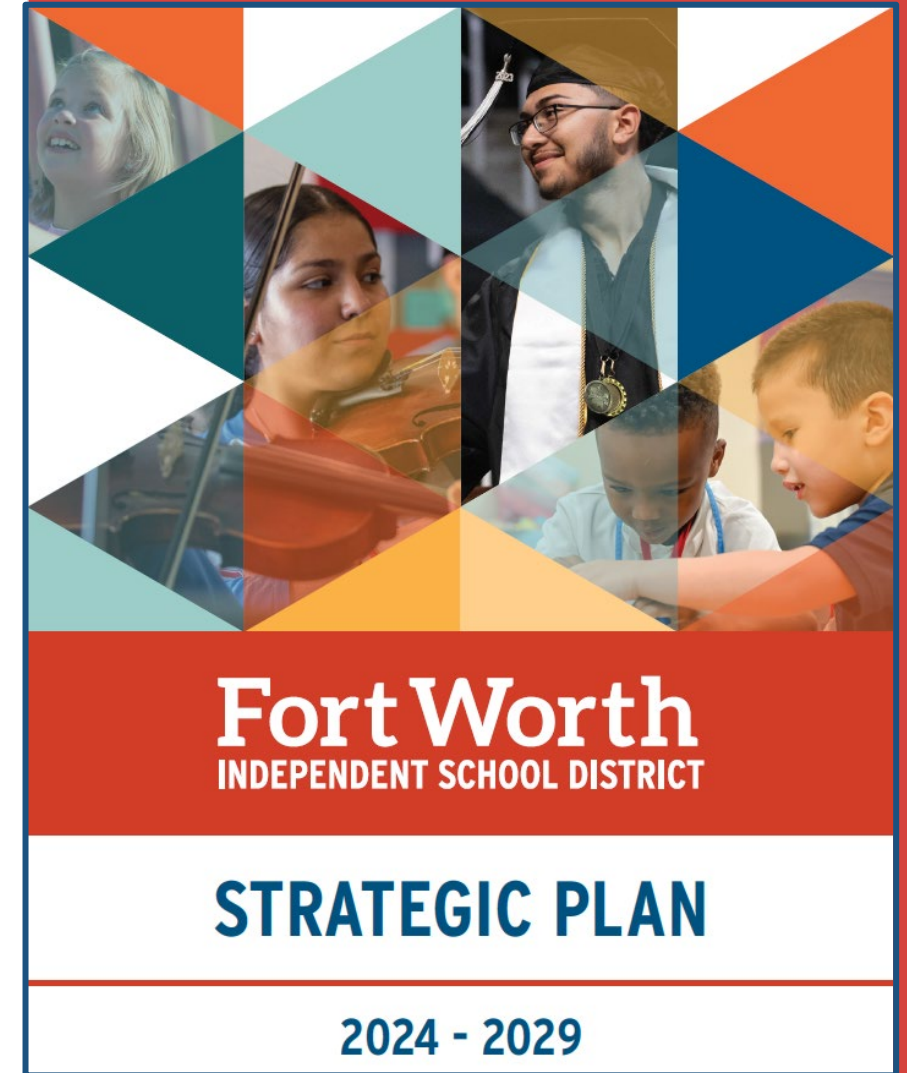
Dr. Karen C. Molinar, Superintendent
Tuesday, February 24, 2026



Strategic Priority 2 Student and Family Engagement

Student Discipline: Reduce disproportionality (inequality) in identification of African American students in discipline reports to be representative of FWISD population.

Goal 2.1: Increase student participation rates for Athletics, Fine Arts and JROTC programs.



Student Discipline Disproportionality

Reduce disproportionality (inequality) in identification of African American (AA) students in discipline reports to be representative of FWISD population.

Differential (Points) of African American Students in Discipline Reports

2025 End of Year Actual	As of 3rd Six Weeks	2026 Target
16 Points	15 Points	12 Points

African American (AA) Students Enrollment & Referrals

Metric	Value
AA Enrollment Count	15,497 (20%)
AA Referrals Count	6,017 (35%)

Strategic Plan Goals were revised in December 2025 to align with Lone Star Governance, the District will continue to monitor discipline as a student engagement progress measure.



2 Student & Family Engagement

Student Participation Rates

Increase student participation rates for Athletics, Fine Arts, and JROTC programs.

Athletics, Fine Arts, and JROTC Enrollment

Date	Fine Arts	Athletics & PE	Junior Cadet Corps (JCC)	JROTC
Baseline Sept 2025	53,746 Students	43,032 Students	1,614 Students	1,687 Students
Current Feb 2026	49,455 Students	47,549 Students	1,646 Students	1,661 Students

Data Source: Student Information System Course Enrollment; Values include students across all grade levels; PE reflects students enrolled in courses coded with a Credit Code of PE or a StateCourseID of 84200XXX, which includes PE/Athletics courses offered for Local Credit.

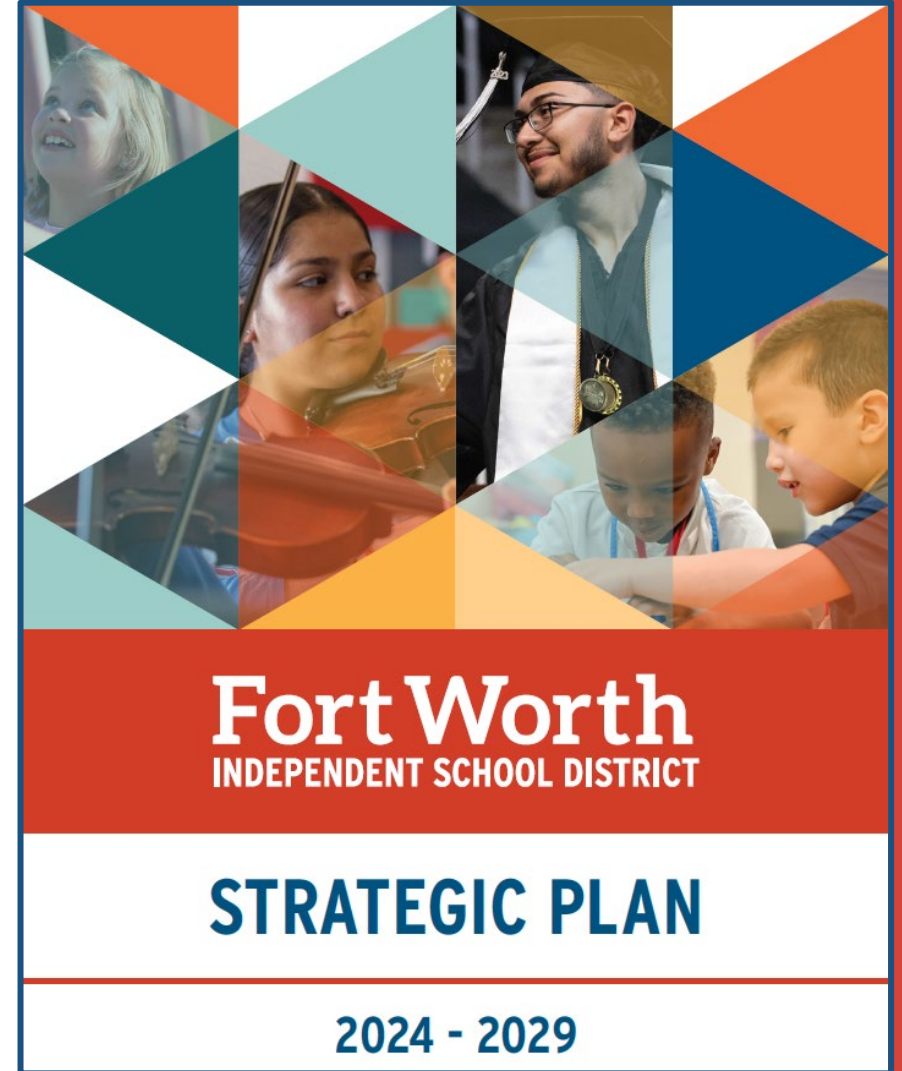


2 Student & Family Engagement

Strategic Priority 2 Student and Family Engagement

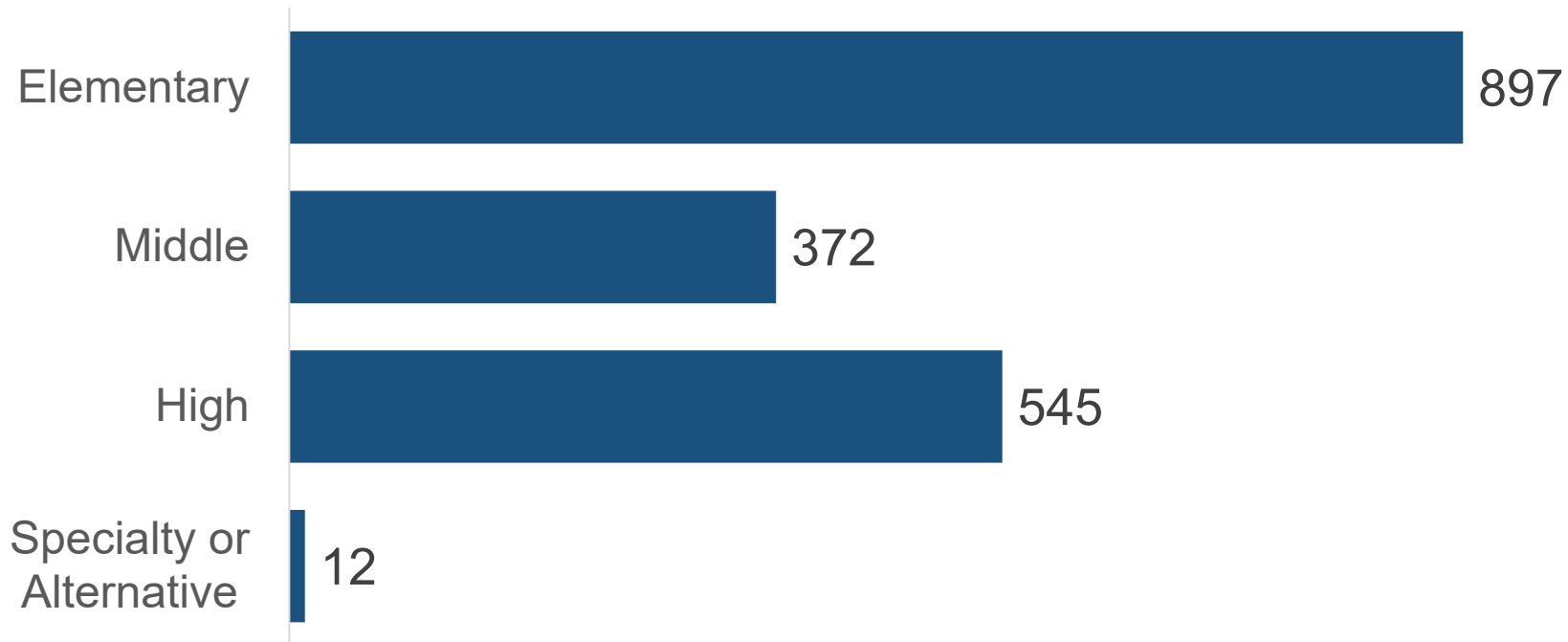
Goal 2.6 Improve parent perceptions based on school improvement survey.

District surveys were open from December 16 to February 1. The family survey was designed to gather key feedback to monitor our strategic plan goal. The survey was anonymous and available multiple languages.



Family Engagement Survey Results

Response Count by Level



1,826
Total Responses

Total response count is high enough for data validity, reliability and projectability for District level results

Strategic Plan Fall Baselines



2 Student & Family Engagement

Strategic Priority 2 Goals	Data Source	Baseline
2.1 Increase student participation rates for Athletics, <u>Fine Arts</u> and JROTC programs.	Student Information System Course Enrollment <u>Fine Arts</u>	53,746 students
2.2 Increase student participation rates for after school and community partnership programs.	Fort Worth After School As of October 30, 2025	3,048 students
2.3 Reduce the percent of students who are chronically absent (absent more that 10% of the school year).	Student Information System	17.08% October 31
2.4 Increase Parent Portal usage.	Student Information System Count of active students having enabled parent portal accounts	50,000 students
2.5 Increase the percentage schools with PTA / PTO organizations to improve family engagement with our schools.	Parent Partnerships	91 PTA / PTO
2.6 Improve parent perceptions based on school improvement survey.	District Survey Launch December 2025	83% Somewhat or Extremely Satisfied

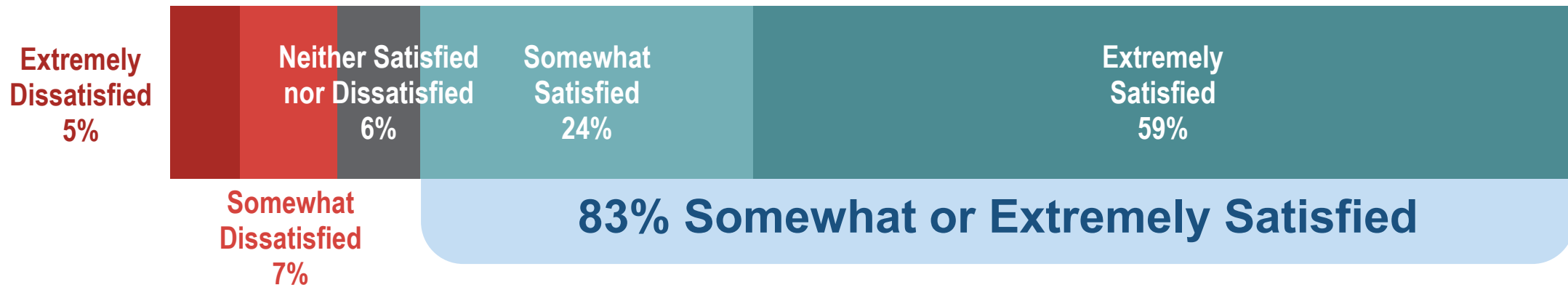
Fort Worth ISD Family Engagement Survey Results

4.3

Average Overall
School Satisfaction

Overall, how satisfied are you with your child's school?

Scale: 1 Extremely Dissatisfied to 5 Extremely Satisfied



Average is calculated out of 5, with higher scores as more positive.

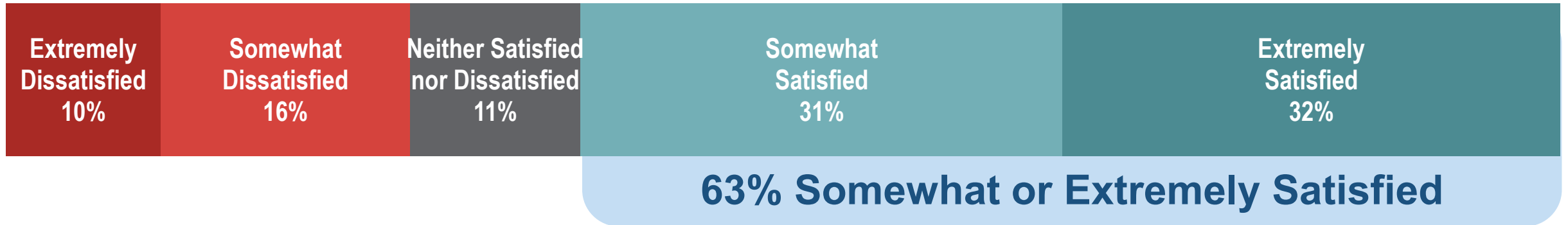
Fort Worth ISD Family Engagement Survey Results

3.6

Average Overall
District Satisfaction

Overall, how satisfied are you with the school district?

Scale: 1 Extremely Dissatisfied to 5 Extremely Satisfied



Average is calculated out of 5, with higher scores as more positive.

Fort Worth ISD Family Engagement Survey Results

40

Net Promoter Score

On a scale from 0 (Not at all likely) to 10 (Extremely likely), how likely are you to recommend your child's school to a friend or family member?



Net Promoter Score (NPS) is the gold standard of customer experience metrics. It measures customer loyalty by looking at their likelihood of recommending.

Promoters respond with a score of 9 or 10 and are typically loyal and enthusiastic.

Passives respond with a score of 7 or 8. They are satisfied but not happy enough to be considered promoters.

Detractors respond with a score of 0 to 6. These are unhappy stakeholders who may even discourage others.

Fort Worth ISD Family Engagement Survey Results

40

Net Promoter Score

How is Net Promoter Score calculated?

Subtract the percentage of Detractors (20%) from the percentage of Promoters (60%).

$$\text{😊} \% - \text{😡} \% = \text{NPS}$$

To See More Survey Results Visit:

<https://bit.ly/4axUfmE>

What is a Good Net Promoter Score?

Creators of NPS, Bain & Company, suggest a score:

Above 0 is good

Above 20 is favorable

Above 50 is excellent

Above 80 is world class

Pre-K and New Student Pre-Registration

Step 1: February 2 – March 31

The pre-registration form will be available for families to complete for all Pre-K and students that are new to Fort Worth ISD.

Step 2: April 1

Begin Enrollment in Parent Portal

Step 3: August 1

Back-to-School Forms



2 Student
& Family
Engagement

Current Students

We got you covered!

Current students will be rolled over to their current school or to their new campus.

Skip to Step 3: August 1

Back-to-School Forms



Fort Worth

INDEPENDENT SCHOOL DISTRICT

MISSION

*Preparing ALL students for success
in college, career, and community leadership.*