Kenyon College

DualEnroll.com

Returning Students

If you've forgotten your user name or password, we have you covered. You can retrieve your user name and/or reset your password using the link on the login screen. You can also enter a Help Desk ticket by clicking the red Help Desk button in the upper right corner of the screen.

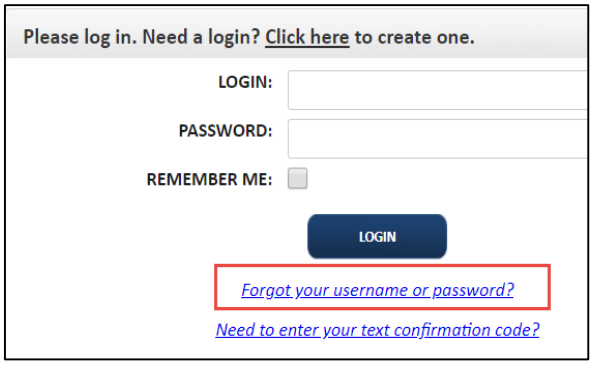

Once logged in, click on the **Courses** tab to review the course list.

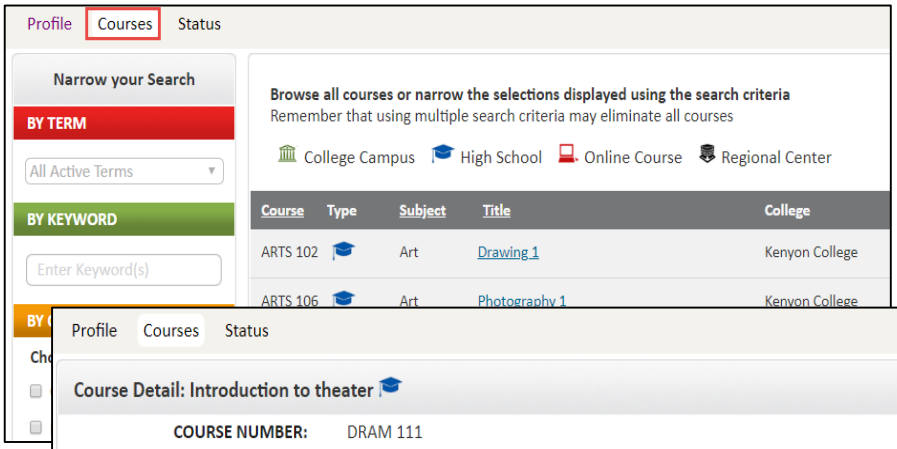

The Course Finder shows you which Kenyon College courses are being offered. Use any of the filtering options on the left to narrow down your search. **Click on the course name** to see the detailed course description.

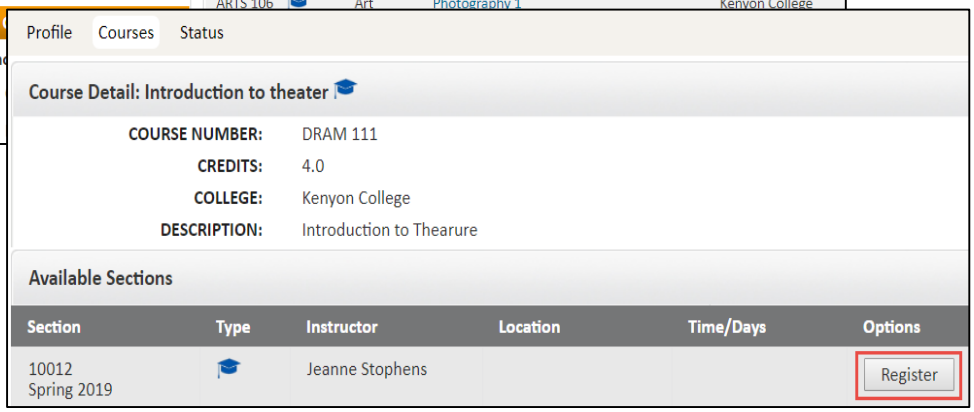

If you want to think about a course, you can **Save Course** and come back to it later. When you've made a selection, click **Register** for the specific section you want to take.

NOTE: Saving a course does NOT result in a registration. You must click REGISTER to register for a course.

Provide Teacher Recommendation Email.
Kenyon requires a recommendation from someone who previously taught you in a related course. Click on the blue **Provide Teacher Recommendation Email link** and **select a teacher from the drop down menu**. Click **COMPLETE STEP**.

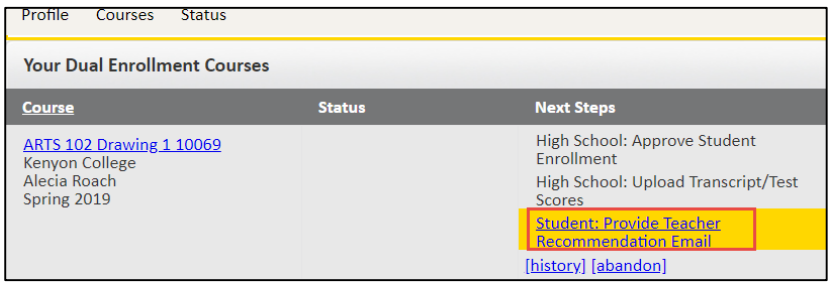

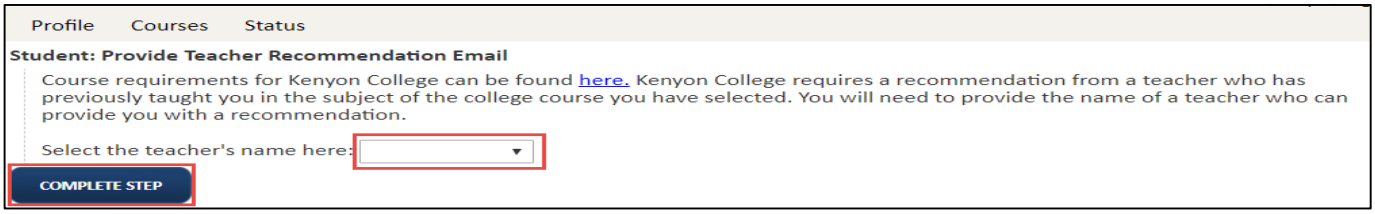

That's it! You can go back to the **Courses** tab and repeat the process if you want to take more than one course. Otherwise, your registration is now being processed. Come back to the **Status** tab any time for an update.

Welcome to Kenyon College!