Kenyon College

DualEnroll.com

Welcome to the dual enrollment program at Kenyon College! Kenyon provides a convenient online registration process using DualEnroll.com. Here's how to register for your Kenyon College course(s).

First Time Students-Create an Account

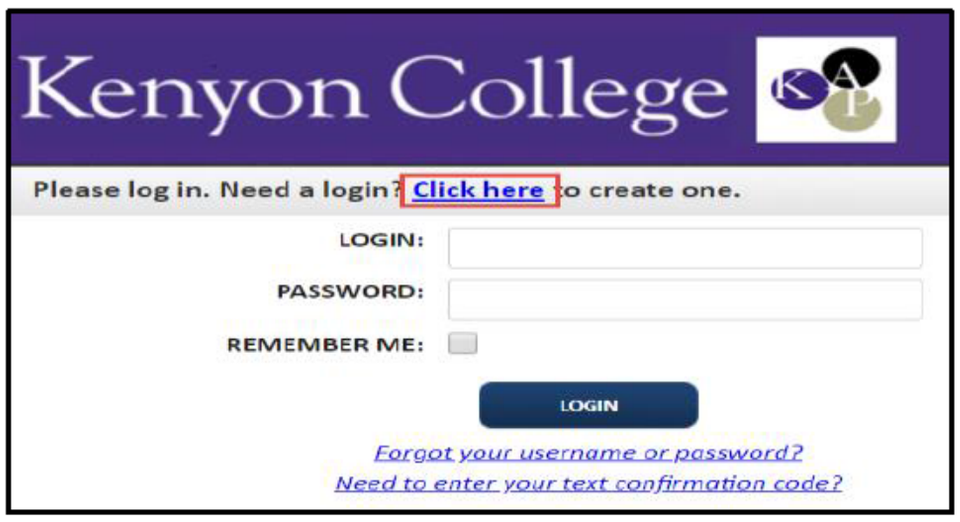

You can register by computer or right on your smart phone by entering **https://Kenyon.dualenroll.com/login** and using the link to create a new account.

Provide some basic information to create your account.

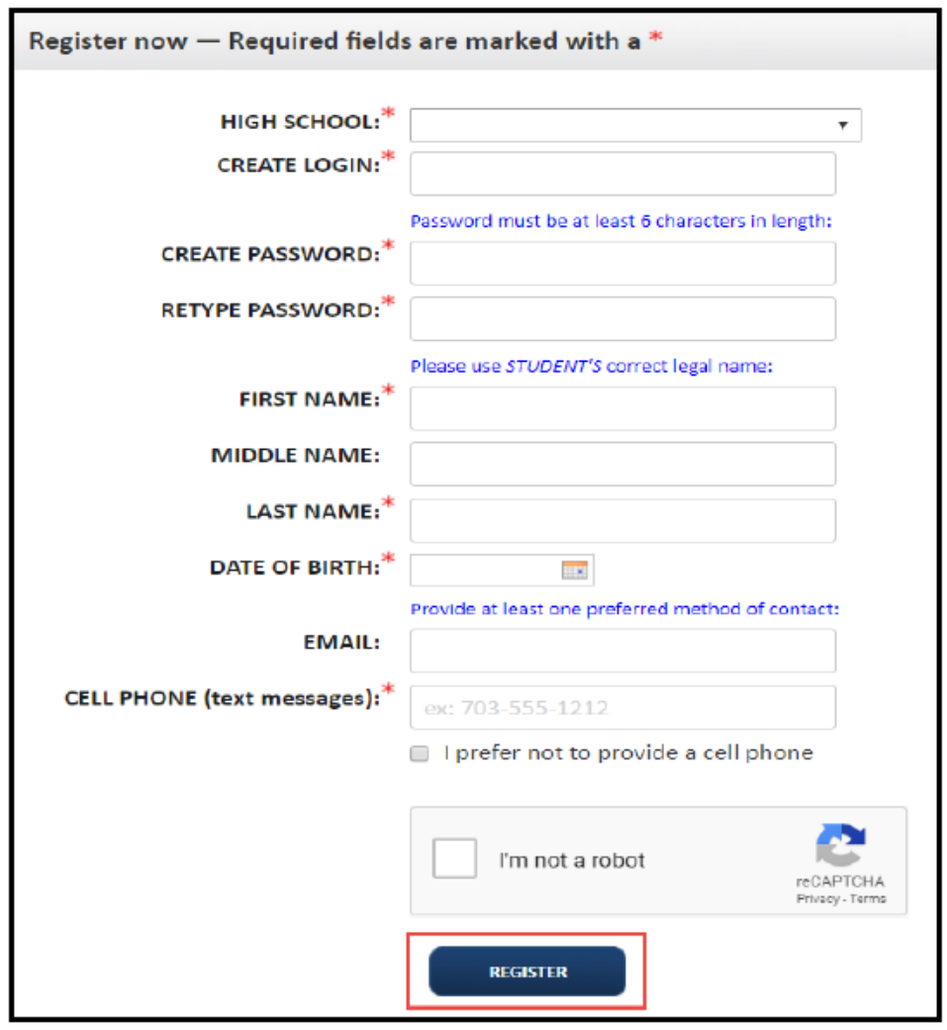

Cell phones are the best way to confirm your account and get updates during the registration process, but email will also work. Once you click **Register** you'll get either a text message with an activation code or an email with a link to confirm your account. You have to confirm your account before you can proceed. ***Be sure to check your junk/spam box if using email to create your account***

Kenyon College has a four-step Dual Enrollment pre-registration process.

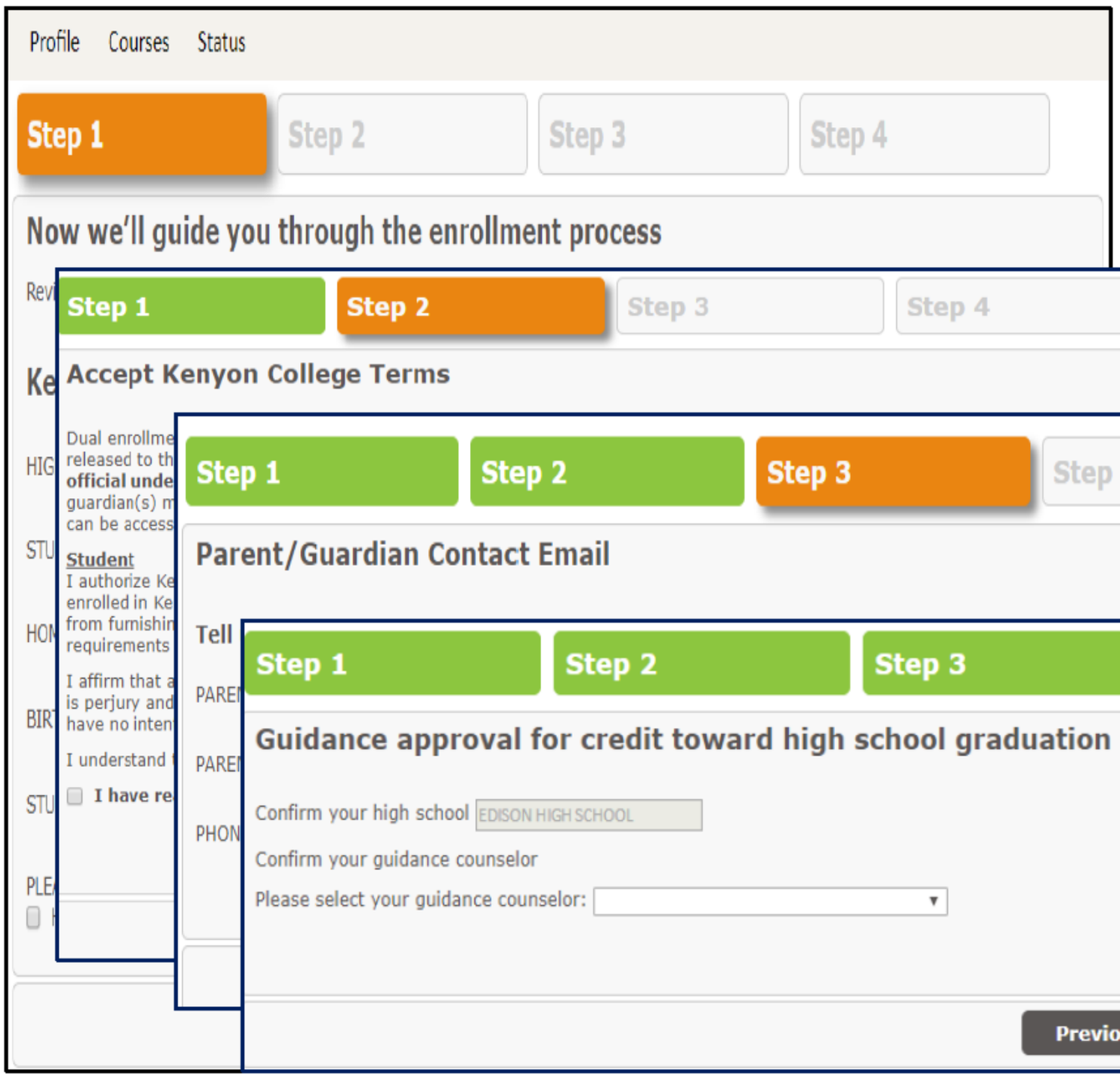

Step 1) Kenyon College enrollment application. All fields with an asterisk are required. Click on **NEXT** when complete.

Step 2) Accept Kenyon's terms.

Step 3) Parent/Guardian Contact information. Provide email and home address.

Step 4) Guidance approval for credit toward HS graduation. Select your guidance counselor from the dropdown list. If you're not sure you can Choose 'I don't know' or 'not list'. Click **Finish**.

Your account is now ready for use and you can begin choosing courses. Next time you log in, you'll skip all this and go straight to the course finder.