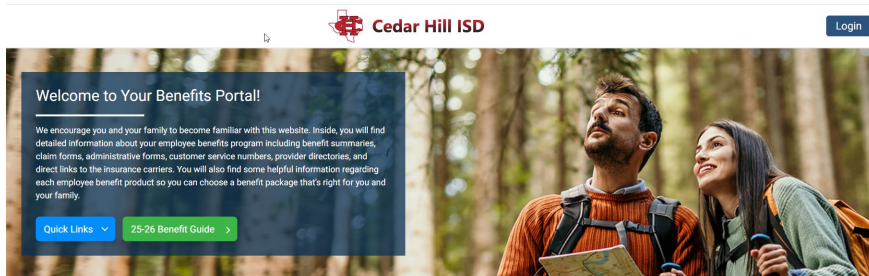




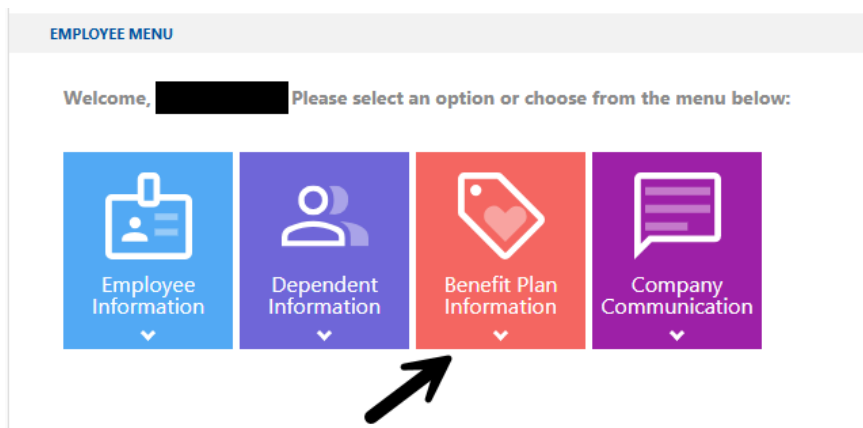
Cedar Hill ISD

TAX INFORMATION IMPORTANT HEALTH COVERAGE TAX DOCUMENTS

1. Login




2. Click Benefit Plan Information Tab





3. Click: File Cabinet


EMPLOYEE MENU

Welcome, [REDACTED] Please select an option or choose from the menu below:



Employee Information
▼


Dependent Information
▼


Benefit Plan Information
▲


Company Communication
▼

- Benefit Plan Enrollment
- Download Enrollment Instructions
- Beneficiary Information
- Consolidated Enrollment Form
- Acknowledgments
- File Cabinet



4. File Type: Click dropdown menu
 - a. Select 1095-C Form
5. Enter Date Span: 02/03/2026
6. Click: Search

File Cabinet
Please allow up to 2 hours for your document(s) to be generated.

File Type
1095-C Tax Form ▼

Date Span
02/03/2025 02/03/2026

Search

Results

File Name	File Type	Date Added
[REDACTED]-2025_Ind_1095_20260203_100434652.pdf	1095-C Tax Form	02/03/2026, 10:04 AM CST
[REDACTED]-2024_Ind_1095_20250206_143700243.pdf	1095-C Tax Form	02/06/2025, 02:37 PM CST

7. Select 2025 1095 form to view and/or print

This form is significant as it indicates whether the plan offered to you and your dependents met the IRS "Minimum Value" standard and if the employee-only coverage was considered "Affordable" under IRS guidelines. The IRS continues to use this information to determine household eligibility for premium assistance in the marketplace.