



Bishop Shanahan High School

Profile 2024- 2025



Bishop Shanahan High School

220 Woodbine Road
Downingtown, PA 19335
(P) 610-518-1300; (F) 610-343-6220

College Advising Center

(P) 610-343-6242; (F) 610-343-6237
CEEB CODE: 395162

Administration

Mrs. Teresa Dellicompagni
President

Dr. Robert Moran
Principal

Rev. Louis Monica
School Minister

Mrs. Marie Liogier-Weyback
Director of College Advising

Mrs. Beth Sagers
Director of Guidance

School Spirit

Colors: Green and White

Patron: Saint Francis Xavier

Mascot: Eagle

Motto: Seek the things that are found
above. (Quae sursum sunt Quaerite.)

Seal: Dominant on the central shield are
the symbols Faith (the Cross), Hope (the
Anchor), and Love (the Heart).

SCHOOL

Bishop Shanahan is the only archdiocesan, co-educational College Preparatory High School in Chester County. Shanahan carries accreditation by the Pennsylvania Department of Education and the Middle Atlantic States Association of Secondary Schools and Colleges. The professional staff of 64 is made up of 2 archdiocesan priests; 6 Sisters, Servants of the Immaculate Heart of Mary; 1 Daughter of Saint Mary of Providence; and 55 lay teachers. 40% of the faculty hold bachelor's degrees, 55% have master's degrees, while 5% have earned their doctorate. The current high school enrollment is 872 students in grades 9-12.

HISTORY

Bishop Shanahan High School opened on September 4, 1957. The school is named for Bishop John W. Shanahan, who served as the Superintendent of Schools in the Archdiocese of Philadelphia until his appointment as Bishop of the Harrisburg Diocese in 1899. The continuing growth of the Catholic community in Chester County called for new and expanded facilities. The 215,000 square foot educational facility opened in Downingtown in September, 1998. The facility includes a 1200 seat auditorium, a spacious library, and state-of-the-art computer and science labs. It also comprises modern athletic facilities suited for football, soccer, rugby, field hockey, and more. Eighty acres of land ensures ample parking for all, and room for future expansion.

MISSION STATEMENT

Bishop Shanahan High School, a Catholic co-educational secondary school of the Archdiocese of Philadelphia, committed to sustaining excellence, provides a strong spiritual life, along with challenging academic and rich extracurricular programs. A strong witness to Christian values and commitment to academic rigor and integrity prepare all students to be critical thinkers and moral stewards in a rapidly evolving global environment.

Graduation Requirements
Theology*
English
Western/Non-Western
Civilizations
American Studies
Mathematics
Science
Electives
Physical Education/Health
Arts/Computer Applications
<i>*The Archdiocese of Philadelphia requires 4 credits in Religious Studies in order for students to receive a diploma from an Archdiocesan High School.</i>

AP Courses	
English Language & Composition	
English Literature & Composition	
Calculus AB	Macroeconomics
Calculus BC	Spanish Language
Statistics	Biology
European History	Chemistry
US History	Physics
Comparative Gov.	2D Art
Microeconomics	3D Art
Online AP Courses	
Art History	Psychology
Music Theory	Environ. Science
Computer Science	

Dual Enrollment College Partnerships
Immaculata University*
<ul style="list-style-type: none"> • Foundations in Psychology • Life Span Development • Introduction to Sociology • Decoding the Media • Criminology • Sociology of the Family • Intro to Philosophy • Philosophy & Film • Accounting & Budgeting • Marketing Principles & Practices
Neumann University*
<ul style="list-style-type: none"> • Exploring Ethics • Principles of Management

Diocesan Scholars

The top 30 juniors, based on the 1st Semester Cumulative rank, are given an opportunity to apply for admission to the Diocesan Scholars Program. Selection into this program provides the Diocesan Scholar an opportunity to take four college courses for college credit at a nearby Catholic college during senior year. Advanced Placement quality points will be applied to the grades earned in these courses.

The rigorous academic program at Bishop Shanahan High School includes coursework in the following areas:

STEM Pathways Program	World Language	Science	Fine Arts
Eagle Business Academy	<ul style="list-style-type: none"> • Spanish 	<ul style="list-style-type: none"> • Allied Health (TCHS) 	<ul style="list-style-type: none"> • Band
Social Studies	<ul style="list-style-type: none"> • French 	<ul style="list-style-type: none"> • Anatomy 	<ul style="list-style-type: none"> • Music Theory 1
<ul style="list-style-type: none"> • US Government & Law • Current Issues 	<ul style="list-style-type: none"> • Italian 	<ul style="list-style-type: none"> • Astronomy/Oceanography 	<ul style="list-style-type: none"> • Music Theory 2
Theology	<ul style="list-style-type: none"> • Mandarin 	<ul style="list-style-type: none"> • Environmental 	<ul style="list-style-type: none"> • 2D Design
Bioethics	Teacher Academy (TCHS)	<ul style="list-style-type: none"> • Physics 	<ul style="list-style-type: none"> • 3D Design
Computer Game Development	Mathematics	<ul style="list-style-type: none"> • English 	<ul style="list-style-type: none"> • Honors Portfolio
Database Development	<ul style="list-style-type: none"> • Calculus • Pre-Engineering & CAD 		

Class rank at Bishop Shanahan is weighted. Rank in class is determined by the quality points earned according to grades achieved at the first semester and final marking periods.

Tracking System: Most required courses & many electives are offered at more than one ability level. 1 is Honors, CP is High Academic, and 5 is Advanced Placement.

4.0 GPA WEIGHTED SCALE

Grade	AP	Honors	CP	Grade	AP	Honors	CP	Grade	AP	Honors	CP
100	5.0	4.5	4.25	88	4.30	3.8	3.55	76	3.0	2.5	2.25
99	5.0	4.5	4.25	87	4.30	3.8	3.55	75	3.0	2.5	2.25
98	5.0	4.5	4.25	86	4.00	3.5	3.25	74	3.0	2.5	2.25
97	5.0	4.5	4.25	85	4.00	3.5	3.25	73	3.0	2.5	2.25
96	5.0	4.5	4.25	84	4.00	3.5	3.25	72	2.0	1.5	1.25
95	5.0	4.5	4.25	83	4.00	3.5	3.25	71	2.0	1.5	1.25
94	5.0	4.5	4.25	82	3.70	3.2	2.95	70	2.30	1.5	1.25
93	5.0	4.5	4.25	81	3.70	3.2	2.95	69	0	0	0
92	4.70	4.2	3.95	80	3.70	3.2	2.95	68	0	0	0
91	4.70	4.2	3.95	79	3.30	2.8	2.55	67	0	0	0
90	4.70	4.2	3.95	78	3.30	2.8	2.55	66	0	0	0
89	4.30	3.8	3.55	77	3.30	2.8	2.55	65	0	0	0

SAT SCORES

Year	No. of Students Taking Exam	Critical Reading/ BSHS	Critical Reading/ National	Math/ BSHS	Math/ National	Total/ BSHS	Total/ National
2025	TBD	TBD	TBD	TBD	TBD	TBD	TBD
2024	191	576	519	537	505	1113	1024
2023	207	596	520	552	508	1148	1028

ADVANCED PLACEMENT


Year	No. of Students Taking Exam	Total No. of Exams Given	% with Score of 3 or Higher
2025	175	302	82.29
2024	191	321	78.53
2023	199	340	74.87

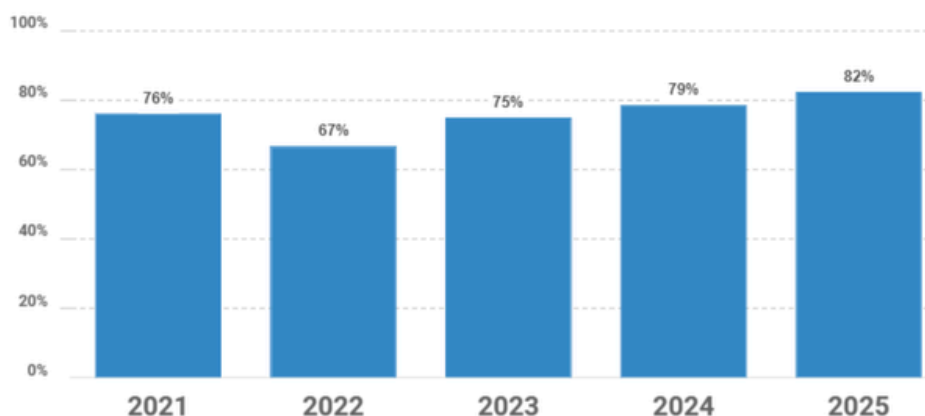
NATIONAL MERIT SCHOLARSHIP PROGRAM

Year	Comended	Semifinalists	Finalists
2024-2025	2	1	1
2023-2024	4	0	0
2022-2023	6	1	1
2021-2022	8	2	1

HONOR SOCIETIES MEMBERSHIP 2024-2025

National Honor Society	French Honor Society	Italian Honor Society	Spanish Honor Society	Tri-M Honor Society
123	12	9	35	23

 % OF TOTAL AP STUDENTS WITH SCORES 3+

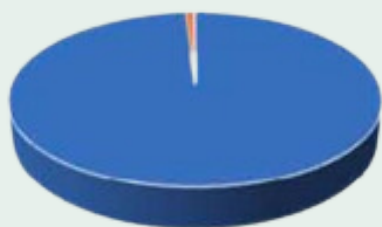


AP 5 YEAR COMPARISON CHART

CLASS OF 2025 COLLEGE AND UNIVERSITY ACCEPTANCES

Albright College	Harcum College	Rowan University	University of Kentucky
Alvernia University	Hawaii Pacific University	Rutgers University	University of Mary Washington
American University	High Point University	Sacred Heart University	University of Maryland
Appalachian State University	Hofstra University	Saint Bonaventure University	University of Massachusetts
Arcadia University	Holy Cross College	Saint Francis University	University of Miami
Arizona State University	Immaculata University	Saint Joseph's University	University of Michigan
Ave Maria University	Indiana University of PA	Saint Michael's College	University of New Haven
Bloomsburg University	Ithaca College	Salisbury University	University of North Carolina
Boston College	James Madison University	Salve Regina University	University of Notre Dame
Boston University	Johns Hopkins University	Savannah College of Art & Design	University of the Pacific
Bryant University	Johnson & Wales University	Seton Hall University	University of Pittsburgh
Cabrini College	King's College	Shippensburg University	University of Rhode Island
California Univ. of Pennsylvania	Kutztown University	Stetson University	University of South Carolina
Carnegie Mellon University	La Salle University	Stevenson University	University of South Florida
Cedar Crest College	LaSalle University	SUNY	University of the Sciences
Chestnut Hill College	Lafayette College	Susquehanna University	University of West Florida
Clark University	Lebanon Valley College	Syracuse University	Ursinus College
Clemson University	Lehigh University	Temple University	Villanova University
Coastal Carolina University	Lincoln University	Thaddeus Stevens College of Tech.	Virginia Commonwealth University
College of Charleston	Lock Haven University	The Catholic University of America	Virginia Military Institute
College of William & Mary	Loyola University Maryland	The College of New Jersey	Virginia Tech
Colorado State University	Lycoming College	The College of Wooster	Wagner College
DeSales University	Manhattan College	The Culinary Institute of America	Wake Forest University
Dickinson University	Michigan State University	The Florida State University	Wesley College
Drexel University	Millersville University	The Univ. of NC at Charlotte	West Chester University
Duquesne University	Misericordia University	The University of Alabama	West Virginia University
East Carolina University	Montclair State University	The University of Mississippi	Widener University
East Stroudsburg University	Moravian College	The University of Oklahoma	Wilkes University
Eastern University	Mount St. Mary's University	The University of Scranton	William & Mary
Elizabethtown College	Neumann University	The University of Tampa	York College of Pennsylvania
Elon University	New York University	The University of Tennessee	
Embry-Riddle Aeronautical University	North Carolina State University	The University of the Arts	
Fairfield University	Northeastern University	The University of Utah	
Florida Atlantic University	PACE University	Towson University	
Florida Gulf Coast University	Pennsylvania State University	Union College	
Fordham University	Philadelphia University	United States Merchant Marine Academy	
Franciscan University	Providence College	United States Naval Academy	
Franklin & Marshall College	Purdue University	University of Arizona	
George Mason University	Quinnipiac University	University of Connecticut	
George Washington University	Rensselaer Polytechnic Institute	University of Dayton	
Georgetown University	Robert Morris University	University of Delaware	
Georgia Institute of Technology	Roanoke College	University of Florida	
Gettysburg College	Rochester Institute of Technology	University of Hartford	
Gwynedd-Mercy College	Rosemont College	University of Illinois	

Class of 2025 Post-Secondary Education Report



■ 4 YR ■ 2 YR ■ OTHER

Information as of June 30, 2025 indicates that 100% of the Class of 2025 enrolled in higher education. 99% have matriculated to four-year programs, while 0.8% will continue their education at two-year institutions. The remaining 0.2% of the class pursued United States military service, travel, or vocational opportunities.

The Class of 2025 earned a total of \$57,701,000 in scholarships and grants.