

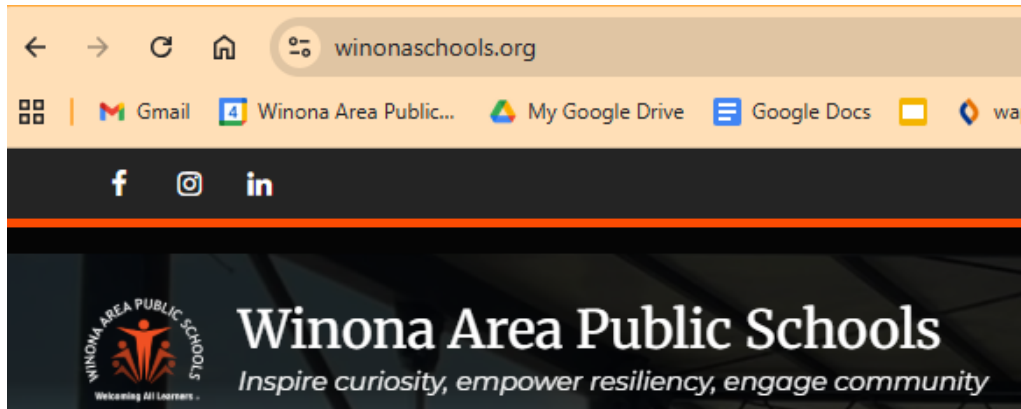
## Directions to find Chromebook username and password, along with the Parent Schoology Access Code **(For Parent Use)**

\*\* Parents must have Infinite Campus access in order to use these steps. \*\*

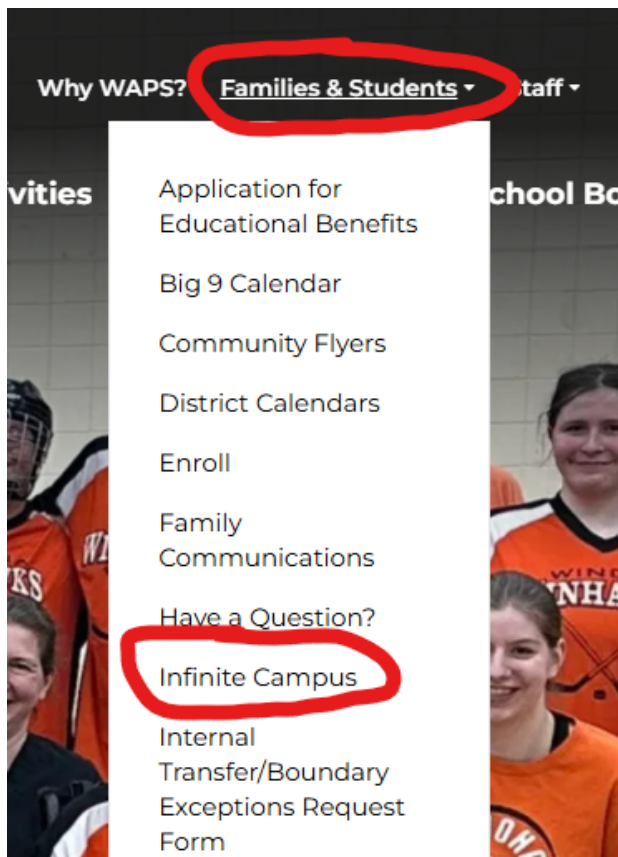
If you need to get signed up for an account,  
please e-mail [portal.help@winona.k12.mn.us](mailto:portal.help@winona.k12.mn.us) for assistance.

\*\* If you are already logged into Infinite Campus or know how to do so, then skip to step #5. \*\*

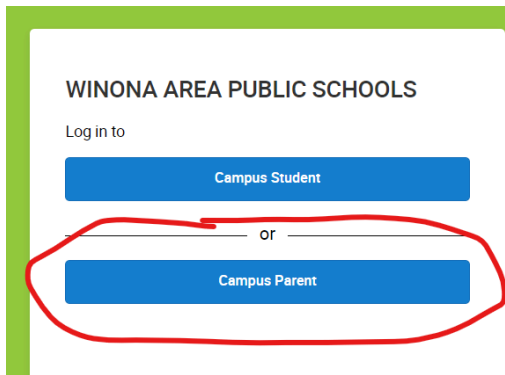
1. Using a web browser, go to **winonaschools.org**



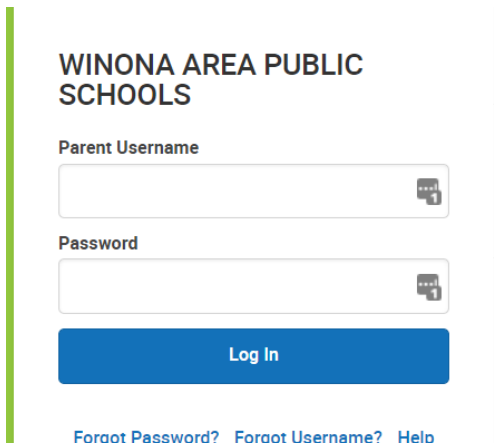
2. Click on **Families & Students** and then **Infinite Campus** from the drop down menu



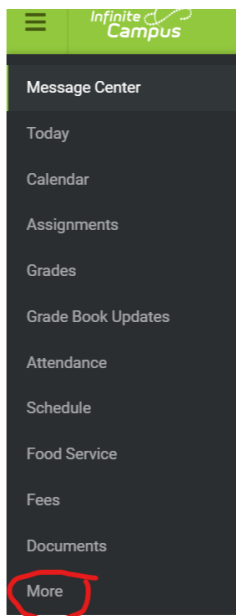
3. Click on **Campus Parent**



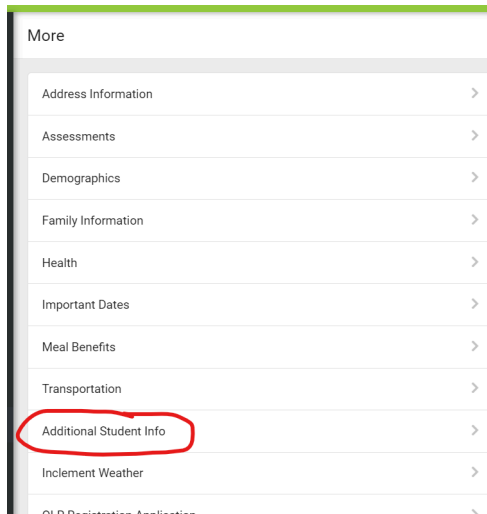
4. Enter your parent email/username and password for Infinite Campus.



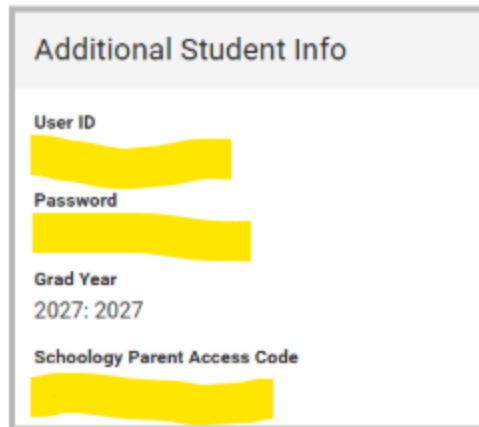
5. Now click on **MORE** at the bottom of the left menu



6. Finally, click on **ADDITIONAL STUDENT INFO** towards the bottom



7. The "Additional Student Info" box will appear.



In this box you will find your student's User ID (which is also the first part of their school email address) and their password. Make sure your student uses the [Student sign-in directions using Clever for Schoology, Infinite Campus, Destiny \(for student use\)](#) to log into their Chromebook and into Schoology.

Also in this box you will find your Schoolology Parent Access Code. Follow the instructions below for how to sign up and use Schoolology as a parent.

[Getting Started on Schoology for Parents](#)

[How to sign up for Schoology - Parents](#)