



Riverside Unified School District

Citizens' Bond Oversight Committee Report

(Financial Data as of 2/12/2026)

March 3, 2026 Meeting

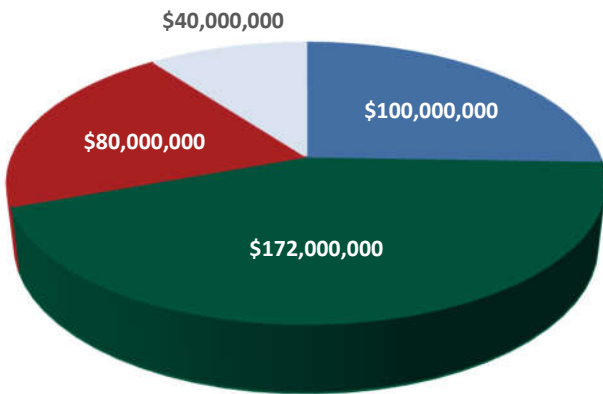
Prepared by:



3380 14th Street | Riverside, CA 92501
(951) 788-7135 www.riversideunified.org



Measure O Authorization



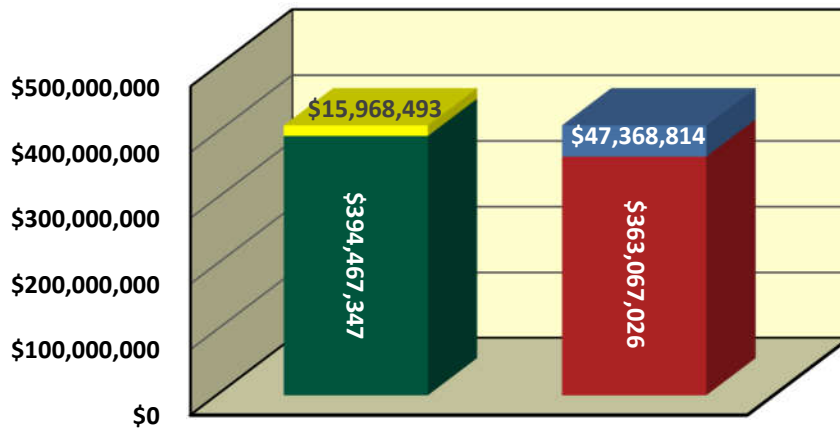
- G.O. Bonds Election of 2016, 2017 (Series A)
- G.O. Bonds Election of 2016, 2019 (Series B)
- G.O. Bonds Election of 2016, 2023 (Series C)
- G.O. Bonds Election of 2016, 2025 (Series D)

Measure O Overview

On November 8, 2016, the voters of the Riverside Unified School District approved Measure O General Obligation Bonds (the “Bonds”) with a 70% approval rate. Measure O will generate \$392 million dollars over the next 10 to 15 years to improve and build new capital facilities in the Riverside Unified School District.

The Bonds will be used to repair and upgrade District aging school infrastructure, classrooms and buildings, build new schools, modernize school facilities with 21st century technology, improve access for students with disabilities, provide classroom and labs for career and technical education classes, improve school safety by modernizing security systems, retrofitting buildings to be earthquake proof, and upgrading emergency communications.

Measure O Total Revenue = \$410,435,840



- Measure O Funds Generated
- Interest Earnings Credit
- Measure O Total Expenditures
- Measure O Cash Remaining

Citizens' Bond Oversight Committee Members as of February 2026

| Committee Members | Group Representation | Term | Board Approved Start Date | Term End Date |
|--------------------|-----------------------------|----------|---------------------------|---------------|
| Art Alcaraz | Community at Large | 3rd Term | 1/21/2021 | 2/6/2027 |
| Chani Beeman | Community at Large | 2nd Term | 1/12/2023 | 2/6/2027 |
| Nick Corbo | Business Representative | 1st Term | 8/22/2024 | 8/22/2026 |
| H. Martin de'Campo | Taxpayer Representative | 3rd Term | 1/21/2021 | 2/6/2027 |
| Douglas Kroon | Senior Citizen Organization | 3rd Term | 2/15/2024 | 1/15/2028 |
| Lara E. Martin | Business Representative | 3rd Term | 1/12/2021 | 2/6/2027 |
| Michael Osmon | Community at Large | 1st Term | 6/5/2025 | 6/5/2027 |
| Jag Patel | Community at Large | 1st Term | 8/22/2024 | 8/22/2026 |
| Ashley Peake | Parent & PTA Member | 1st Term | 8/22/2024 | 8/22/2026 |
| Oswaldo Puerta | Community at Large | 1st Term | 7/24/2025 | 7/24/2027 |
| Matthew Stowe | Parent | 1st Term | 8/22/2024 | 8/22/2026 |
| Beiwei Tu | Community at Large | 2nd Term | 7/14/2022 | 8/22/2026 |
| Richard Vandenberg | Business Representative | 2nd Term | 2/15/2024 | 1/15/2028 |

Measure O Project Status Updates



John W. North High School

Measure O Campus Improvements

Project Description

John W. North High School was built in 1966. Under Measure O, this project includes a new two-story science building and a new 900 seat gymnasium, campus entry site improvements, new seating and shade structure in the quad and the removal of portables. ESSER funding project scope will include HVAC and lighting upgrades to campus buildings that will be performed in phased work to minimize disruption to the site. The HVAC lighting upgrade project will also include new paint, flooring, fire alarm upgrades, and restroom upgrades in Building 300. This project is substantially complete.

| | |
|------------------------|---|
| Project Group: | Group E |
| Architect: | GO Architects |
| Construction: | January 2024 to October 2025 |
| Project Budget: | \$61.5 Million (Includes \$11.5 Million in ESSER Funding) |

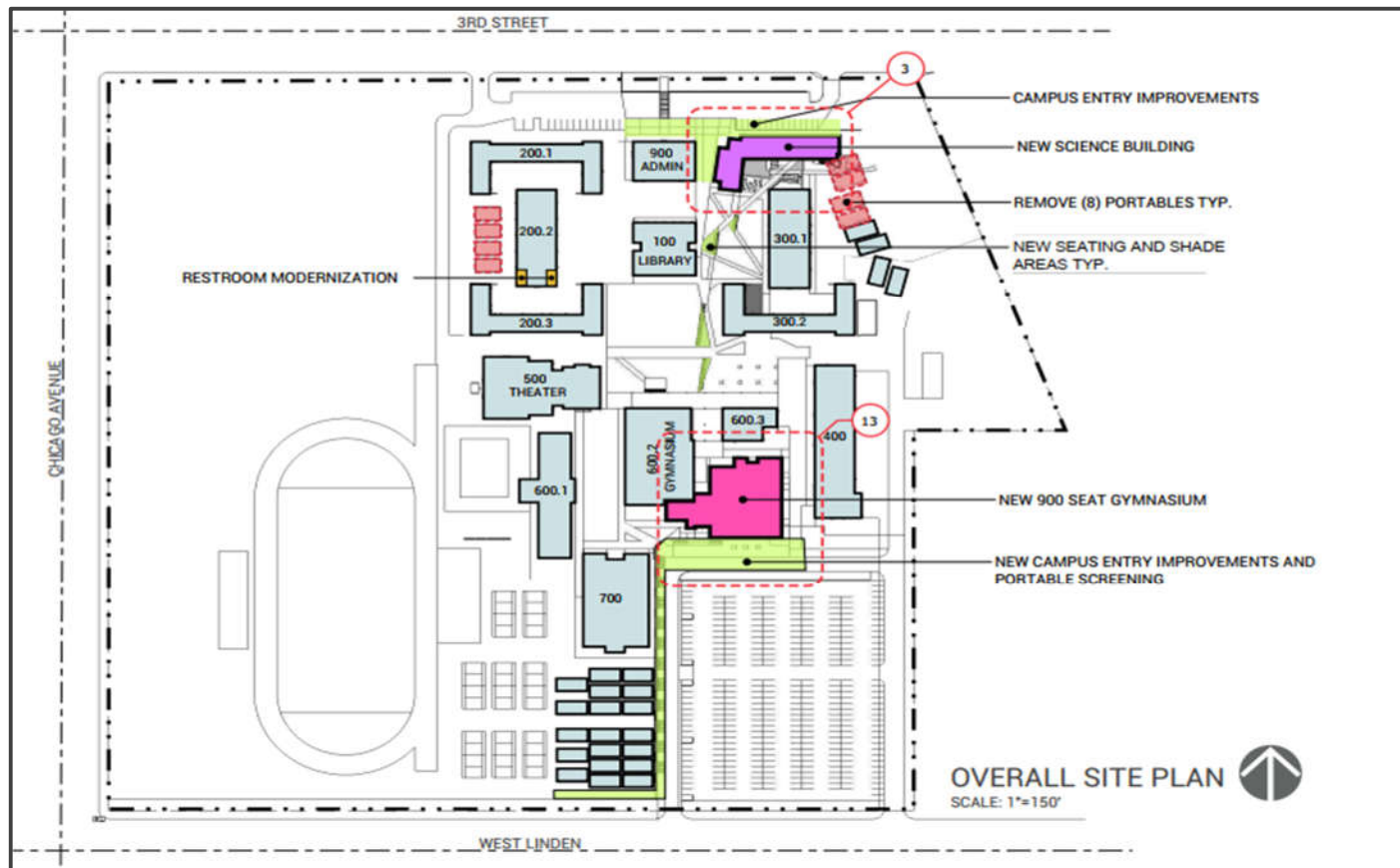
Project History

Measure O Funded Project:

- ✓ **Percentage Complete: 99%**
- ✓ The project was approved by the Division of State Architect (DSA) on October 25, 2023.
- ✓ Construction start date was on January 22, 2024.
- ✓ The staff was moved in on November 24, 2025.
- ✓ The ribbon cutting ceremony was held on December 19, 2025.
- ✓ New 2-Story Science Classroom Building – The building was turned over to the site on December 1, 2025. The final punch list reports are 99% complete.
- ✓ New Gym Building – The building was turned over to the site on December 1, 2025. The final punch list reports are 99% complete.
- ✓ Site Work – The decorative fence image walls, hardscape, irrigation and landscape final punch list job walk was held on January 27, 2026. The final punch list reports are 30% complete. Outdoor learning courtyard and decorative fence change order work is ongoing.

John W. North High School

Modernization & New Construction Project Overall Site Plan



John W. North High School

Project Renderings



Campus Entry



New Gymnasium Exterior View



New 2-Story Science Building Inside Campus View



New Student Entry Aerial View

John W. North High School

Modernization & New Construction Progress Pictures




CTE – In-Wall Electrical Work



CTE – In-Wall Plumbing Work



CTE – Wall Framing & In-Wall MEP Infrastructure Work



New 2-Story Science Classroom

John W. North High School

Modernization & New Construction Completion Pictures



New 2-Story Classroom Building



New 2-Story Classroom Building – Flex Classroom



New Gym Building



New Gym Building – Home Side Team Room

John W. North High School

Modernization & New Construction Completion Pictures



New Gym Building – Lobby Entry



New Gym Building – Trainer Room



New Gym Building – Volleyball Court Set Up



Time Capsule Courtyard Area

Casa Blanca Elementary School

Measure O New School

Project Description

Casa Blanca Elementary School is sited on approximately 9.8 acres and located on Lincoln Ave. The school will serve approximately 750 TK-6 students in the Casa Blanca neighborhood. The new school includes ancillary support buildings, outdoor learning shared spaces, transitional kindergarten-kindergarten classrooms with play area, 1st-3rd grade classrooms with play area, 4th-6th grade classrooms with play area, staff and visitor parking lot, and new bus drop-off.

| | |
|-----------------------------|--|
| Group: | New School |
| Architect: | GO Architects |
| Construction: | October 2023 to July 2025 |
| Project Budget: | \$91.7 Million (Includes site acquisition) |
| Percentage Complete: | 100% |

Project Status

- ✓ The project was approved by the Division of State Architect (DSA) on May 19, 2023.
- ✓ The project was approved by the Board of Education on September 14, 2023.
- ✓ Construction start date was on October 16, 2023.
- ✓ Construction completion was July 2025.
- ✓ The school was opened on August 11, 2025.
- ✓ Project is complete.
- ✓ All punch list items are complete, and warranty repairs are ongoing.
- ✓ The added swings and rubberized surfacing are complete.
- ✓ Project is in close out and DSA certification phase.

Casa Blanca Elementary School

Project Site Plan



Casa Blanca Elementary School

Axonometric Site Plan



Casa Blanca Elementary School

Project Renderings



Classroom Wing



Classroom Wing



Lunch Shelter



School Main Entry

Casa Blanca Elementary School

Construction Completion Pictures



Building D – 2 Story Classroom



Building F – 2 Story Classroom



Building A & F – 2 Story Classroom



Building A - Administration Building

Casa Blanca Elementary School

Construction Completion Pictures



Building B - MPR



Building A – Administration Building Library Area



Building D - Classroom



Building E - Classroom

Casa Blanca Elementary School


Construction Completion Pictures




Building F - Classroom



Building C – Kindergarten Classroom



Building B – MPR Music Lab Classroom



Building B – MPR Stage Area

Casa Blanca Elementary School

Construction Completion Pictures



Building C – Kindergarten & Playground

Ofelia Valdez-Yeager Eastside Elementary

Measure O New School

Project Description

The new Transitional Kindergarten – 6th grade, two-story building will have capacity for 900 students. The campus is 6.5 acres with a Transitional Kindergarten/Kindergarten separate play area, as well as hard courts and play field area for 1st through 6th grade students.

| | |
|-----------------------------|--|
| Group: | New School |
| Architect: | PBK Architects |
| DSA Submittal: | INCR. I: Approved , INCR. II: Approved |
| Bidding & Award: | Pending |
| Project Budget: | Estimated \$118.25 Million (Includes site acquisition) |
| Percentage Complete: | 2% |
| Status: | Site Development |

Project Status

- ✓ Increment 1 – Demolition, infrastructure, retaining wall and offsite improvement project
 - Plans were approved by the Division of the State Architect (DSA) on April 4, 2025.
 - Bid date was on May 29, 2025. Notice to Proceed date was on July 23, 2025.
 - Electrical Infrastructure Off Site Work:
 - Underground electrical infrastructure installation on Howard Ave., 13th Street and Park Ave. within the project site is substantially complete.
 - Ongoing underground electrical infrastructural installation on Park Ave. south of 14th Street.
 - Underground electrical infrastructure installation on 14th Street started the week of February 23, 2026.
- ✓ Increment 2 – New school construction project
 - Plans were approved by the Division of the State Architect (DSA) on January 20, 2026.
 - The bid process is beginning in March 2026.
 - Estimated construction start date is July 2026.
- ✓ Lincoln High School Portable Relocation
 - Plans were approved by the Division of the State Architect (DSA) on November 6, 2025.
 - Bid date was on February 5, 2026. Notice to Proceed date is estimated to be between April and May 2026.
 - Estimated construction start date is June 2026.

Ofelia Valdez-Yeager Eastside Elementary

Rendered Site Plan



Ofelia Valdez-Yeager Eastside Elementary

Renderings



Outdoor Stage



Library




Learning Courtyard

Ofelia Valdez-Yeager Eastside Elementary

Construction Progress Pictures



Increment 1 – 13th St. Asphalt Patch



Increment 1 – Park Ave. Westside Electrical Vault
Traffic Plate Installation



Increment 1 – Park Ave. Asphalt Patch



Increment 1 – Park Ave. Electrical Trench &
Infrastructure Installation

Ofelia Valdez-Yeager Eastside Elementary

Construction Progress Pictures



Increment 1 – Park Ave. Electrical Vault Craning



Increment 1 – Park Ave. Electrical Trenching

Highgrove II Elementary School

Measure O New School

Project Description

The site is 13 acres and is located in Spring Mt. Ranch development area. The location of the site is in the northwestern corner of the Silverspot Road and Spring Street intersection.

| | |
|-----------------------------|--|
| Group: | New School |
| Architect: | Ruhnau Clarke Architects |
| DSA Submittal: | To Be Determined |
| Bidding & Award: | To Be Determined |
| Project Budget: | \$1 Million (Plus \$4,145,349.14 expenditures to date) |

Project Status

- ✓ Project on hold pending necessity, funding and sufficient enrollment.

Highgrove II Elementary School

Measure O New School



The image displays four architectural renderings of the Highgrove II Elementary School. The top-left rendering shows the library building with large arched windows and a person sitting on a bench in front. The top-right rendering shows the classroom building with a modern design and a paved courtyard. The bottom-left rendering shows a play area with colorful equipment and a person walking. The bottom-right rendering shows a larger play area with a yellow ground surface and various structures. Each rendering is labeled with its respective area: LIBRARY, CLASSROOM BUILDING, TK & KINDER PLAY AREA, and KINDER / TK PLAY AREA.

LIBRARY

CLASSROOM BUILDING

TK & KINDER PLAY AREA

KINDER / TK PLAY AREA

OPTION 2 - RENDERINGS

HIGHGROVE II ELEMENTARY SCHOOL
RIVERSIDE UNIFIED SCHOOL DISTRICT | #CA-#2078-18

80% SCHEMATIC DESIGN 18
3/1-MCH 2025

STEM Education Center

Measure O New School

Project Description

A state-of-the-art public STEM Education Center is proposed for the premises of the world-class public research university, University of California, Riverside (UCR). This project is currently in the CEQA process. The proposed high school will accommodate up to 1,200 students at any given time and will focus on “STEM” subjects, such as: computer science, environmental/ agricultural science, biomedical/allied health, and engineering & advanced manufacturing.

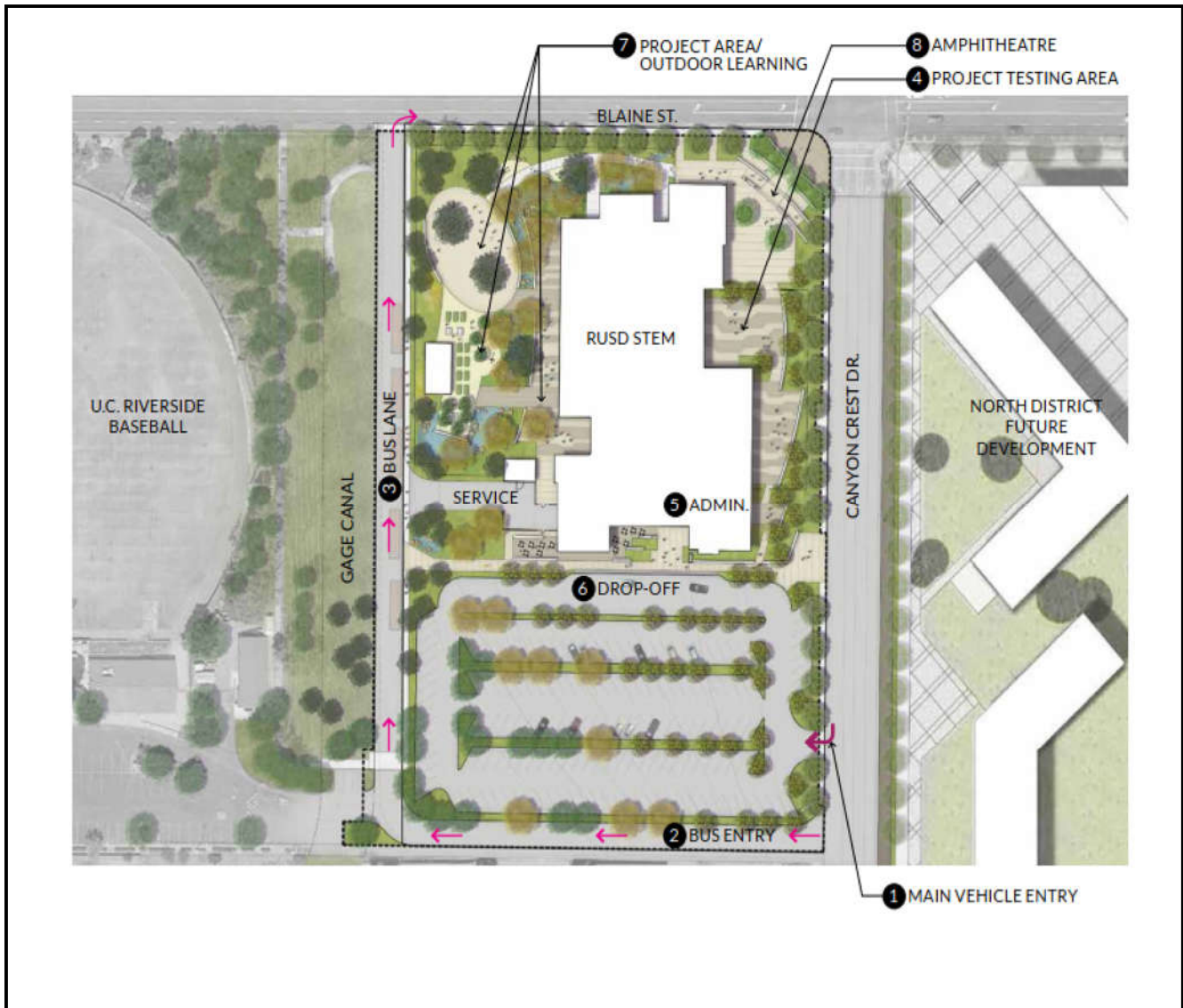
| | |
|------------------------|--------------------------|
| Group: | New School |
| Architect: | Ruhnau Clarke Architects |
| DSA Submittal: | Pending |
| Project Budget: | \$2.8 Million |

Project Status

- ✓ On March 18, 2024, The University of California, Riverside (UCR) released the Draft Environmental Impact Report (DEIR) for public review through May 2, 2024.
- ✓ DEIR, Ground Lease, and Options agreements will be considered by the University of California Board of Regents at a future meeting. If approved, the DEIR and agreements will be subsequently brought to the RUSD Board of Trustees for consideration.

STEM Education Center

Site Plan



School Funding Program Glossary of Acronyms

General Obligation Bonds (G.O. Bonds) – Fund 21: Measure 0 is a voter approved bond measure within the boundaries of the District. It represents a maximum tax of \$60 per \$100,000 of assessed property value.

Community Facilities District Bonds (CFDs): The Mello-Roos Community Facilities Act provides an alternative method for public agencies to fund facilities. The Community Facilities District ("CFD") is a financing entity through which a local government is authorized to levy special property taxes to pay debt service on bonds or to pay for the direct construction of facilities. CFD revenue is restricted to the funding of additional capacity (e.g. New Construction).

Developer Fees – Fund 25: School districts have the ability to impose impact fees from new residential development and commercial/industrial development for the construction or reconstruction of school facilities. Developer fees are collected at the time a building permit is issued and are restricted to the funding of additional capacity (e.g. New Construction).

Redevelopment Agency Revenue (RDA – Fund 06): California redevelopment law allows school districts to share property tax increment income via pass-through agreements with local redevelopment agencies. State law eliminated redevelopment agencies as of February 1, 2012; however, local educational agency's pass-through entitlements remain. Redevelopment revenue is received annually and can be used to fund modernization and/or new construction projects.

State School Facility Program Grants (SFP) - Fund 35: The SFP provides grants for school districts to acquire school sites, construct new school facilities, or modernize existing school facilities. The two major funding types available are "new construction" and "modernization". The new construction grant provides funding on a 50/50 State and local match basis. The modernization grant provides funding on a 60/40 basis.

California Clean Energy Jobs Act (Proposition 39): Prop. 39 is an energy efficiency grant program that provides funding for eligible repairs to heating, ventilation, and air-conditioning (HVAC) systems; new chillers, boilers and furnaces; new lighting and lighting control systems; Installation of energy-efficient windows, programmable thermostats, and thermal window shades; and on-site clean energy generation, such as solar photovoltaic.

Potential State Grants for Groups A, B & C Projects*

The Riverside Unified School District has been making every effort to augment its Measure O General Obligation Bonds with State grants. To date, the District has received over **\$58.4 million** in modernization and new construction grants from the State. However, the receipt of potential future State grants is predicated on: 1) the Governor agreeing to issue State School Bonds, 2) the District meeting the State’s project eligibility requirements, and 3) the State School Facilities Program (“SFP”) having funding to allocate.

| No. | School Project Name | OPSC Application Number | OPSC Eligible Grant Amount | OPSC Grants Received to Date | OPSC Potential Grants Pending |
|--|---|-------------------------|----------------------------|------------------------------|-------------------------------|
| STATE SCHOOL FACILITY PROGRAM GRANTS RECEIVED TO DATE | | | | | |
| 1 | Alcott Elementary School Modernization | 57/67215-00-046 | \$1,293,306.00 | \$1,293,306.00 | \$0.00 |
| 2 | Arlington High School Modernization | 57/67215-00-049 | 1,605,502.00 | 1,605,502.00 | 0.00 |
| 3 | Arlington High School New Construction | 50/67215-00-041 | 4,323,601.00 | 4,323,601.00 | 0.00 |
| 4 | Castle View Elementary School Portables | 50/67215-00-028 | 341,891.00 | 341,891.00 | 0.00 |
| 5 | Emerson Elementary School - 2 Portable Replacement | 50/67215-00-030 | 279,202.00 | 279,202.00 | 0.00 |
| 6 | Fremont Elementary School Modernization | 57/67215-00-043 | 2,145,092.00 | 2,145,092.00 | 0.00 |
| 7 | Harrison Elementary School Modernization | 50/67215-00-031 | 2,218,572.00 | 2,218,572.00 | 0.00 |
| 8 | Harrison Elementary School Modernization | 57/67215-00-037 | 1,748,156.00 | 1,748,156.00 | 0.00 |
| 9 | Henry W. Longfellow Elementary School Modernization | 57/67215-00-047 | 2,316,551.00 | 2,316,551.00 | 0.00 |
| 10 | Highgrove Elementary School New Construction | 50/67215-00-033 | 6,153,752.00 | 6,153,752.00 | 0.00 |
| 11 | Highgrove Elementary School Modernization | 57/67215-00-036 | 2,218,515.00 | 2,218,515.00 | 0.00 |
| 12 | Jackson Elementary School New Construction | 50/67215-00-037 | 3,621,853.00 | 3,621,853.00 | 0.00 |
| 13 | John Adams Elementary School New Construction | 50/67215-00-036 | 2,931,130.00 | 2,931,130.00 | 0.00 |
| 14 | John Adams Elementary School Modernization | 57/67215-00-044 | 1,161,482.00 | 1,161,482.00 | 0.00 |
| 15 | John F. Kennedy Elementary School - 2 Portable Replacem | 50/67215-00-029 | 167,521.00 | 167,521.00 | 0.00 |
| 16 | Madison Elementary School Modernization | 57/67215-00-040 | 1,249,565.00 | 1,249,565.00 | 0.00 |
| 17 | Madison Elementary School New Construction | 50/67215-00-034 | 3,814,130.00 | 3,814,130.00 | 0.00 |
| 18 | Magnolia Elementary School Modernization | 57/67215-00-042 | 679,394.00 | 679,394.00 | 0.00 |
| 19 | Magnolia Elementary School New Construction | 50/67215-00-035 | 3,947,211.00 | 3,947,211.00 | 0.00 |
| 20 | Martin Luther King High School Wrestling | 50/67215-00-039 | 651,593.00 | 651,593.00 | 0.00 |
| 21 | Monroe Elementary New School Construction | 50/67215-00-040 | 3,395,083.00 | 3,395,083.00 | 0.00 |
| 22 | Monroe Elementary School Modernization | 57/67215-00-048 | 1,193,111.00 | 1,193,111.00 | 0.00 |
| 23 | Polytechnic High School Chiller School Modernization | 57/67215-00-035 | 3,216,514.00 | 3,216,514.00 | 0.00 |
| 24 | Riverside STEM Academy | 50/67215-00-026 | 497,281.00 | 497,281.00 | 0.00 |
| 25 | Thomas Jefferson Elementary School Modernization | 50/67215-00-032 | 2,935,279.00 | 2,935,279.00 | 0.00 |
| 26 | Thomas Jefferson Elementary School Portables | 50/67215-00-027 | 341,891.00 | 341,891.00 | 0.00 |
| 27 | University Heights Middle School Modernization | 57/67215-00-045 | 562,356.00 | 562,356.00 | 0.00 |
| 28 | University Heights Middle School New Construction | 50/67215-00-038 | 3,424,137.00 | 3,424,137.00 | 0.00 |
| COMBINED STATE FUNDING AMOUNTS RECEIVED: | | | \$58,433,671.00 | \$58,433,671.00 | \$0.00 |
| PENDING STATE SCHOOL FACILITY PROGRAM GRANTS FROM PROP. 2 & FUTURE STATE SCHOOL BONDS | | | | | |
| 29 | Alcott Elementary School New Construction | 50/67215-00-042 | \$3,792,255.00 | \$0.00 | \$3,792,255.00 |
| 30 | Casa Blanca Elementary School New Construction | 50/67215-00-047 | 17,974,827.00 | 0.00 | 17,974,827.00 |
| 31 | Fremont Elementary School New Construction | 50/67215-00-043 | 3,809,272.00 | 0.00 | 3,809,272.00 |
| 32 | Henry W. Longfellow Elementary School New Constructior | 50/67215-00-044 | 6,185,370.00 | 0.00 | 6,185,370.00 |
| 33 | Jackson Elementary School Modernization | 57/67215-00-053 | 5,678,847.00 | 0.00 | 5,678,847.00 |
| 34 | John W. North High School School New Construction | 50/67215-00-045 | 5,420,683.00 | 0.00 | 5,420,683.00 |
| 35 | Riverside Adult School/Project T.E.A.M | 50/67215-00-046 | 4,362,591.00 | 0.00 | 4,362,591.00 |
| 36 | Sierra Middle School Modernization | 57/67215-00-050 | 5,044,613.00 | 0.00 | 5,044,613.00 |
| 37 | Thomas Jefferson Elementary School New Construction | 57/67215-00-051 | 5,648,844.00 | 0.00 | 5,648,844.00 |
| COMBINED POTENTIAL FUTRURE STATE FUNDING AMOUNTS: | | | \$57,917,302.00 | \$0.00 | \$57,917,302.00 |
| COMBINED RECEIVED & POTENTIAL FUTURE STATE GRANTS: | | | \$116,350,973.00 | \$58,433,671.00 | \$57,917,302.00 |
| * Information is provided by the District State consultant | | | | | |

Measure O Cumulative Project Expenditures

From
Inception to February 12, 2026



MEASURE O PROJECT COMMITMENTS AND EXPENDITURES

| No. | DISTRICT PROJECT NAME | ESTIMATED PROJECT BUDGET * | MEASURE O CUMULATIVE COMMITMENTS | MEASURE O EXPENDITURES UP TO 10/31/2025 ¹ | EXPENDITURES FROM 11/1/2025 TO 2/12/2026 ² | MEASURE O CUMULATIVE EXPENDITURES | REMAINING MEASURE O COMMITMENTS | CURRENT PROJECT STATUS |
|-----|-----------------------|----------------------------|----------------------------------|--|---|-----------------------------------|---------------------------------|------------------------|
| | A | B | C | D | E | F (D + E) | D (C + F) | |

GROUP A PROJECTS

| | | | | | | | | |
|--------------------------------|------------------------------------|------------------------|------------------------|--------------------------|---------------|--------------------------|--------------------|-------------------------|
| 1 | Harrison Elementary School | \$10,900,387.68 | \$7,932,745.96 | (\$7,932,745.96) | \$0.00 | (\$7,932,745.96) | \$0.00 | Completed/April 2021 |
| 2 | Highgrove Elementary School | 23,803,690.03 | 18,514,789.68 | (18,514,789.68) | 0.00 | (18,514,789.68) | 0.00 | Completed/August 2020 |
| 3 | Madison Elementary School | 17,509,409.06 | 17,504,274.98 | (17,490,854.98) | 0.00 | (17,490,854.98) | 13,420.00 | Completed/June 2021 |
| 4 | Sierra Middle School | 8,733,530.13 | 8,733,530.13 | (8,733,530.13) | 0.00 | (8,733,530.13) | 0.00 | Completed/November 2019 |
| 5 | Thomas Jefferson Elementary School | <u>17,981,000.58</u> | <u>16,537,721.24</u> | <u>(16,537,721.24)</u> | 0.00 | <u>(16,537,721.24)</u> | <u>0.00</u> | Completed/April 2021 |
| GROUP A PROJECT TOTALS: | | \$78,928,017.48 | \$69,223,061.99 | (\$69,209,641.99) | \$0.00 | (\$69,209,641.99) | \$13,420.00 | |

GROUP B PROJECTS

| | | | | | | | | |
|--------------------------------|---------------------------------|-------------------------|------------------------|--------------------------|----------------------|--------------------------|--------------------|-------------------------|
| 6 | Alcott Elementary School | \$21,134,128.39 | \$16,303,435.22 | (\$16,309,976.22) | \$6,541.00 | (\$16,303,435.22) | \$0.00 | Completed |
| 7 | Jackson Elementary School | 22,002,242.98 | 19,483,358.37 | (19,483,358.37) | 0.00 | (19,483,358.37) | 0.00 | Completed/March 2022 |
| 8 | Monroe Elementary School | 22,522,562.79 | 21,165,538.70 | (21,129,038.70) | (23,448.75) | (21,152,487.45) | 13,051.25 | Final Closeout |
| 9 | Sunshine Early Childhood Center | 10,288,725.31 | 5,092,993.94 | (5,092,993.94) | 0.00 | (5,092,993.94) | 0.00 | Completed/December 2021 |
| 10 | Polytechnic High School | <u>24,376,004.46</u> | <u>23,394,324.52</u> | <u>(23,394,324.52)</u> | <u>0.00</u> | <u>(23,394,324.52)</u> | <u>0.00</u> | Completed/May 2022 |
| GROUP B PROJECT TOTALS: | | \$100,323,663.93 | \$85,439,650.75 | (\$85,409,691.75) | (\$16,907.75) | (\$85,426,599.50) | \$13,051.25 | |

GROUP C PROJECTS

| | | | | | | | | |
|--------------------------------|---------------------------------------|-------------------------|------------------------|--------------------------|----------------------|--------------------------|--------------------|-------------------------|
| 11 | Arlington High School | \$26,776,382.93 | \$26,776,382.93 | (\$26,733,203.43) | (\$9,009.80) | (\$26,742,213.23) | \$34,169.70 | Final Closeout |
| 12 | Fremont Elementary School | 17,465,744.71 | 15,417,806.34 | (15,349,452.35) | (57,350.50) | (15,406,802.85) | 11,003.49 | Final Closeout |
| 13 | Henry W. Longfellow Elementary School | 23,933,190.43 | 18,530,644.11 | (18,532,644.11) | 2,000.00 | (18,530,644.11) | 0.00 | Completed |
| 14 | John Adams Elementary School | 11,147,907.39 | 10,700,795.63 | (10,700,795.63) | 0.00 | (10,700,795.63) | 0.00 | Completed/November 2021 |
| 15 | Magnolia Elementary School | 10,284,790.19 | 10,279,983.31 | (10,279,983.31) | 0.00 | (10,279,983.31) | 0.00 | Completed/November 2021 |
| 16 | University Heights Middle School | <u>14,349,504.44</u> | <u>6,638,707.16</u> | <u>(6,638,707.16)</u> | <u>0.00</u> | <u>(6,638,707.16)</u> | <u>0.00</u> | Completed/December 2023 |
| GROUP C PROJECT TOTALS: | | \$103,957,520.09 | \$88,344,319.48 | (\$88,234,785.99) | (\$64,360.30) | (\$88,299,146.29) | \$45,173.19 | |

* Reflects the entire estimated budget for the project. Some projects may be multi-funded from various District Capital Facility Funding Sources.

¹ Expenditures reflected in last CBOC Report dated December 9, 2025. Financial period ended on October 31, 2025.

² Expenditures related to Measure O from November 1, 2025 to February 12, 2026.

MEASURE O PROJECT COMMITMENTS AND EXPENDITURES

| No. | DISTRICT PROJECT NAME | ESTIMATED PROJECT BUDGET * | MEASURE O CUMULATIVE COMMITMENTS | MEASURE O EXPENDITURES UP TO 10/31/2025 ¹ | EXPENDITURES FROM 11/1/2025 TO 2/12/2026 ² | MEASURE O CUMULATIVE EXPENDITURES | REMAINING MEASURE O COMMITMENTS | CURRENT PROJECT STATUS |
|-----|-----------------------|----------------------------|----------------------------------|--|---|-----------------------------------|---------------------------------|------------------------|
| | A | B | C | D | E | F (D + E) | D (C + F) | |

| Groups D, E, F, & H and Expanded Projects | | | | | | | | |
|--|---|-------------------------|-------------------------|---------------------------|-------------------------|---------------------------|-----------------------|-----------------|
| 17 | Amelia Earhart Middle School | \$12,350.00 | \$12,350.00 | (\$12,350.00) | \$0.00 | (\$12,350.00) | \$0.00 | Dormant |
| 18 | Benjamin Franklin Elementary School | 47,103.04 | 47,103.04 | (47,103.04) | 0.00 | (47,103.04) | 0.00 | Dormant |
| 19 | Bryant Elementary School | 161.01 | 161.01 | (161.01) | 0.00 | (161.01) | 0.00 | Dormant |
| 20 | Casa Blanca Elementary School 3 | 91,722,929.13 | 68,235,195.64 | (64,627,397.37) | (833,104.33) | (65,460,501.70) | 2,774,693.94 | In Construction |
| 21 | Facilities Projects (Program Costs) | 4,781,766.67 | 4,780,981.67 | (4,587,667.17) | (50,159.48) | (4,637,826.65) | 143,155.02 | Planning |
| 22 | George Washington Elementary School | 23,939.85 | 23,939.85 | (23,939.85) | 0.00 | (23,939.85) | 0.00 | Dormant |
| 23 | Highgrove II Neighborhood School | 4,169,647.57 | 4,145,349.14 | (4,145,349.14) | 0.00 | (4,145,349.14) | 0.00 | Planning |
| 24 | John W. North High School | 62,967,195.48 | 36,087,332.80 | (29,339,398.95) | (3,845,066.25) | (33,184,465.20) | 2,902,867.60 | In Construction |
| 25 | Martin Luther King High School | 891,610.79 | 891,610.79 | (891,610.79) | 0.00 | (891,610.79) | 0.00 | Dormant |
| 26 | Mountain View Elementary School | 13,302.50 | 13,302.50 | (13,302.50) | 0.00 | (13,302.50) | 0.00 | Dormant |
| 27 | Ofelia Valdez-Yeager Eastside Elementary School 3 | 118,250,000.00 | 12,492,098.80 | (8,728,711.73) | (1,383,348.55) | (10,112,060.28) | 2,380,038.52 | Planning |
| 28 | Pachappa Elementary School | 11,450.00 | 11,450.00 | (11,450.00) | 0.00 | (11,450.00) | 0.00 | Dormant |
| 29 | Ramona High School | 21,250.00 | 21,250.00 | (21,250.00) | 0.00 | (21,250.00) | 0.00 | Dormant |
| 30 | Riverside STEM Academy | 9,952.47 | 9,952.47 | (9,952.47) | 0.00 | (9,952.47) | 0.00 | Dormant |
| 31 | STEM Education Center | 1,782,190.01 | 1,587,931.07 | (1,517,437.04) | 9,185.00 | (1,508,252.04) | 79,679.03 | Planning |
| 32 | William Howard Taft Elementary School | 31,893.06 | 31,893.06 | (31,893.06) | 0.00 | (31,893.06) | 0.00 | Dormant |
| 33 | Woodcrest Elementary School | <u>20,170.63</u> | <u>20,170.63</u> | <u>(20,170.63)</u> | <u>0.00</u> | <u>(20,170.63)</u> | <u>0.00</u> | Dormant |
| GROUPS D, E, F, & H & EXPANDED: | | \$284,756,912.21 | \$128,412,072.47 | (\$114,029,144.75) | (\$6,102,493.61) | (\$120,131,638.36) | \$8,280,434.11 | |

| | | | | | | |
|----------------------------------|--------------------------------|--------------------------------|----------------------------------|--------------------------------|----------------------------------|------------------------------|
| MEASURE O PROJECT TOTALS: | <u>\$567,966,113.71</u> | <u>\$371,419,104.69</u> | <u>(\$356,883,264.48)</u> | <u>(\$6,183,761.66)</u> | <u>(\$363,067,026.14)</u> | <u>\$8,352,078.55</u> |
|----------------------------------|--------------------------------|--------------------------------|----------------------------------|--------------------------------|----------------------------------|------------------------------|

* Reflects the entire estimated budget for the project. Some projects may be multi-funded from various District Capital Facility Funding Sources.

¹ Expenditures reflected in last CBOC Report dated December 9, 2025. Financial period ended on October 31, 2025.

² Expenditures related to Measure O from November 1, 2025 to February 12, 2026.

³ The above budgets reflect estimated construction costs including site acquisition costs.

Measure O Detailed Expenditure Backup

from *Keystone Solutions*
November 1, 2025 to February 12, 2026



Measure O GROUP A Expenditure Backup

(No Expenditures to Report)



Measure O GROUP B Expenditure Backup



Measure O - Group B Expenditures Backup from 11/1/2025 to 2/12/2026

| Project: 104-9776 - Alcott Elementary School - Modernization | | |
|--|----------------------|--|
| Vendor | Expenditure | Description |
| Inland Building Construction Companies, Inc. | \$1,541.00 | Construction Costs - General Construction |
| Tao Rossini, A Professional Corporation | \$5,000.00 | Legal Consulting Services |
| Project Total: | \$6,541.00 | 104-9776 - Alcott Elementary School - Modernization |
| Project: 142-9776 - Monroe Elementary School - Modernization (57/67215-00-048) | | |
| Vendor | Expenditure | Description |
| LPA Architects | (\$23,448.75) | Architect Fees |
| Project Total: | (\$23,448.75) | 142-9776 - Monroe Elementary School - Modernization (57/67215-00-048) |
| Grand Total: | (\$16,907.75) | Riverside Unified School District |

Measure O GROUP C Expenditure Backup



Measure O - Group C Expenditures Backup from 11/1/2025 to 2/12/2026

| Project: 114-9776 - Fremont Elementary School - Modernization (57/67215-00-043) | | |
|---|----------------------|---|
| Vendor | Expenditure | Description |
| Ruhnau Clarke Architects | (\$60,223.00) | Architect Fees |
| Tao Rossini, A Professional Corporation | \$2,872.50 | Legal Consulting Services |
| Project Total: | (\$57,350.50) | 114-9776 - Fremont Elementary School - Modernization (57/67215-00-043) |
| Project: 136-9776 - Longfellow Elementary School - Modernization | | |
| Vendor | Expenditure | Description |
| Tao Rossini, A Professional Corporation | \$2,000.00 | Legal Consulting Services |
| Project Total: | \$2,000.00 | 136-9776 - Longfellow Elementary School - Modernization |
| Project: 310-9776 - Arlington High School - Modernization (57/67215-00-049) | | |
| Vendor | Expenditure | Description |
| Division Of The State Architect | (\$466.06) | Plan Check Fees |
| Ruhnau Clarke Architects | (\$579.00) | Architect Fees |
| Southland Inspections, Inc. | (\$1,680.00) | Inspector of Record |
| TGR Geotechnical, Inc. | (\$6,284.74) | Lab of Record |
| Project Total: | (\$9,009.80) | 310-9776 - Arlington High School - Modernization (57/67215-00-049) |
| Grand Total: | (\$64,360.30) | Riverside Unified School District |

**Measure O ALL OTHER
Project Groups
Expenditure Backup**



Measure O - Group D, E & NEW SCHOOL Projects Expenditures Backup from 11/1/2025 to 2/12/2026

| Project: 330-9772 - North High School - New Construction | | |
|--|-----------------------|--|
| Vendor | Expenditure | Description |
| Gafcon, Inc. | (\$14,493.00) | Labor Relations |
| Game One | (\$20,472.36) | Sports Equipment Costs |
| Global Industrial | (\$4,825.89) | Equipment & Supplies |
| Home Depot | (\$1,323.22) | Building Supplies |
| Ken's Sporting Goods | (\$2,705.00) | Athletic Equipment & Supplies |
| Konica Minolta Business Solutions | (\$15,336.69) | Technology Consultants Costs |
| Leighton Consulting, Inc | (\$8,737.50) | Geotechnical Inspection |
| MTN Engineering | (\$3,690.00) | Construction |
| PHP Ecommerce LLC | (\$5,100.28) | Consulting Costs |
| Real Volleyball, LLC | \$1,692.94 | Athletic Equipment |
| Riverside Rubber Stamp | (\$3,480.00) | Equipment & Supplies |
| SWPPP CAL | (\$6,050.00) | Other Construction Costs/Stormwater Management |
| School Health Corporation | (\$2,477.06) | Equipment & Supplies |
| School Outfitters | (\$171,252.41) | Materials and Supplies |
| Sierra School Equipment Co | (\$1,087.50) | Furniture & Equipment |
| Southland Inspections, Inc. | (\$36,540.00) | Inspector of Record |
| Project Total: | (\$295,877.97) | 330-9772 - North High School - New Construction |
| Project: 330-9776 - North High School - Modernization | | |
| Vendor | Expenditure | Description |
| All Star Air Systems Inc | (\$248,238.35) | Construction Costs - HVAC |
| Bogh Engineering Inc. | (\$2,703.00) | Construction Costs - Concrete |
| Burgess Moving And Storage Company | (\$29,371.56) | Moving Costs |
| Courtney Inc. | (\$58,609.78) | Roofing Costs |
| D&M Painting, Inc. | (\$110,923.89) | Construction Costs - Painting |
| Daniel's Electrical Construction | (\$590,648.40) | Construction Costs - Electrical |
| Inland Building Construction Companies, Inc. | (\$1,072,837.71) | Construction Costs - General Construction |
| Inland Empire Landscape, Inc. | (\$224,318.47) | Construction Costs - Landscaping |
| J.G. Tate Fire Protection Systems, Inc. | (\$12,806.00) | Fire Protection |

Measure O - Group D, E & NEW SCHOOL Projects Expenditures Backup from 11/1/2025 to 2/12/2026

| Project: 330-9776 - North High School - Modernization | | |
|---|-------------------------|--|
| Vendor | Expenditure | Description |
| JCE Equipment Inc | (\$80,665.93) | Paving |
| JPI Development Group, Inc. | (\$60,875.77) | Construction Costs - Plumbing |
| K & Z Cabinet Co., Inc. | (\$15,458.39) | Construction Costs - Casework |
| McKernan Inc. | (\$67,146.43) | Construction Costs - Doors/Glazing |
| Preferred Ceilings, Inc. | (\$40,206.62) | Construction Costs |
| Progressive Surface Solutions, LLC | (\$116,588.65) | Construction Contractor - Floor Coverings |
| Schroeder Iron Corporation | (\$73,212.70) | Construction Costs |
| Sierra Lathing Company, Inc. | (\$183,395.03) | Construction Costs |
| Tilden-Coil Constructors | (\$197,800.00) | Construction Management |
| Verne's Plumbing, Inc. | (\$363,381.60) | Plumbing Costs |
| Project Total: | (\$3,549,188.28) | 330-9776 - North High School - Modernization |
| Project: 360-9772 - STEM Education Center | | |
| Vendor | Expenditure | Description |
| Tao Rossini, A Professional Corporation | (\$96.25) | Legal Consulting Services |
| Project Total: | (\$96.25) | 360-9772 - STEM Education Center |
| Project: 360-9776 - STEM Education Center - Modernization | | |
| Vendor | Expenditure | Description |
| Tao Rossini, A Professional Corporation | \$9,281.25 | Legal Consulting Services |
| Project Total: | \$9,281.25 | 360-9776 - STEM Education Center - Modernization |
| Project: 612-0000 - Facilities Projects - Undistributed | | |
| Vendor | Expenditure | Description |
| BLX Group | (\$1,800.00) | Measure O Arbitrage Reports |
| Best, Best, & Krieger, LLP | (\$8,394.48) | Legal Fees |
| California Financial Services | (\$26,750.00) | Project/Fund Tracking, Strategic Cash Flow Planning, COC Reports |
| PQBids, Inc. | (\$14,000.00) | Bid Prequalification |
| Project Total: | (\$50,944.48) | 612-0000 - Facilities Projects - Undistributed |

Measure O - Group D, E & NEW SCHOOL Projects Expenditures Backup from 11/1/2025 to 2/12/2026

| Project: 612-9776 - Facilities Projects - Modernization (CLOSED) | | |
|--|-----------------------|--|
| Vendor | Expenditure | Description |
| Tao Rossini, A Professional Corporation | \$785.00 | Legal Consulting Services |
| Project Total: | \$785.00 | 612-9776 - Facilities Projects - Modernization (CLOSED) |
| Project: 721-9772 - Casa Blanca - New Construction | | |
| Vendor | Expenditure | Description |
| Anderson Charnesky Structural Steel, Inc. | (\$10,476.00) | General Contractor |
| Best Contracting Services | (\$18,936.35) | Construction Costs - Roofing |
| Caston, Inc. | (\$22,591.31) | Construction Costs - Plaster |
| Donald M. Hoover Company | (\$37,334.05) | Construction Costs |
| Econo Fence Inc | (\$12,858.63) | Rentals, Leases & Repairs |
| Elite Glass Enterprise, Inc. | (\$27,122.50) | Glass Manufacturer |
| Elljay Acoustics, Inc. | (\$4,538.06) | Construction Costs |
| Go Architects, Inc. | (\$76,542.92) | Architects Fees |
| Ironclad General Engineering, Inc. | (\$40,014.15) | Construction |
| K & Z Cabinet Co., Inc. | (\$10,595.14) | Construction Costs - Casework |
| Letner Roofing Co. | (\$71,021.38) | Construction Costs - Roofing |
| Pringle Group | (\$2,050.00) | Construction |
| RVH Constructors, Inc. | (\$150,640.33) | Construction Costs - General Construction |
| Simco Mechanical, Inc. | (\$73,853.00) | Construction Costs - HVAC |
| Valley Industrial Mechanical | (\$113,205.80) | Construction Costs - Plumbing |
| W.D. Gott Construction Co. | (\$148,867.36) | Construction |
| Western Painting And Wallcovering, Inc. | (\$12,457.35) | Painting Service |
| Project Total: | (\$833,104.33) | 721-9772 - Casa Blanca - New Construction |
| Project: 722-9772 - Ofelia Valdez-Yeager Eastside - New Construction | | |
| Vendor | Expenditure | Description |
| Atkinson, Andelson, Loya, Ruud & Dept.Of Toxic Substances Control | (\$52,886.33) | Legal Costs |
| Gafcon, Inc. | (\$88,271.62) | Environmental Costs |
| Hamel Concrete, Inc. | (\$2,128.50) | Labor Relations |
| | (\$64,623.78) | Concrete Supplies & Services |

Measure O - Group D, E & NEW SCHOOL Projects Expenditures Backup from 11/1/2025 to 2/12/2026

| Project: 722-9772 - Ofelia Valdez-Yeager Eastside - New Construction | | |
|--|-------------------------|--|
| Vendor | Expenditure | Description |
| Ironclad General Engineering, Inc. | (\$28,920.85) | Construction |
| Overland, Pacific & Cutler LLC | (\$1,096.25) | Property Management Services |
| PBK Architects, Inc. | (\$91,787.44) | Architect Fees |
| Riverside, City Of | (\$3,995.70) | Permits & Fees |
| Southern California News Group | (\$3,362.59) | Advertising |
| Statewide Educational Wrap-up Program (SEWUP) | (\$514,005.94) | Insurance |
| Tao Rossini, A Professional Corporation | (\$962.50) | Legal Consulting Services |
| Telecom Law Firm | (\$819.00) | Legal Services |
| Tetra Tech, Inc. | (\$267,488.05) | Engineering Services |
| Tilden-Coil Constructors | (\$263,000.00) | Construction Management |
| Project Total: | (\$1,383,348.55) | 722-9772 - Ofelia Valdez-Yeager Eastside - New Construction |
| Grand Total: | (\$6,102,493.61) | Riverside Unified School District |