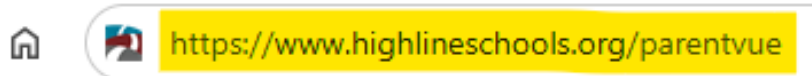


Guide: Current, Returning or Previously Enrolled Families

This guide is for families who already have a ParentVUE account or record with Highline Public Schools. If you currently have a student enrolled or have had a student enrolled in the past, please use this guide to enroll a brand new student, re-enroll a previously enrolled student or apply to a School or Program of Choice. You will either log in to your existing ParentVUE account or activate it using an activation key.

- 1 On your web browser (*Chrome is recommended*) navigate to Online Registration Account Access [here](https://www.highlineschools.org/parentvue). This link can also be found on our public website: www.highlineschools.org/parentvue



- 2 If you know your account credentials, proceed to login and complete online enrollment or an application to a School or Program of Choice. If you've accessed your account before, but forgot your password, you may do a password reset.

If you're accessing ParentVUE for the first time, you'll need to activate your account. Obtain your activation key by contacting your neighborhood school or the Family Center. Once you have your key, click **"Activate Account"**.

Language and accessibility support available at the bottom of the screen

Highline School District

User Name:

Password:

[Forgot Password](#)

- 3 Review the privacy statement.

Step 1 of 3: Privacy Statement

Read through the following Privacy Statement and click the Accept button to agree to the privacy agreement

**Highline Public Schools
ParentVUE/StudentVUE Use Agreement**

ParentVUE and StudentVUE are internet-based applications that provide access to education records for parents/guardians and students of Highline Public Schools. This application uses a secured Internet site. All parents/guardians and students who wish to use ParentVUE or StudentVUE must agree to the terms and conditions in this Agreement.

A. Rights and Responsibilities
ParentVUE/StudentVUE is a free service offered to all current students and parents/guardians of Highline Public Schools students. A parent/guardian must be authorized in order to activate a ParentVUE account, if the student is enrolled. Once a student withdraws or graduates, ParentVUE and StudentVUE access for that student's education records will be unavailable. Parents/guardians and their student(s) must

Clicking I Accept means that you agree to the above Privacy Statement.

- 4 Enter your information and activation key. Your name must match the name on file in our system. If you receive an error, please connect with a staff member.

Step 2 of 3: Sign In with Activation Key

Please enter your first name, last name and the 7 character authentication key (provided to you by the district), to activate your ParentVUE account:

First Name

Last Name

Activation Key

5

Set up your account by creating a username and password, and confirming your email address.

Step 3 of 3: Choose user name and password

Welcome To complete your account activation you will need to create your username and password. Remember that passwords are case sensitive. Your password can consist of numbers and letters and must be a minimum of 6 characters in length.

User Name

Password

Confirm Password

Primary E-Mail

[Complete Account Activation](#)

6

Once you're logged into ParentVUE, click on the **"Enroll, Apply, Update Info"** button in the top right hand corner.

No Photo
Student A
Student School
School Phone #
ID:

My Account Help **Enroll, Apply, Update Info** Close


Highline School District

Home

- Alerts
- Calendar
- Attendance
- Class Schedule
- Course History
- Grade Book
- MTSS
- Report Card
- Student Info
- Documents

No Photo
Edupoint
On file

Student Nam ID: 777777
Student School No Data

Recent History

7

Please select the packet you'd like to complete, making sure it's the correct one for the enrollment or application you're planning to submit.

SELECT REGISTRATION TO BEGIN

Please select the online packet you would like to begin

2025-2026 School Year



New Enrollment (25-26)

More Info

Enrolling a student for the *first time* for the 2025-26 year. Please move forward with selecting this packet.



Online Verification (Current Enrolled Students)

More Info

Online Verification allows families with current enrolled student to annually *update* their information including emergency contacts, addresses, phone numbers and health information.

2026-2027 School Year



Puget Sound Skills Center Application










Schools and Programs of Choice Application

8

Follow the steps through the enrollment or application process until the final step to submit. You can save your progress and return anytime.

New Enrollment

-  Introduction
-  Family
-  Parent/Guardian
-  Emergency
-  Students
-  Review/Submit
-  Delete Enrollment

INTRODUCTION

Welcome

Information

Welcome to Highline Public Schools' Online Enrollment

Our online enrollment application will guide you through the process.

9

Your neighborhood school will review and process your enrollment. Wait for a confirmation email and/or communication from your school's office. For processing status, contact your neighborhood school.



Schools & Programs of Choice used lottery-based student selection. Waitlist system is used post lottery. Please contact the School or Program of Choice for an application status.

(Example of a submitted enrollment to neighborhood school)

Enrollment and Verification

New Enrollment

[Review](#) [Upload Documents](#) Submitted:

Status	Last Name	First Name	Grade	School Name
 Waiting				 Highline High School: Waiting

(Example of a submitted application to a School of Choice)

Enroll, Apply, Update Info

Schools and Programs of Choice Application

[Active](#) [History](#)

[Review](#) Submitted:

Status	Last Name	First Name	Grade	Preference Order	School Name	Comments
Application is Being Processed			09	1	CHOICE Academy	
Application is Being Processed			09	2	Big Picture School	

For additional support, please contact your neighborhood school or the Family Center at 206-631-3003.

Visit our [enrollment website: highlineschools.org/enroll](https://highlineschools.org/enroll)