



# 2025-2026 February Board Report

## Carberry Elementary School

Emmett School District  
Greg Alexander, Principal

### Highlights: Attendance and enrollment

#### ★ Enrollments (402) from 1/9/2026-2/5/2026

<u>Grade</u>	<u>Enrolled</u>	<u>Attendance %</u>
<u>Kindergarten</u>	<u>65 up 1</u>	<u>96.17 up from 94.28</u>
<u>1st Grade</u>	<u>50 down 1</u>	<u>97.00 up from 95.21</u>
<u>2nd Grade</u>	<u>60 down 1</u>	<u>96.7 up from 93.60</u>
<u>3rd Grade</u>	<u>75 up 1</u>	<u>94.76 up from 92.46</u>
<u>4th Grade</u>	<u>77 up 1</u>	<u>94.87 up from 93.01</u>
<u>5th Grade</u>	<u>76 same</u>	<u>96.05 up from 94.2</u>
<u>Total Enrolled</u>	<u>403 up 1</u>	<b>K-5th average attendance for <u>1/9/2026-2/5/2026 95.82 up from 93.71, up 2.11%.</u></b>

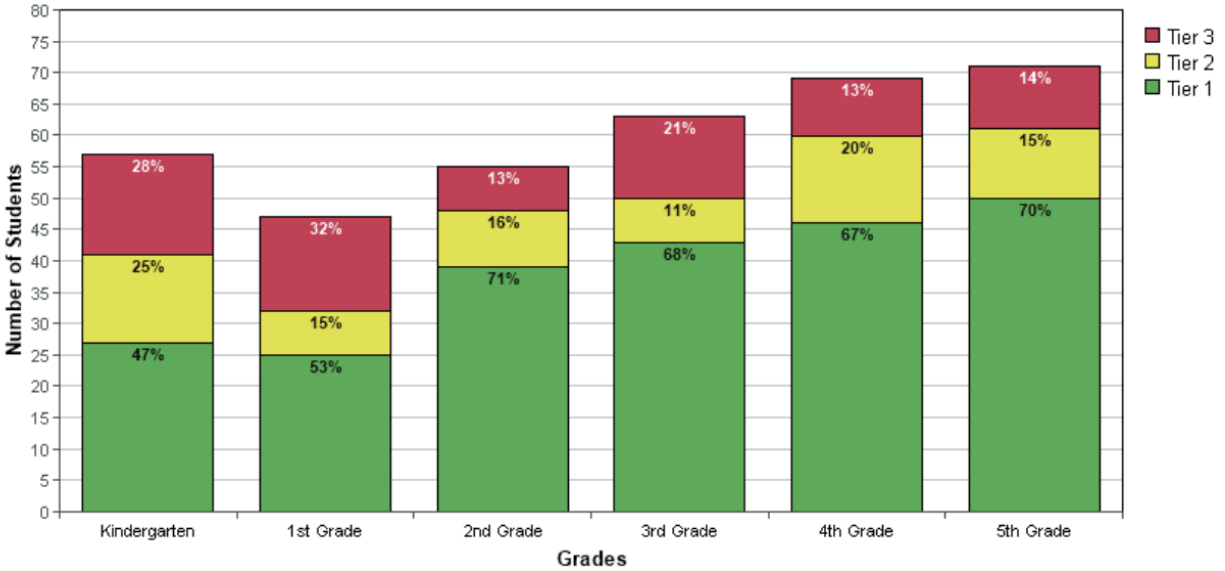
#### ★ ISAT/ISIP Data 2024-2025 End of year results (No new data for ISAT)

<b>ELA ISAT</b>	<b>State</b>	<b>District</b>	<b>CES School</b>
3rd	48%	48%	58% (+10%)
4th	50%	40%	56% (+6%)
5th	54%	52%	60% (+6%)
<b>Math ISAT</b>	<b>State</b>	<b>District</b>	<b>CES School</b>
3rd	50%	55%	56% (+6%)
4th	49%	41%	48% (-1%)

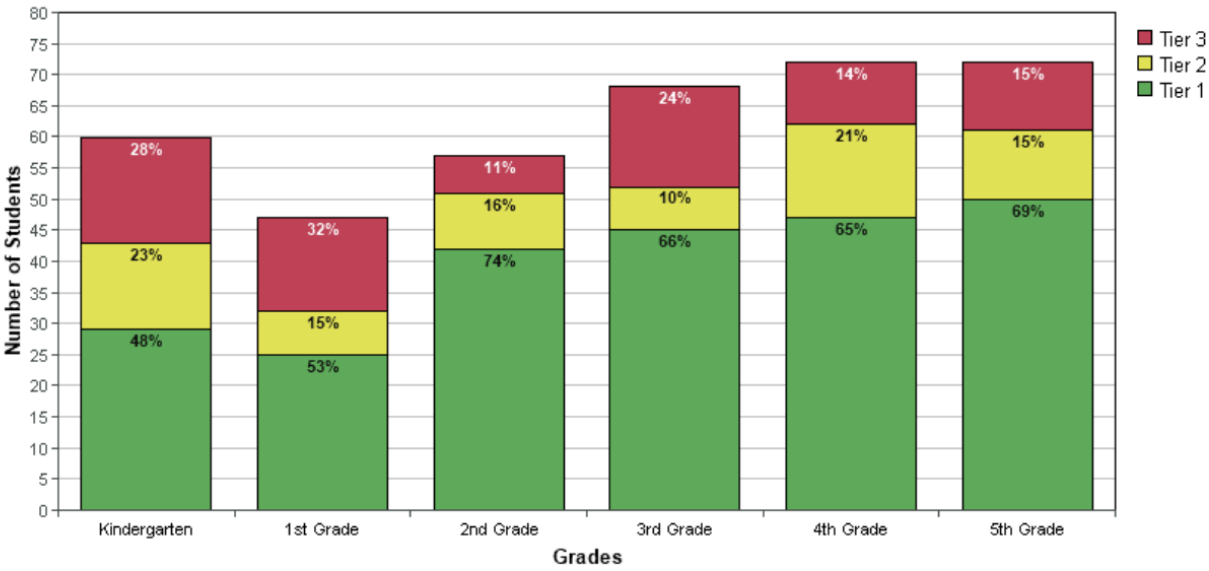
5th	42%	40%	57% (+15%)
<b>Science</b>	<b>State</b>	<b>District</b>	<b>CES School</b>
5th	44%	46%	57% (+13%)

★ **ISIP Reading Scores** - 4th and 5th are using IXL to Benchmark students for the fall and will use their diagnostic scores to watch progress.

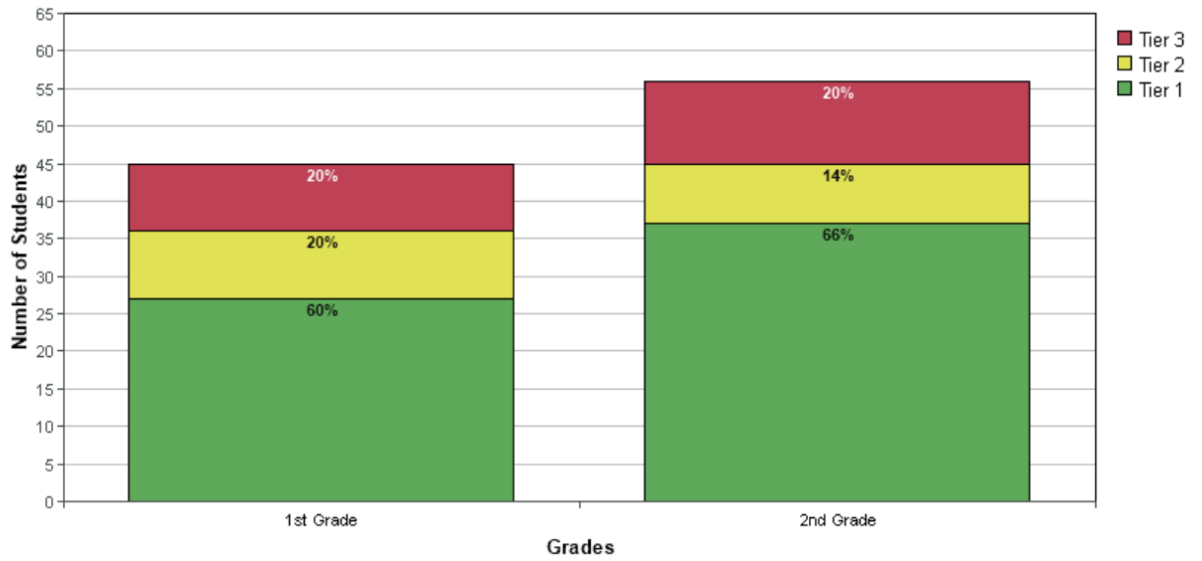
All Grades - October 2025



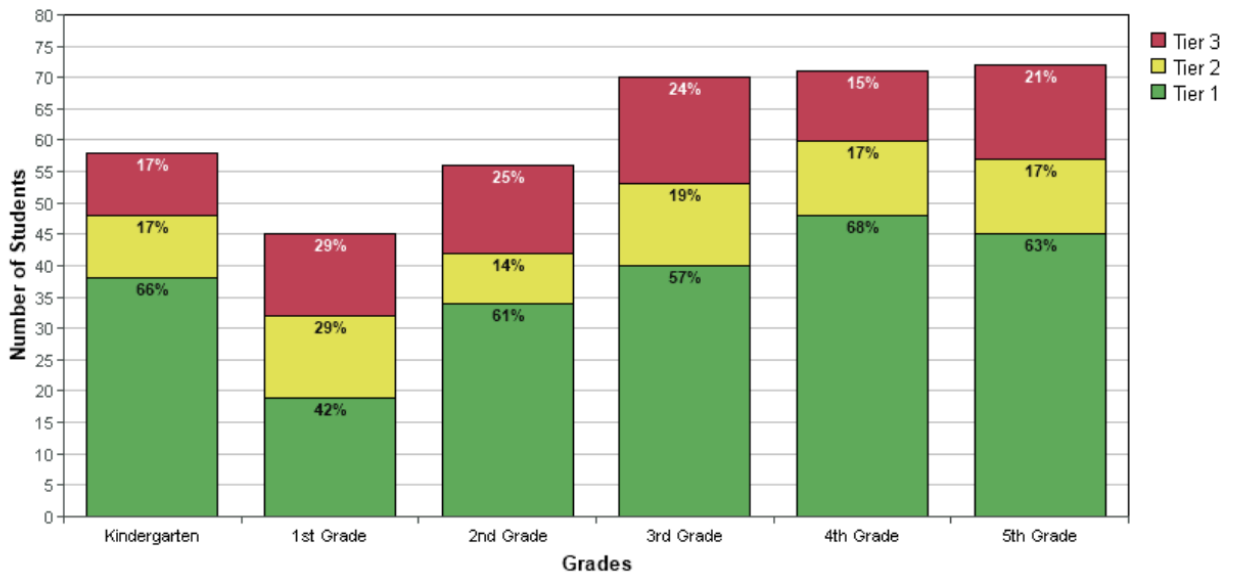
All Grades - October 2025



**All Grades - December 2025**



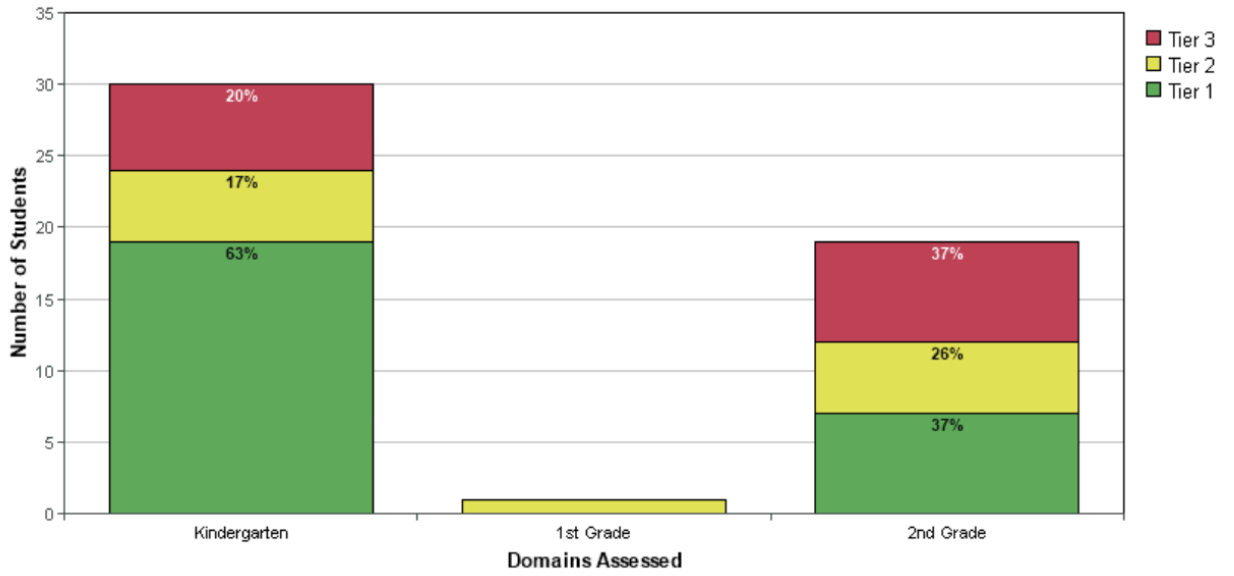
**All Grades - February 2026**



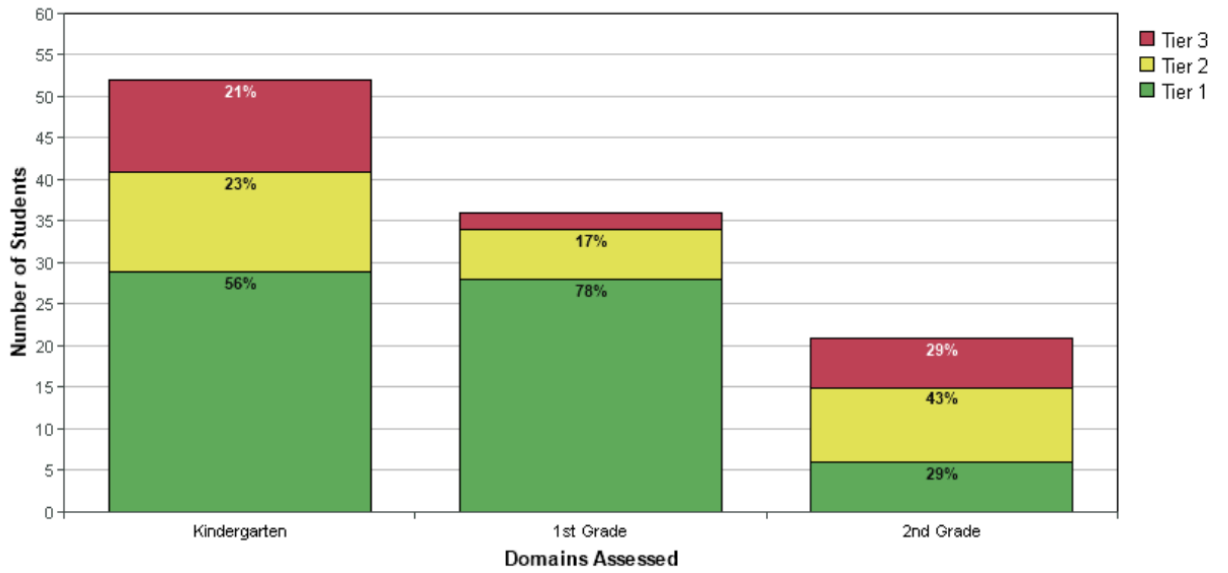
Noticings: We are up 19% proficient in Kinder, and 1% in 4th grade and have seen a drop in 1st(11%), 2nd(10%), 3rd(11%) and 5th(7%). I am wondering if this is because we are not testing each month and only Fall, Winter and Spring. Winter test does start to change and expect more from the students as the year goes along.

★ **ISIP Math Scores**

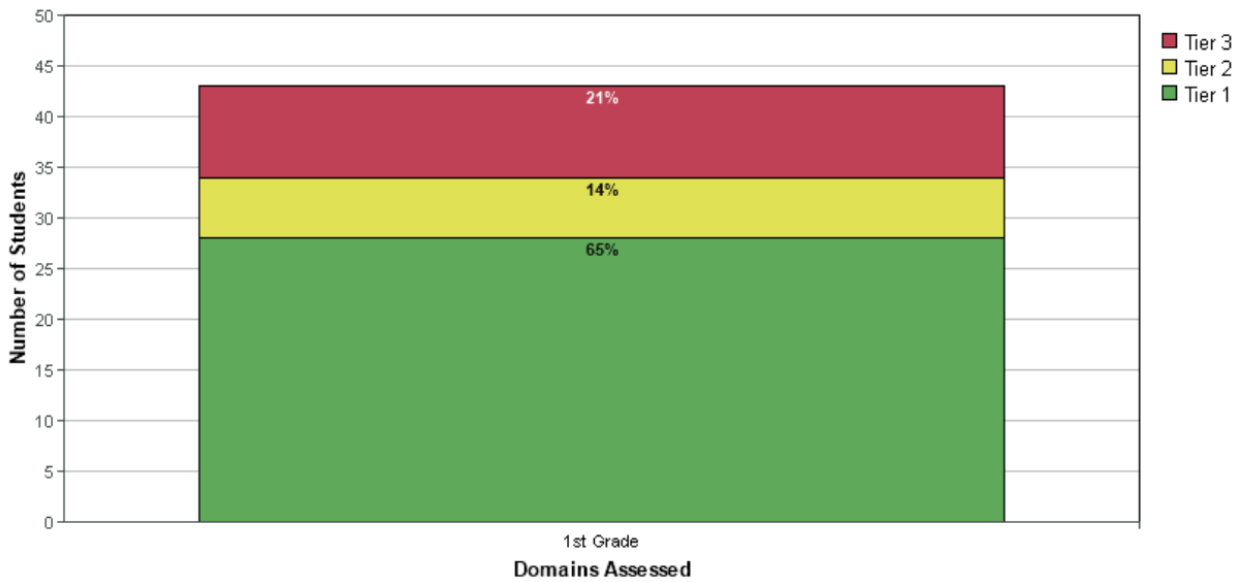
All Grades - October 2025



All Grades - December 2025



All Grades - February 2026





<b>Grade 2</b> 61		21,069	1,110	641	543	2	180	+6
		18,413	767	531	457	7	213	+5
		4,360	299	240	228			
		1,771	138	94	89			
		34	2	0	0			
<b>Grade 3</b> 74		56,069	2,619	1,645	1,327	23	354	+10
		34,587	1,380	772	616	21	283	+10
		1,260	101	50	42			
		646	49	18	16			
		2	2	0	0			
<b>Grade 4</b> 76		89,846	4,249	2,361	2,040	63	379	+7
		85,870	3,282	1,849	1,559	65	424	+13
		862	74	36	35			
		746	67	21	17			
		16	3	0	0			
<b>Grade 5</b> 77		100,353	4,217	2,222	1,718	7	511	+11
		61,382	2,192	1,061	804	11	560	+10
		4,675	191	122	105			
		14,845	540	207	170			
		17	2	0	0			

[Click here to view full assessment assessment data](#)

December 2025

<b>Grade 2</b> 61		24,318	1,272	733	621	57	243	+11
		21,358	873	589	513	57	246	+11
		4,574	316	249	235			
		1,873	146	95	90			
		34	2	0	0			
<b>Grade 3</b> 75		72,664	3,553	2,367	1,696	66	318	+10
		44,215	1,756	990	777	60	321	+10
		1,389	111	57	49			
		677	52	20	17			
		4	4	0	0			
<b>Grade 4</b> 77		121,806	5,622	3,253	2,810	76	392	+9
		111,811	4,152	2,339	1,949	74	424	+13
		1,166	96	43	43			
		1,284	105	35	32			
		18	4	0	0			
<b>Grade 5</b> 76		119,761	5,190	2,846	2,266	71	472	+10
		79,489	2,722	1,359	1,053	72	523	+8
		5,663	239	155	135			
		14,959	549	210	173			
		18	3	0	0			

Findings: Of the skills progress, our students are growing consistently to the expected 10pts/month. This report shows that most of our 4th grade students were tested and that their Math score average is 3rd grade, 8th month, and Reading at 4th grade, 2nd month. When more students test this month, then we will see more students in February for January's data.

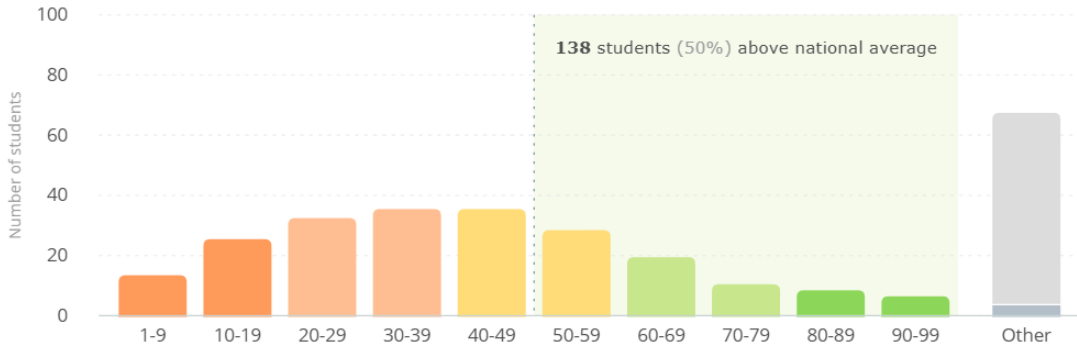
### Flex Benchmark Growth

	Math Average			Reading Average			# of students	
	Dec	Feb	Growth	Dec	Feb	Growth	Dec	Feb
2nd grade	225	243	18	228	246	18	61	57
3rd grade	305	318	13	311	321	10	74	66/60
4th grade	369	392	23	406	424	18	76	76/74
5th grade	452	472	20	514	523	9	77	71/72

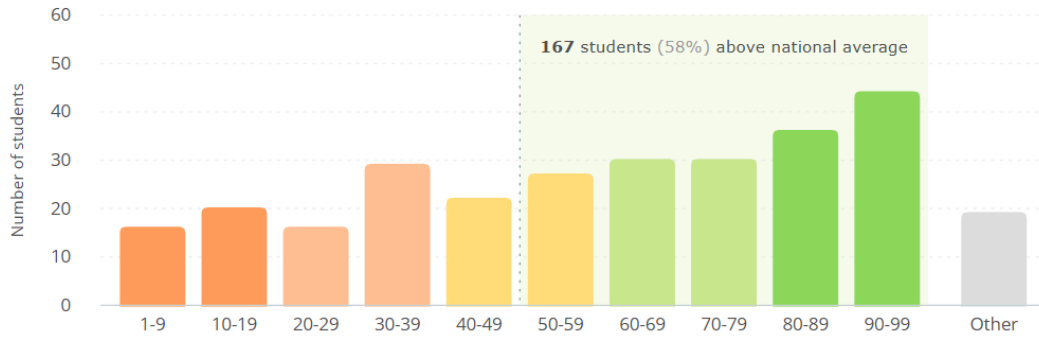
Findings: Students did grow more this last month from December's scores.

★ IXL Math (Grades 2nd-5th)

Percentile ranks



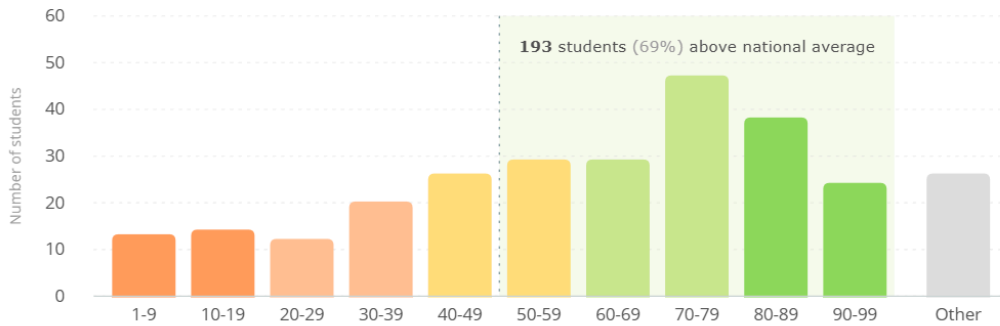
Percentile ranks

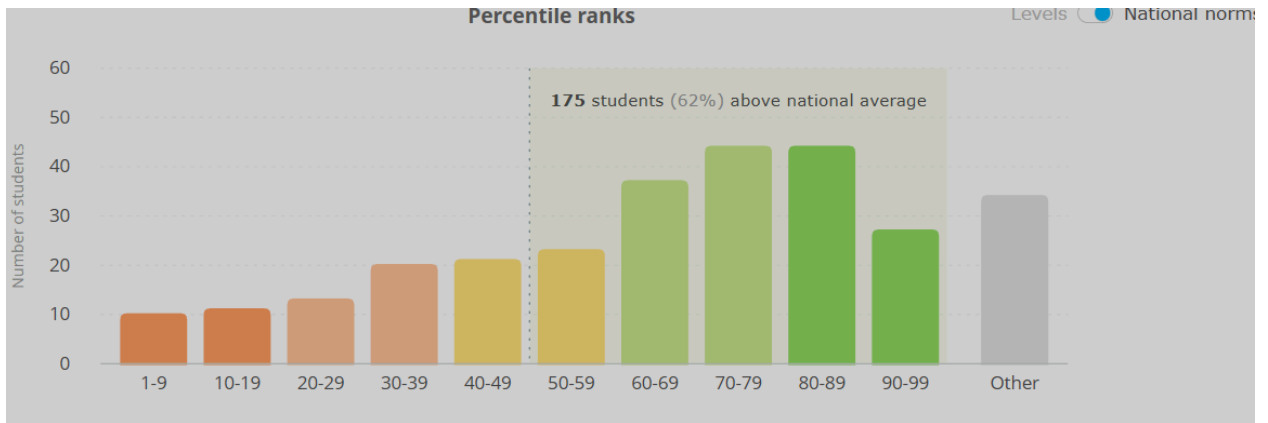


Noticings: More students are above the national average at 167 or 58% of our students.

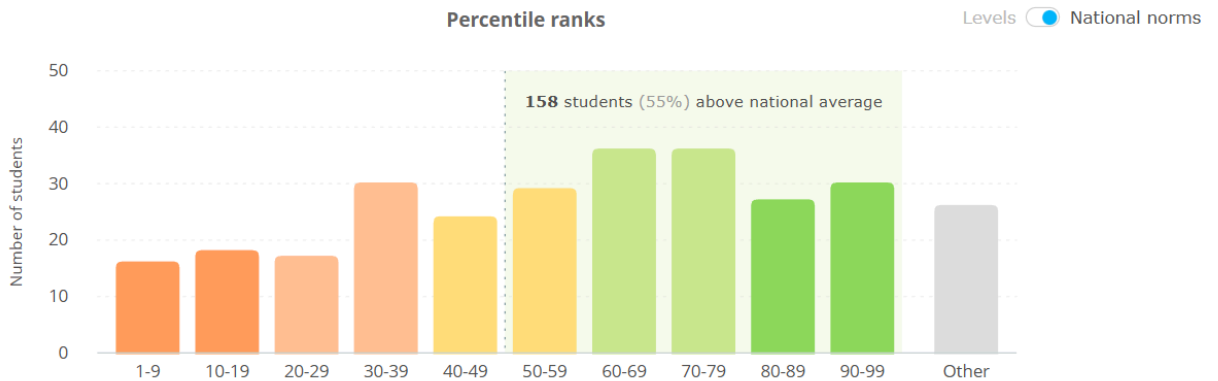
★ IXL Reading (2nd - 5th)

Percentile ranks





December 2025



February 2026

Noticings: We dropped 17 students from being above the national average but they are still on the bubble in 30-39%ile and 40-49%.

### ★ Behavioral/PBIS Updates -

We are still working on how to bring Classroom 180 material back into play for the spring semester, as we only gave an overview of Trauma informed teaching. We are working with [PBISapps.org](https://PBISapps.org) and Katie Conley from BSU to bring a tracking system of behavior called SWIS. We will be working with Katie this next week after the district PBIS meeting to answer some SWIS questions

### ★ Staff Highlight Certified/Classified

I want to highlight Jenness Barr, 1st grade teacher, as she has stepped up to run our PBIS team meetings. She feels passionate about student behaviors and realizes that she can be a part of the solution. I am also giving a shout out to Audrey Skendrovich because of her willingness to take notes in the PBIS meeting and getting clarity on what is being said and what needs to get implemented. I am thankful for the whole PBIS team as well.

The classified staff person that I would like to highlight this month is Irene Martz for her infectious laugh and her ability to work with our kindergarten

students. Irene has a heart of Gold and surprises us with fun Christmas presents each year for everyone. Thanks for your high fives Irene.

★ **Events Past/Upcoming**

4th grade students will be taking the NAEP (National Assessment of Educational Progress) on the 24th of February. Some will take the math test, and some will take an ELA assessment; both will take about 2 hours. This is a random selection of 4th grade students across the country that represents each state.

We also have the Carberry PTO/PAC's fundraiser called Carberry's Got talent on Thursday, February 19th. Many students will be performing live and some will video their talents and submit them. This year we have a number of staff that are going to be performing as the last act of the night. Come see what the Jungle has in store at this great event.

On February 20th, we will be taking a group of 4th and 5th grade students up to Bogus Basin for a lesson and some skiing. We are hoping for a little more snow but we are planning on going.

**Please see the Carberry Newsletter for other information going out to our families.**