



## Learning Through Play, Every Student, Every Day

### A MESSAGE FROM THE DIRECTOR OF 4-YEAR-OLD KINDERGARTEN!

Dr. Seuss said, "You can find magic wherever you look. Sit back and relax, all you need is a book." In our Literacy Corner this month, we explore things parents can do when reading aloud that children enjoy and engage with as they continue their journey to becoming a reader. It must seem like magic as they come to realize that those letters, and gradually words, tell a story and that they will eventually learn how to read that story.

The developmental range for pre-reading behaviors is incredibly wide in 4-year-old lives. Many of our 4K students are learning to identify letters, and some have started to identify their names. Some are writing sight words they see in their environment, like STOP from the stop signs they see on their way to school. Have you ever noticed that a stop sign uses all capital letters? At the beginning, your child's writing may use all capital letters too, because print in our environment uses them. The more children are exposed to books and instruction, the more lowercase letters you will find them using.

This developmental range of skills is very typical at this age level, and the best way to support your child's growth, no matter what level they are, is to read to them. I encourage you to sit back and relax, and enjoy some time reading together with silly voices, wide eyes, hushed voices, sleepy eyes, and whatever else makes the books come alive.

### WHAT'S IN THIS MONTH'S ISSUE?

- Literacy Corner
- 4K Office Contact Information
- Tucker's Corner
- Health Services Note
- Building for Kids Opportunity
- Kindergarten Here I Come- AASD Summer School
- AASD Birth-Five Events
- Community Opportunities
- March Activity Calendar
- AASD Help for the Homeless Drive
- AASD Referendum Information

### 2026-2027 4K ENROLLMENT

Do you know a child who will be 4 years old on or before September 1st?!

Appleton Community 4K enrollment for the 2026-2027 school year began on Monday, February 9th, 2026!

Find more information on our 4K website:  
[4k.aasd.k12.wi.us/our-school/enrollment](http://4k.aasd.k12.wi.us/our-school/enrollment)



### Upcoming Events

- Learning Through Play Playgroups sponsored by Birth to Five Outreach: join on Thursdays each month from 9:00-10:00 AM OR 10:30-11:30 AM. Registration is required, see below for more information.
- Play with Purpose: join on Tuesdays each month from 9:00-10:00 AM or 10:30-11:30 AM. Registration is required, see below for more information.

For more information OR to register for any of these events, please contact:

(920) 832-6470



# THE LITERACY CORNER

## Reading Aloud

Reading aloud to children is the best way we know to teach them to love books. (Don Holdaway)

There is no exact right way to read aloud to children, however, the more expressive we read, the more fantastic the experience will be. As you read aloud, be aware of your body position, your eyes and their expression, your eye contact with your child, and the animation of your voice. Choose simple stories and try to read aloud to your child at least three times a day if possible. Although a read-aloud can happen anytime, it is important also to have a ritual about reading aloud every night, in the same place, at the same time. Having regular routines helps children feel safe and secure in life.


### Reading Aloud...

- Cultivates a passion for and love of reading
- Develops a background knowledge that will help students achieve a higher level of understanding
- Provides a risk-free learning environment
- Fills the air with rich language
- Develops a rich vocabulary
- Allows children to grow their understanding of the world beyond the classroom walls
- Allows for oral language development as children begin to have conversations about the story, the characters, and why the author made the decisions she/he made
- Instills comprehension skills and strategies that children will use with their independent reading
- Leads to active thinking in children easier than any other single activity
- Leads to greater self-esteem and success, even in the most reluctant readers

- Lester Laminack

This month's book recommendations focus on books that children love:

I Went Walking by Sue Machin  
Each Peach Pear Plum by Janet and Allan Ahlberg  
Brown Bear, Brown Bear, What Do You See? By Bill Martin, Jr.  
Where the Wild Things Are by Maurice Sendak  
Green Eggs and Ham by Dr. Seuss  
Owl Babies by Martin Waddell  
The Very Hungry Caterpillar by Eric Carle  
Dear Zoo by Rod Campbell  
Rosie's Walk by Pat Hutchins



4K OFFICE  
CONTACT  
INFORMATION



Suzette Preston, Director of 4-Year-Old Kindergarten  
Kabao Mouda, Dean of Students

Karissa Covington & Joan Kretz  
Appleton Community 4K Administrative Assistants

Appleton Community 4K  
2701 N Oneida Street, Suite C2  
Appleton, WI 54911

Phone: (920) 852-5600

Fax: (920) 852-5601

E-mail: [community-4k@aasd.k12.wi.us](mailto:community-4k@aasd.k12.wi.us)

# TUCKER'S CORNER



In 4K we use many strategies to help our young students find success during their class time. One strategy we are teaching that will stay with them throughout their lives is following a daily routine. Our classrooms use visual schedules for our young learners. An example of the schedule to start the school day might look like this:



Hang Up  
Outdoor Clothes



Table Top Activities



Class Meeting

An important routine at home is bedtime, yet we frequently hear from parents that they struggle with this routine. When young children don't have the 10-12 hours of sleep they need, their learning can be affected.

When children sleep, their body is busy developing new brain cells that they need for physical, mental, and emotional development. Young children thrive on predictability and learn from repetition. It is important to establish a bedtime routine that you and your child both understand and helps everyone to feel calm and relaxed.

## Here are some tips to try at home to build a consistent bedtime routine:

- Be creative, engage your child in setting this routine.
- Give 10, 5, and 2-minute warnings before starting your bedtime routine.
- Help your child choose a quiet activity before bedtime like reading books, listening to music, or holding a stuffed animal.
- Watch for signs of sleepiness and teach your child the words to use to communicate when they are tired.
- Talk about what will happen the next day to reassure your child that they will not miss out on something and to encourage sleep to make sure tomorrow will be fun.
- Use a visual schedule with pictures to show the steps leading up to bedtime. To the right is one example of a bedtime routine. Other examples can be found at the website listed below if you type "visual schedule" into the search box.
- Give your child undivided and unrushed attention during this bedtime routine to make it positive and something to look forward to each night.

	Get ready for bed	
	Brush teeth	
	Use the bathroom	
	Story time	
	Go to sleep	

As taken and modified from


[https://challengingbehavior.cbcs.usf.edu/docs/backpack/BackpackConnection\\_routines\\_bedtime.pdf](https://challengingbehavior.cbcs.usf.edu/docs/backpack/BackpackConnection_routines_bedtime.pdf)



# APPLETON AREA SCHOOL DISTRICT

Health Services \* P.O. Box 2019, Appleton, WI 54911 \* 920-852-5344

## FROM THE SCHOOL NURSE:



# NOROVIRUS

Norovirus is a virus that causes vomiting, diarrhea, and abdominal cramping. Norovirus is often incorrectly referred to as "the stomach flu"; however, norovirus illness is not related to the flu (influenza), which causes respiratory symptoms. Norovirus causes approximately 20 million illnesses each year in the United States. Anyone can get norovirus infection and become sick. There are many different types of noroviruses; having a norovirus infection once does not mean you will not get it again during your lifetime.

### How is it spread?



- ▶ The virus is found in the stool or vomit of someone infected with norovirus from the time symptoms start until at least 48 hours after symptoms end, and probably longer.
- ▶ The virus can be on a person's hands and spread to others, which is why handwashing is important.
- ▶ It can be spread by eating food or drink that has been contaminated with norovirus as well as touching objects with norovirus on them (e.g., shaking hands with an infected person, touching a doorknob that has norovirus on it) and then touching your mouth.
- ▶ Norovirus can survive on surfaces for 14 days or longer.

### What are the signs and symptoms?

*Symptoms usually begin 12-48 hours after becoming infected with the virus and can include:*



#### Common symptoms:

- ▶ Vomiting (more common in children)
- ▶ Watery, non-bloody diarrhea
- ▶ Stomach cramps

#### Occasional symptoms:

- ▶ Low-grade fever
- ▶ Headache
- ▶ Chills
- ▶ Muscle aches
- ▶ Fatigue

### What are the treatment options?



- ▶ There is no treatment for norovirus; people usually recover on their own 2-3 days after symptoms start.
- ▶ Drinking plenty of liquids is important to replace fluid loss and to make sure the body does not become dehydrated.

### How can it be prevented?



- ▶ Handwashing is the most important step to prevent the spread of norovirus. It is essential to wash hands after using the restroom and before touching food.
- ▶ Anyone with diarrhea or vomiting should stay home from work or school until symptoms are gone in order to prevent spreading norovirus to others.
- ▶ People with diarrhea or who are vomiting should not handle food, work in or attend day care centers or schools, or take care of patients in a health care facility until 48 hours after their symptoms are gone.
- ▶ No vaccine is available to prevent norovirus infections.



## BUILDING FOR KIDS & APPLETON COMMUNITY 4K

**BE ON THE LOOKOUT! WE'VE CHANGED UP OUR ANNUAL 4K BUILDING FOR KIDS EVENT! INSTEAD OF 1 EVENING, WE'VE SPREAD YOUR CHANCE TO VISIT THE MUSEUM OVER AN ENTIRE WEEK!**

Your child will be bringing home a **complimentary day pass to The Building for Kids Children's Museum** in their red mail folder on **Thursday, March 12**. Each pass admits one 4K student and one grown-up. You may bring additional guests for the reduced rate of **\$5 per person**.

Passes must be used **Friday, March 13, through Thursday, March 19, 2026**. If the additional guest fee would be a financial hardship for your family, please contact the 4K office at (920) 852-5600 by Monday, March 9th, 2026.

Here's what your family can look forward to – and what your child will learn while they play! Through hands-on exhibits and imaginative exploration, children build skills in problem-solving, creativity, early literacy, collaboration, and critical thinking. From dramatic play and STEM experiences to art, sensory activities, and real-world role play, each exhibit is designed to spark curiosity and support early childhood development in a fun, engaging environment.

**WE HOPE YOUR FAMILY ENJOYS A SPECIAL TIME OF LEARNING AND PLAYING TOGETHER!**





# Appleton Area School District

## Summer School 2026: Countdown to Kindergarten

June 9 – July 3 from 8:30-11:30 (*No classes on June 19*)

---

### Daily Schedule

8:30–11:30 AM — Summer School Classes

Some sites may have:

8:00–8:30 AM — Free Breakfast

11:30 AM–12:00 PM — Free Lunch

11:30 AM–5:30 PM — Boys & Girls Club Program: to enroll, <https://www.bgclubfoxvalley.org/appleton/>

11:30 AM–5:30 PM — YMCA after care: to enroll, [schoolage@ymcafoxcities.org](mailto:schoolage@ymcafoxcities.org)

---

### Locations

Appleton Bilingual, Badger, Berry Classical, Dunlap, Edison, Ferber, Foster, Franklin, Highlands, Horizons, Houdini, Huntley, Jefferson, Johnston, McKinley, Richmond, Sandy Slope, The Omoladé Academy

---

### Class Description

Countdown to Kindergarten is a playful readiness class that builds early math, reading, writing, and social skills. Students also have a lot of fun and meet new friends while becoming familiar with routines and the school setting. This class is for students entering 5 year old Kindergarten the following fall.

Cuenta atrás para el jardín de infancia es un programa lúdico de preparación que desarrolla las habilidades básicas de matemáticas, lectura, escritura y socialización. Los niños también se divierten mucho y hacen nuevos amigos mientras se familiarizan con las rutinas y el entorno escolar. Este programa está dirigido a niños que ingresarán al jardín de infancia (para niños de 5 años) el siguiente otoño.

Countdown to Kindergarten yog chav kawm npaj ua si uas tsim kev ua lej, nyeem ntawv, sau ntawv, thiab kev sib raug zoo. Cov tub ntxhais kawm kuj muaj kev lom zem ntau thiab ntsib cov phooj ywg tshiab thaum paub txog kev ua haujlwm thiab kev teeb tsa tsev kawm ntawv. Chav kawm no yog rau cov menyuum kawm ntawv uas muaj hnub nyoog 5 xyoo mus kawm Kindergarten lub caij nplooj zeeg tom ntej.

Kushuka kwa Shule ya Chekechea ni darasa la utayari wa kucheza ambalo hujenga hesabu ya mapema, kusoma, kuandika na ujuzi wa kijamii. Wanafunzi pia hufurahiya sana na kukutana na marafiki wapya huku wakifahamu taratibu na mpangilio wa shule. Darasa hili ni la wanafunzi wanaoingia shule ya chekechea ya miaka 5 msimu unaofuata.

---

### Registration Details

#### Current AASD Students

- Families will receive an email or message on the parent portal on **April 13** with assigned summer school site access.
- Enrollment will be open to the school the student will attend the next school year.
- To request a different site, please contact [kadolphkarrie@aasd.k12.wi.us](mailto:kadolphkarrie@aasd.k12.wi.us) or call (920) 852-5332.

#### New or Private School Students

- Families should complete the registration form on the next page and return to the school you'd like the student to attend.

#### Course Registration Opens: April 20

- Families register through the **Infinite Campus Parent Portal** <https://portal.aasd.k12.wi.us>
- Student's finalized schedules and fees will also be available for viewing in the Portal within one week after registering the student.
- Fees may be paid online, also through the portal.
- Online registration will close on June 1<sup>st</sup>; however, registration forms may be dropped off at the school site after that time.

Need help logging in? Contact the Helpdesk: [helpdesk@aasd.k12.wi.us](mailto:helpdesk@aasd.k12.wi.us) • (920) 852-5555 ext. 63159.

---

### Contacts

**Coordination Specialist:** Kamie Kadolph • [kadolphkarrie@aasd.k12.wi.us](mailto:kadolphkarrie@aasd.k12.wi.us)

**Summer School Director:** Todd Kadolph • [kadolph todd@aasd.k12.wi.us](mailto:kadolph todd@aasd.k12.wi.us)

**Summer School Office:** (920) 852-5332

#### Summer classes do not implement IEP services per WI DPI:

<https://www.aasd.k12.wi.us/programs-services/services/special-education/current-families/summer-school-participation-for-students-with-disabilities>

**Fees may be waived for students that qualify for free and reduced lunch- contact School Site Coordinator**

AASD  
**Birth-Five**  
OUTREACH

Birth - Five Outreach  
& Appleton Community 4K invites you to...



# Roar & Explore

WITH THE DINOSAURS



**FREE**

Registration is  
required for this event  
by March 10<sup>th</sup>

**Mar. 12<sup>th</sup>**  
**6-7 pm**

Community Early Learning Center  
313 S. State Street, Appleton



**Come join the dinosaur fun!**  
**Dig up fossils, feed hungry dinos,**  
**pet a baby dinosaur, and enjoy songs,**  
**games, crafts, and more!**

\*Activities created for caregivers to do with their child,  
ages five and under. Siblings are welcome!

PLEASE CONTACT DANIELLE TZAKAIS AT (920) 832-6470 #1 OR TZAKAISDANIELL@AASD.K12.WI.US

The following is needed for registration:

Parent/caregiver name, Child's name/birthdate, phone number, address & email address



## COMMUNITY OPPORTUNITIES FOR STUDENTS

### [Community Opportunities for Students](#)









The AASD shares local, community opportunities for students. These community opportunities include upcoming events and activities such as art and music camps, youth athletics, cultural events, enrichment programs, and more. We encourage AASD families to regularly review these opportunities for students of all ages. Check out the AASD COMMUNITY OPPORTUNITIES FOR STUDENTS WEBPAGE for a current list of opportunities for students.

[https://www.aasd.k12.wi.us/families/community\\_opportunities\\_for\\_students](https://www.aasd.k12.wi.us/families/community_opportunities_for_students)

# March Play Ideas Calendar

## Preschool



Sunday	Monday	Tuesday	Wednesday	Thursday	Friday	Saturday
<p><b>1</b></p> <p><b>National Pig Day!</b> Tell the story of the 3 little pigs to your child.</p> 	<p><b>2</b></p> <p>It's never too early to start a chore routine. Let your child help put things away after dinner or use a cloth to clean up their spot*.</p>	<p><b>3</b></p> <p><b>Play With Purpose</b> at CELC from 9-10 &amp; 10:30-11:30 <b>Learning to Share</b> (Registration required)</p>	<p><b>4</b></p> <p><b>National Marching Music Day!</b> Play marching music and pretend to be in a marching band.*</p>	<p><b>5</b></p> <p><b>Learning Through Play</b> at CELC from 9-10 &amp; 10:30-11:30 <b>Can I Play, Too?</b> (Registration required)</p>	<p><b>6</b></p> <p>Visit <a href="#">Appleton Public Library</a>* at 10:00 for their Messy Little Learners Playgroup.</p>	<p><b>7</b></p> <p><b>National Play Outside Day!</b> Go in your backyard or explore a new park.</p>
<p><b>8</b></p> <p>Don't throw away the bottom of a green pepper! Dip it in paint to make shamrock prints*.</p> 	<p><b>9</b></p> <p>When it's bath night, try giving your child different toys to explore in the water*. (bowls, cups, ladle)</p>	<p><b>10</b></p> <p><b>Play With Purpose</b> at CELC from 9-10 &amp; 10:30-11:30 <b>Emotion Commotion</b> (Registration required)</p>	<p><b>11</b></p> <p>Give your child a few different snacks and ask them to make something out of it*.</p>	<p><b>12</b></p> <p><b>Learning Through Play</b> at CELC from 9-10 &amp; 10:30-11:30 <b>Buzzy Buds</b> (Registration required) <b>Roar &amp; Explore*</b> 6-7 PM</p>	<p><b>13</b></p> <p>Play a matching game with socks or toys. Match by size, shape or color.</p> 	<p><b>14</b></p> <p><b>National Butterfly Day!</b> Make a cute butterfly keepsake* with hand prints. Draw the body and let your child color it.</p>
<p><b>15</b></p> <p>How many green foods* can you find to eat?</p>	<p><b>16</b></p> <p>Do you have a garden? Vegetables can grow in a bucket*. Save your seeds from the produce you buy, let it dry out and plant them in the dirt.</p>	<p><b>17</b></p> <p><b>Play With Purpose</b> at CELC from 9-10 &amp; 10:30-11:30 <b>Talk to Me</b> (Registration required)</p>	<p><b>18</b></p> <p><b>National Incredible Kid Day!</b> Tell your child all the things that you love about them.</p>	<p><b>19</b></p> <p><b>Learning Through Play</b> at CELC from 9-10 &amp; 10:30-11:30 <b>Worm Weather</b> (Registration required)</p>	<p><b>20</b></p> <p>Make a shape puzzle using a paper plate*. Draw a shape and cut the plate in half. See if your child can put it back together.</p>	<p><b>21</b></p> <p><b>National Strawberry Day!</b> Eat strawberries for snack or listen to this book* ...  The Little Mo...</p>
<p><b>22</b></p> <p>Parenting can be hard. Look for ways to improve your mood*.</p>	<p><b>23</b></p> <p><b>National Puppy Day!</b> Use a stuffy and show your child how to care for a dog.</p> 	<p><b>24</b></p> <p>What's missing? Show your child 2 toys. Hide one under a blanket and ask your child which one is missing?</p>	<p><b>25</b></p> <p>Try to incorporate a NO DEVICE* day into your week. Too much screen time for children can cause irreversible effects. Try playing games or reading instead.</p>	<p><b>26</b></p> <p>Have a laugh today! Try to make your child smile or giggle by making silly faces or noises.</p>	<p><b>27</b></p> <p><b>National Scribble Day!</b> Ask your child to scribble on paper. Turn your scribble into something fun*!</p>	<p><b>28</b></p> <p>Make a shaker* out of an empty bottle. Add cereal, dry pasta, or rice. Be sure to seal it. Shake to the music!</p>
<p><b>29</b></p> <p>Try one of the amazing rainbow experiments on <a href="#">this link*</a></p> 	<p><b>30</b></p> <p>Make a sensory bin out of dried noodles, spoons and bowls* for your child to play in.</p>	<p><b>31</b></p> <p><b>National Crayon Day!</b> Broken crayons? Try melting them together to make a new crayon*  How To Make MelTe...</p>	 Scan here for more information about Birth-Five Outreach			



# AASD



## HELP FOR THE HOMELESS

### HYGIENE DONATION DRIVE



February 23–March 13, 2026



#### WHY IT MATTERS

Over **500 AASD students** are experiencing homelessness. Your donations provide **care, dignity,** and basic necessities across our district.



#### WHAT TO DONATE



##### Cleaning Supplies

- Bleach
- Dish soap
- Disinfectant cleaner
- Kitchen trash bags
- Laundry soap



##### Feminine Care & Paper Products

- Facial tissue
- Paper towels
- Toilet tissue
- Pads
- Tampons



#### LAST YEAR'S IMPACT

In 2025, **AASD** schools donated **over \$723,000** in hygiene supplies—supporting our students facing homelessness.



#### THANK YOU!

Your participation meets the basic needs of **AASD** students and families.

**February 23—March 13**

**THANK YOU!** Your participation meets the basic needs of AASD students and families.



# APPLETON AREA SCHOOL DISTRICT OPERATIONAL REFERENDUM

## REFERENDUM INFO SESSIONS

The Appleton Area School District invites all community members to attend an upcoming Referendum Information Session. Each session will feature a brief presentation explaining the April 7 operational referendum, followed by time for questions and discussion.

DATE / TIME	LOCATION
Wednesday, Feb. 4, 6:30 p.m.	Madison Middle School Auditorium 2020 S. Carpenter St.
Thursday, Feb. 5, 6:30 p.m.	Kaleidoscope Academy Commons 318 E. Brewster St.
Friday, Feb. 13, 6:30 p.m.	Einstein Middle School Auditorium 324 E. Florida Ave.
Sunday, Feb. 22, 1:00 p.m.	AASD Welcome Center 2701 North Oneida St., Suite C3
Thursday, March 12, 6:30 p.m.	Location to be determined
Sunday, March 15, 1:00 p.m.	Location to be determined
Wednesday, March 25, 6:30 p.m.	Location to be determined

These sessions are designed to share clear, factual information and help community members feel informed and prepared ahead of the spring election. **Open to all staff, families, and community residents.**

Find more info at [www.aasd.k12.wi.us/referendum](http://www.aasd.k12.wi.us/referendum).

Accessibility requests should be directed to Kayla Malott at [malottkayla@asd.k12.wi.us](mailto:malottkayla@asd.k12.wi.us) or (920) 852-5300 ext. 60111 at least 24 hours before the session.

