NH School Administrative Unit 106 | Timberlane Regional School District

30 Greenough Road, Plaistow, NH 03865 Voice: (603) 382-6119 Fax: (603) 382-3334

Timberlane.net @TimberlaneRegional @TimberlaneRSD @TimberlaneRSD

Budget Committee
Public Hearing Agenda

Atkinson, Danville, Plaistow, Sandown
New Hampshire

Public Hearing – Timberlane Performing Arts Center
January 16, 2025, 7:00pm

Liz Kosta, Chair
Karen White, Vice-Chair

1. Call to Order – Chair
2. Roll Call – Clerk (5 minutes)
3. Pledge of Allegiance
4. Presentation of Budget and Review of the Warrant (PowerPoint)
    a. Meeting Purpose and Rules
    b. First and Second Sessions of Annual Meeting
    c. Proposed Budget
    d. Default Budget
    e. Revenue Budget
5. Other Business
6. Future Agenda and Dates
    a. Monday, January 27, 2025 – 7:00 PM, PAC – Public Hearing on Kindergarten Warrant Article
    b. Thursday, February 6, 2025 – 7:00 PM, PAC – Deliberative Session
    c. Thursday, February 6, 2025 – 7:00 PM, PAC – Post Deliberative Session
    d. Tuesday, February 11, 2025 – 7:00 PM, Danville Elementary School - Public Hearing on Tax Cap
    e. Thursday, February 13, 2025 – 7:00 PM, Atkinson Academy - Public Hearing on Tax Cap
    f. Tuesday, February 18, 2025 – 7:00 PM, Sandown North School - Public Hearing on Tax Cap
    g. Thursday, February 20, 2025 – 7:00 PM, PAC - Public Hearing on Tax Cap

The Budget Committee will meet separately immediately following the public hearing to take recommendation action on warrant articles 2-12

Members of the public who would like to comment must clearly state their name and address prior to making any comments or statements

***NOTE:* Members, please confirm your attendance with the Business Administrator**

2025 Timberlane Regional School District Warrant
State of New Hampshire

To the inhabitants of the School District of the Towns of Atkinson, Danville, Plaistow, and Sandown, New Hampshire, qualified to vote in District affairs:

First Session of Annual Meeting (Deliberative)

You are hereby notified to meet at the Timberlane Performing Arts Center, 40 Greenough Road, Plaistow, New Hampshire, on Thursday, the 6th day of February 2025, at 7:00 p.m. This session shall consist of explanation, discussion, and debate of warrant articles number 2 through number 13. Warrant articles may be amended subject to the following limitations: (a) warrant articles whose wording is prescribed by law shall not be amended, (b) warrant articles that are amended shall be placed on the official ballot for a final vote on the main motion, as amended, and (c) no warrant article shall be amended to eliminate the subject matter of the article.

Second Session of Annual Meeting (Voting)

Voting on warrant articles number 1 through number 13 will be conducted by official ballot to be held in conjunction with town meeting voting to be held on Tuesday, the 11th day of March 2025, at the Town election polls in Atkinson, Danville, Plaistow, and Sandown, New Hampshire.

Atkinson	Voting will be conducted at the Atkinson Community Center from 7 a.m.-8 p.m.
Danville	Voting will be conducted at the Danville Community Center from 8 a.m.-8 p.m.
Plaistow	Voting will be conducted at the Plaistow Fish and Game Club from 7 a.m.-7 p.m.
Sandown	Voting will be conducted at the Sandown Town Hall from 8 a.m.-8 p.m.

Article 1 – Election of Officers

To choose the following school district officers:

Danville Voters	School Board Member	3-Year Term
Plaistow Voters	School Board Member	3-Year Term
Sandown Voters	School Board Member	3-Year Term
Danville Voters	Budget Committee Member	3-Year Term
Plaistow Voters	Budget Committee Member	3-Year Term
Sandown Voters	Budget Committee Member	3-Year Term

DRAFT

Article 2 – Operating Budget

Shall the voters of the School District raise and appropriate as an operating budget, not including appropriations by special warrant articles and other appropriations voted separately, the amounts set forth on the budget posted with the warrant or as amended by vote of the first session, for the purposes set forth therein, totaling **$88,568,076**? Should this article be defeated, the operating budget shall be **$89,798,656**, which is the same as last year, with certain adjustments required by previous action of the Timberlane Regional School District or by law; or the governing body may hold one special meeting, in accordance with RSA 40:13, X and XVI, to take up the issue of a revised operating budget only. Note: Warrant Article 2 (the operating budget) does not include appropriations proposed under any other warrant articles. (MAJORITY VOTE REQUIRED)

Recommended by the School Board

Recommended by the Budget Committee

Estimated Education Tax Impact:

If Article passes - Atkinson: ($0.46) Danville: ($0.98) Plaistow: ($0.72) Sandown: ($0.81) per $1,000

If Article fails - Atkinson: ($0.28) Danville: ($0.61) Plaistow: ($0.45) Sandown: ($0.51) per $1,000

Article 3 – Amendment to Articles of Agreement

To see if the school district will vote to amend the Articles of Agreement of the Timberlane Regional School District as follows:

> 3. **Effective July 1, 2027, the** Timberlane Regional School District shall be responsible for the public education of **pupils in** ~~grades 1~~ **Kindergarten** through **grade** 12. Pupils in the pre-existing districts shall be assigned by the Regional Board to attend the elementary schools in the pre-existing districts in which they reside for no less than the first five years of formal schooling. Resident parents or guardians may voluntarily request that their elementary student(s) be assigned to another in-district public elementary school on an annual basis as long as seats are available and that no additional costs (transportation, etc.) be incurred by the School District. The Regional School Board may assign pupils to a school other than one in the pre-existing district in which they reside for the purpose of special education not available in the pre-existing district. Grades 6 through 12 may be maintained in central schools within the Cooperative District.
>
> ....
>
> 12. The Timberlane Regional School District shall provide transportation for all pupils ~~grades 1~~ **in Kindergarten** through **grade** 12, to the schools within the district, consistent with the provisions of RSA 189:8, except that until the Timberlane Regional Junior-Senior High School is operative, present regulations pertaining to high school transportation shall apply, and any costs to the Regional School District for this transportation shall be charged to the pre-existing district in which the students reside, who incur this expense. (TWO-THIRDS MAJORITY VOTE REQUIRED)

Recommended by the School Board

Recommended by the Budget Committee

DRAFT

Article 4 – 2.5% Tax Cap on Operating Budget by Petition

Shall the Timberlane Regional School District (TRSD) vote to adopt the provisions of RSA 32:5-b, and implement a tax cap whereby the governing body and budget committee shall not submit a recommended budget that increases the amount to be raised by local taxes, based on the prior fiscal year's actual amount of local taxes raised, by more than 2.5%. (THREE-FIFTHS MAJORITY VOTE REQUIRED)

Recommended by the School Board
Recommended by the Budget Committee

Article 5 – Lease Purchase Agreement by Petition

Shall the Timberlane Regional School District (TRSD) vote to rescind and terminate the March 14, 2023 adoption of Article-3 Lease Purchase Agreement of $25,243,000 as authorized by TRSD. (MAJORITY VOTE REQUIRED)

Recommended by the School Board
Recommended by the Budget Committee

Article 6 – Lease Purchase Agreement by Petition

Shall the Timberlane Regional School District (TRSD) vote to raise and appropriate $2,061,000.00 as voted on March 14, 2023 in Article-3 until all prior lease expenditure amounts, including principal, interest, and prepayment penalties, are paid in full, and furthermore, vote to no longer appropriate for any future phasing as relates to the March 14, 2023 adoption of Article-3 Lease Purchase Agreement of $25,234,000.000.

Recommended by the School Board
Recommended by the Budget Committee

Article 7 – Fund Balance Retention by Petition

Shall the Timberlane Regional School District (TRSD) vote to rescind the March 14, 2023 adoption of Article-15 Fund Balance Retention of 5% as authorized by TRSD. (MAJORITY VOTE REQUIRED)

Recommended by the School Board
Recommended by the Budget Committee

Article 8 – 3 Year Collective Bargaining Agreement (Timberlane Custodians' Union)

Shall the voters of the School District approve the cost items included in the collective bargaining agreement reached between the Timberlane Custodians' Union and the Timberlane Regional School Board, which calls for the following increases in salaries and benefits at the current staffing levels over the amount paid in the prior fiscal year:

Fiscal Year	2025-26	2026-27	2027-28
Estimated Increase	$138,189	$69,332	$71,168
3-Year Total			**$278,689**

And further to raise and appropriate the sum of **$138,189** for the 2025-26 fiscal year, such sum

DRAFT

representing the additional costs attributable to the increase in salaries and benefits required by the new agreement over those that would be paid at the current staffing levels? (MAJORITY VOTE REQUIRED)

Recommended by the School Board

Recommended by the Budget Committee

Estimated Education Tax Impact:

Atkinson: $0.019 Danville: $0.042 Plaistow: $0.030 Sandown: $0.035 per $1,000

Article 9 – Authorization for Special Meeting on Cost Items

Shall the voters of the School District, if Article 8 is defeated, authorize the Timberlane Regional School Board to call one special meeting, at its option, to address Article 8 cost items only? (MAJORITY VOTE REQUIRED)

Recommended by the School Board

Article 10 – 3 Year Collective Bargaining Agreement (Timberlane Cafeteria Workers' Union)

Shall the voters of the School District approve the cost items included in the collective bargaining agreement reached between the Timberlane Cafeteria Workers' Union and the Timberlane Regional School Board, which calls for the following increases in salaries and benefits at the current staffing levels over the amount paid in the prior fiscal year:

Fiscal Year	2025-26	2026-27	2027-28
Estimated Increase	$4,798	$5,805	$6,419
3-Year Total			**$17,022**

And further to raise and appropriate the sum of **$4,798** for the 2025-26 fiscal year, such sum representing the additional costs attributable to the increase in salaries and benefits required by the new agreement over those that would be paid at the current staffing levels? (MAJORITY VOTE REQUIRED)

Recommended by the School Board

Recommended by the Budget Committee

Estimated Education Tax Impact:

Atkinson: $0.0007 Danville: $0.0014 Plaistow: $0.0011 Sandown: $0.0012 per $1,000

Article 11 – Authorization for Special Meeting on Cost Items

Shall the voters of the School District, if Article 10 is defeated, authorize the Timberlane Regional School Board to call one special meeting, at its option, to address Article 10 cost items only? (MAJORITY VOTE REQUIRED)

Recommended by the School Board

DRAFT

Article 12 – General Acceptance of Reports

Shall the voters of the School District accept reports of agents, auditors, and committees as written in the 2024 Annual Report? (MAJORITY VOTE REQUIRED)

Recommended by the School Board

Article 13 – Capital Reserve Fund by Surplus

Shall the voters of the School District raise and appropriate up to **$250,000** to be placed in the School Building Construction, Reconstruction, Capital Improvement and Land Purchase Capital Reserve Fund established in 1996, with such amount to be transferred from those funds in the June 30, 2025 unassigned fund balance available for transfer on July 1 of this year which were apportioned as Capital Expenses in 2024-2025 in accordance with Article 6 of the Timberlane Regional School District Articles of Agreement? No amount to be raised by additional taxation. (MAJORITY VOTE REQUIRED)

Recommended by the School Board

Recommended by the Budget Committee

DRAFT

Timberlane Regional School District
FY2026 Proposed Budget

Salaries	24,928,040
Benefits	25,926,547
Operating	40,971,255
FY2025 Voted Budget	**91,825,843**

1	Admin Salaries	8,582
2	Teacher Salaries	1,038,424
3	Nurses Salaries	32,154
4	Paraeducators Salaries	(442,390)
5	Staff Salaries	46,131
6	Insurance	(1,346,067)
7	FICA	(16,092)
8	Employee Retirement	(63,474)
9	Teacher Retirement	(390,535)
10	Professional Development	(27,800)
11	Other Employee Benefits	(32,500)
12	Contracted Services	165,862
13	Repair & Maintenance	(158,655)
14	Transportation	456,279
15	Tuition Vocational / Other LEAs	123,000
16	Tuition Out of District	(836,677)
17	Supplies	(28,234)
18	Utilities	(105,982)
19	Books & Info Resources	(80,827)
20	Information Access Fees / Software	67,725
21	New Equipment	(48,864)
22	Replacement Equipment	(127,243)
23	Replacement Computer/Network Equipment	(86,680)
24	Dues and Fees	(29,664)
25	Transfer To Food Svc	(316,811)
26	Federal Projects	(100,000)
27	Transfer to PAC Programs	(32,500)
28	Transportation Amendment	(95,867)
29	Budget Decrease approved by Budget Committee on 1.9.25	(579,060)
	Total Adjustments	**(3,007,766)**

FY2026 Proposed Budget *(including capital reserve contribution)*	**88,818,076**
Increase / (Decrease) %	**-3.3%**
Capital Reserve Contributuion	(250,000)
FY2026 Proposed Budget	**88,568,076**

Notes:

1	Salary increases per TAU and non-union	132,478
	Non-union pool decrease	(25,897)
	Financial Analyst position reallocated to Sped	(98,000)
2	Increase for TTA union as voted offset by a decrease due to 4.5 eliminated positions	1,038,424
3	Increase for TTA union as voted - Nurses	32,154
4	Increase for TSSU union as voted offset by a decrease due to 13 eliminated positions	(442,390)
5	Increase for TAAM & IT union as voted	46,131
6	Health/ Dental GMR went from an overall 12.5% to a split 9.4% and 12.4% depending on th	(1,234,884)
	Workers' Comp. Insurance reflects a 6% CAP	14,537
	Property & Liability Insurance reflects a 7% CAP	16,670
	Student Athletic Insurance reflects an estimated increase for new provider	7,610
7	FICA adjustment to projected salaries	(16,092)
8	Reflects a 6% decrease in NHRS contribution rate. Rate went from 13.53% to 12.75%	(63,474)
9	Reflects a 2% decrease in NHRS contribution rate. Rate went from 19.64% to 19.23%	(390,535)
10	Professional Development decreased to reflect annual needs	(27,800)
11	Other Employee Benefits - Custodial & Nurses uniforms and Unemployment Compensatio	(32,500)
12	Increase reflects increase in rates for various contracted services	165,862
13	Reflects a reduction due to eliminating asbestos floor mitigation project	(158,655)
14	Reflects a blended increase of 10.3% per transportation contract	
	Sped Transportation	301,854
	Regular Transportation	144,535
	Athletics Transportation	9,889
15	Reflects an increase to due to increase in CTE participation	123,000
16	Reflects anticipated increases and decrease in out of district placements	
	Out of District Tuition Elementary	(251,000)
	Out of District Tuition Middle School	161,928
	Out of District Tuition High School	(747,605)
17	Reflects a collective district wide effort to decrease the use of paper and supplies	(28,234)
18	Reflects a decrease in electricity and phone services offset by an increase in propane	(105,982)
19	Reflects a 27% decrease due to the use of digital resources instead of traditional books	(80,827)
20	Reflects annual increase in rates for software and digital resources	67,725
21	Reflects a reduction due to Classroom Tables at SN, Gator Utility Vehicle, Turf Aerator and	(48,864)
22	Reflects a reduction due to Classroom Tables at SN, Wrestling Mats, Replacement Vehicle	(127,243)
23	Phone System Replacement, Sped replacement equipment	(86,680)
24	School Board Expense Reduction, Athletics Hall of Fame Ceremony, PSAT Fees	(29,664)
25	Decreased to closely reflect actuals	(316,811)
26	Decreased to closely reflect actuals	(100,000)
27	Decreased to closely reflect actuals	(32,500)
28	Transportation Amendment per Superintendent Krieger 1.2.2025	(95,867)
29	Health Insurance assuming lower GMR	(150,000)
	Decrease in retirement incentive assumption	(275,213)
	Food Service decrease in anticipated expenses	(112,024)
	Academic Resources	(91,239)
	District Wide Professional Development	(50,000)
	Academic Equipment	(40,584)
	Grounds and Facilities equipment rentals	(10,000)

Timberlane Regional School District

FY2026 Proposed Budget

	Proposed FY2026	Voted FY2025	Change	
Salaries	41,295,223	40,971,255	323,968	0.8%
	46.5%	*44.6%*		
Benefits	22,927,787	24,928,040	(2,000,253)	-8.0%
	25.8%	*27.1%*		
Operating	24,595,065	25,926,547	(1,331,482)	-5.1%
	27.7%	*28.2%*		
Total Budget	88,818,076	91,825,843	(3,007,766)	-3.3%

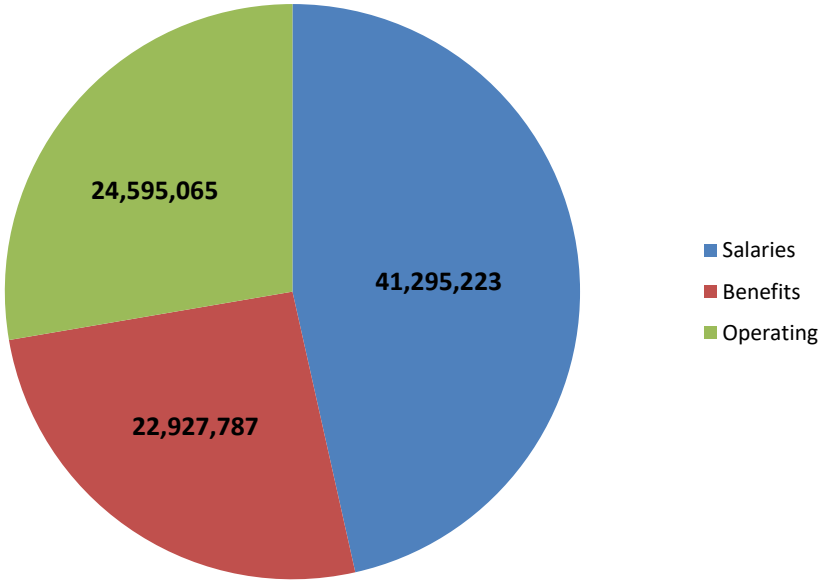

FY2025 Voted Budget Recap

Warrant Article #2	$89,120,265
Operating Budget	
Account(s): Miscellaneous	
Warrant Article #3	$2,427,107
TTA CBA	
Account(s): Miscellaneous	
Warrant Article #5	$250,000
Captal Reserve Contribution	
Account(s): 5250.930.01.33	
Warrant Article #8	$28,471
TAAM/IT CBA	
Account(s): Miscellaneous	
Total Voted Budget:	**$91,825,843**
Minus Capital Reserve Contribution	($250,000)
Tota w/o Capital Reserve Contribution:	**$91,575,843**

Timberlane Regional School District
FY2026 Budget Recap (by Object Code)

	Object Code	Description	FY2026 Proposed	FY2025 Voted	Variance	FY2024 Actual	FY2023 Actual	FY2022 Actual
Salaries	1xx	Total Salaries	41,295,223.35	40,971,255.16	323,968.19	34,560,236.79	34,568,643.78	35,536,960.69
Benefits	210	Group Insurance	12,400,897.00	13,785,781.37	(1,384,884.37)	9,906,800.72	10,440,277.25	10,563,230.48
	220	FICA	3,116,016.91	3,148,702.06	(32,685.15)	2,568,714.70	2,580,723.07	2,648,847.35
	231	Non-teacher Retirement	1,207,728.95	1,271,203.16	(63,474.21)	1,017,369.17	1,099,078.82	1,084,373.99
	232	Teacher Retirement	5,690,824.57	6,123,070.83	(432,246.26)	5,136,553.60	5,675,083.89	5,575,719.78
	240	Tuition Reimbursement	175,500.00	244,500.00	(69,000.00)	121,928.34	103,000.23	107,867.90
	250	Unemployment Compensation	20,000.00	30,000.00	(10,000.00)	13,999.00	11,588.00	17,959.00
	260	Worker's Compensation	256,820.00	242,283.00	14,537.00	267,420.00	273,779.17	191,014.11
	290	Other Employee Benefits	60,000.00	82,500.00	(22,500.00)	50,645.54	34,917.47	34,779.24
		Subtotal Slaries & Benefits	64,223,010.78	65,899,295.58	(1,676,284.80)	53,643,667.86	54,787,091.68	55,760,752.54
Operating Expenses	310	Official/Admin Services	45,000.00	45,000.00	-	14,975.51	39,006.78	22,374.35
	320-340	Professional Services	3,351,295.04	3,241,933.12	109,361.92	3,126,864.19	1,732,631.19	1,225,340.37
	410	Water/Sewer/Septic	117,500.00	76,500.00	41,000.00	90,337.14	110,277.37	139,776.21
	420	Cleaning Services	320,000.00	305,000.00	15,000.00	323,309.86	123,222.84	96,526.00
	422	Snow Removal	12,000.00	12,000.00	-	11,388.00	7,344.85	3,936.09
	430	Repair and Maintenance	906,260.00	1,074,915.00	(168,655.00)	789,377.91	1,570,533.30	549,972.27
	432	Plumbing & Electric Repair	75,000.00	75,000.00	-	62,514.03	160,909.54	53,446.41
	450	Construction Services/Buildings	1,892,200.00	1,892,200.00	-	2,365,257.41	3,702,103.26	347,778.39
	490	Other Purchased Property Serv	10,000.00	10,000.00	-	11,625.00	9,714.00	10,614.83
	519	Student Transportation	4,801,523.78	4,441,112.10	360,411.68	3,717,401.73	3,387,970.00	3,307,117.34
	520	Insurance	273,917.00	249,637.06	24,279.94	233,622.00	204,959.55	162,279.31
	531-532	Telephone/Comm	143,300.00	154,282.00	(10,982.00)	134,477.09	132,983.59	119,301.66
	540-550	Printing/Advertising	18,539.00	21,039.00	(2,500.00)	8,487.69	14,995.59	17,071.03
	56x	Tuition	3,111,323.00	3,825,000.00	(713,677.00)	2,951,766.72	2,559,485.66	2,854,308.00
	580	Travel/Workshops	50,100.00	58,900.00	(8,800.00)	22,137.31	25,109.36	17,950.62
	610	Supplies	1,419,133.30	1,452,666.96	(33,533.66)	1,247,550.79	1,210,309.81	1,248,780.25
	62x	Utilities/Energy	922,000.00	1,017,000.00	(95,000.00)	722,171.39	1,042,692.63	841,032.64
	640-650	Books & Info Resources & Software	1,242,763.48	1,300,765.37	(58,001.89)	984,906.57	1,122,135.86	887,764.36
	73x	Equipment	667,222.86	976,633.44	(309,410.58)	1,010,951.85	1,096,697.82	597,955.66
	810	Dues & Fees	127,688.00	132,852.00	(5,164.00)	108,912.87	100,896.54	68,985.92
	830-910	Bond Prin. & Interest	2,067,000.00	2,075,000.00	(8,000.00)	230,967.68	9,810.50	8,117.51
	890	Miscellaneous Expense	126,300.00	144,800.00	(18,500.00)	95,081.14	87,905.27	58,699.99
	930	Fund Transfer (offset by revenue)	2,895,000.00	3,344,311.00	(449,311.00)	3,561,991.90	3,714,631.73	2,894,430.37
		Subtotal Operating Expenses	24,595,065.46	25,926,547.05	(1,331,481.59)	21,826,075.78	22,166,327.04	15,533,559.58
		Grand Total	**88,818,076.24**	**91,825,842.63**	**(3,007,766.39)**	**75,469,743.64**	**76,953,418.72**	**71,294,312.12**

Actual expenditures include food service, grants and PAC

Timberlane Regional School District

Budget - TRSD

Fiscal Year: 2024-2025

☐ Print accounts with zero balance ☐ Round to whole dollars ☐ Account on new page
☐ Exclude inactive accounts with zero balance

From Date: 7/1/2025 To Date: 6/30/2026 Definition: Proposed View

Account	Description	FY2026 Proposed	FY2025 Voted	Variance	FY2024 Actual	FY2023 Actual	FY2022 Actual
100.1100.111.00.00.0.00000	Administrative Salaries	$0.00	$0.00	$0.00	$0.00	$0.00	$333,000.00
100.1100.112.00.00.0.00000	Salaries-Teachers	$18,113,167.59	$17,610,237.75	$502,929.84	$15,616,585.29	$15,891,882.74	$16,224,869.30
100.1100.114.00.00.0.00000	Educational Assistants Salaries	$1,765,818.37	$1,747,841.31	$17,977.06	$1,477,845.61	$1,450,258.53	$1,344,558.29
100.1100.115.00.00.0.00000	Office Salaries	$47,249.40	$46,016.20	$1,233.20	$38,733.90	$34,237.26	$31,096.49
100.1100.117.00.00.0.00000	Home Instruction / ESOL	$10,000.00	$10,000.00	$0.00	$2,137.50	$360.00	$0.00
100.1100.122.00.00.0.00000	Substitute Salaries-Teachers	$450,000.00	$450,000.00	$0.00	$554,542.33	$349,619.65	$383,625.17
100.1100.123.00.00.0.00000	Long Term Substitutes	$190,000.00	$190,000.00	$0.00	$156,788.10	$61,705.02	$66,488.12
100.1100.320.00.00.0.00000	Professional Edu Services	$3,950.00	$3,950.00	$0.00	$2,718.00	$4,020.85	$4,500.00
100.1100.330.00.00.0.00000	Other Professional Services	$39,100.00	$32,300.00	$6,800.00	$64,636.49	$129,789.44	$16,881.00
100.1100.430.00.00.0.00000	Repair and Maintenance	$44,260.00	$59,845.00	($15,585.00)	$41,251.86	$45,858.30	$44,054.21
100.1100.531.00.00.0.00000	Telephone	$0.00	$0.00	$0.00	$0.00	$9,336.72	$0.00
100.1100.550.00.00.0.00000	Printing	$0.00	$2,500.00	($2,500.00)	$0.00	$0.00	$3,528.00
100.1100.561.00.00.0.00000	Tuition-Other LEA's in State	$68,000.00	$45,000.00	$23,000.00	$68,214.42	$14,238.00	$13,698.00
100.1100.580.00.00.0.00000	Travel/Workshops	$8,000.00	$8,000.00	$0.00	$5,339.05	$5,512.74	$4,783.71
100.1100.610.00.00.0.00000	Supplies	$538,500.30	$539,857.96	($1,357.66)	$488,039.72	$518,821.60	$598,941.06
100.1100.640.00.00.0.00000	Books & Info Resources	$42,353.00	$56,792.00	($14,439.00)	$43,641.26	$59,038.58	$51,413.42
100.1100.643.00.00.0.00000	Information Access Fees	$318,129.50	$349,964.00	($31,834.50)	$227,507.07	$301,231.61	$210,662.76
100.1100.650.00.00.0.00000	Software	$103,811.00	$107,698.00	($3,887.00)	$84,009.78	$93,850.76	$90,002.48
100.1100.733.00.00.0.00000	New Equipment	$73,529.86	$91,913.00	($18,383.14)	$89,933.35	$105,443.80	$65,323.46

Budget - TRSD

Fiscal Year: 2024-2025

☐ Print accounts with zero balance ☐ Round to whole dollars ☐ Account on new page
☐ Exclude inactive accounts with zero balance

From Date: 7/1/2025 To Date: 6/30/2026 Definition: Proposed View

Account	Description	FY2026 Proposed	FY2025 Voted	Variance	FY2024 Actual	FY2023 Actual	FY2022 Actual
100.1100.734.00.00.0.00000	New Computer/Netwk Equip	$50,000.00	$50,000.00	$0.00	$34,016.02	$36,349.94	$44,673.31
100.1100.737.00.00.0.00000	Replacement Equipment	$63,105.00	$101,535.24	($38,430.24)	$176,671.08	$72,320.18	$81,994.91
100.1100.738.00.00.0.00000	Replacement Computer/Netwrk	$328,710.00	$385,390.00	($56,680.00)	$291,835.52	$387,121.91	$257,982.09
100.1100.810.00.00.0.00000	Dues and Fees	$33,160.00	$32,960.00	$200.00	$27,007.50	$25,843.00	$5,370.00
FUNC: REGULAR EDUCATION - 1100		$22,290,844.02	$21,921,800.46	$369,043.56	$19,491,453.85	$19,596,840.63	$19,877,445.78
100.1200.111.00.00.0.00000	Administrative Salaries	$335,829.31	$325,416.00	$10,413.31	$290,341.23	$307,511.27	$276,846.30
100.1200.112.00.00.0.00000	Teacher/Specialist Salaries	$4,550,048.85	$4,180,837.17	$369,211.68	$3,438,126.82	$3,078,536.36	$3,499,315.15
100.1200.114.00.00.0.00000	Educational Assistants Salaries	$2,770,082.54	$3,125,232.25	($355,149.71)	$1,825,280.75	$2,280,728.74	$2,525,270.22
100.1200.115.00.00.0.00000	Office Salaries	$111,729.41	$110,102.20	$1,627.21	$92,990.06	$81,084.64	$81,096.78
100.1200.117.00.00.0.00000	Home Instruction / ESOL	$0.00	$31,000.00	($31,000.00)	$5,975.36	$9,762.96	$26,275.90
100.1200.124.00.00.0.00000	Substitute Salaries-Assistants	$55,000.00	$55,000.00	$0.00	$76,787.78	$37,818.60	$64,092.66
100.1200.320.00.00.0.00000	Professional Edu Services	$3,000.00	$7,500.00	($4,500.00)	$99.00	$0.00	$0.00
100.1200.330.00.00.0.00000	Other Professional Services	$1,530,000.00	$1,425,000.00	$105,000.00	$1,272,817.71	$757,284.64	$498,527.26
100.1200.430.00.00.0.00000	Repair and Maintenance	$5,000.00	$50,000.00	($45,000.00)	$1,679.93	$7,689.99	$0.00
100.1200.564.00.00.0.00000	Tuition-Private	$2,773,323.00	$3,610,000.00	($836,677.00)	$2,674,940.78	$2,381,584.32	$2,707,274.77
100.1200.580.00.00.0.00000	Travel/Workshops	$1,400.00	$4,200.00	($2,800.00)	$1,592.00	$3,645.35	$468.43
100.1200.610.00.00.0.00000	Supplies	$46,750.00	$59,550.00	($12,800.00)	$44,371.79	$42,611.49	$19,244.71
100.1200.640.00.00.0.00000	Books & Info Resources	$8,000.00	$10,000.00	($2,000.00)	$14,434.06	$66,876.17	$4,480.12
100.1200.643.00.00.0.00000	Information Access Fees	$55,000.00	$59,000.00	($4,000.00)	$50,877.03	$49,034.46	$27,695.30

Budget - TRSD

Fiscal Year: 2024-2025

☐ Print accounts with zero balance ☐ Round to whole dollars ☐ Account on new page
☐ Exclude inactive accounts with zero balance

From Date: 7/1/2025 To Date: 6/30/2026 Definition: Proposed View

Account	Description	FY2026 Proposed	FY2025 Voted	Variance	FY2024 Actual	FY2023 Actual	FY2022 Actual
100.1200.650.00.00.0.00000	Software	$500.00	$3,500.00	($3,000.00)	$0.00	$0.00	$3,490.80
100.1200.733.00.00.0.00000	New Equipment	$5,500.00	$1,400.00	$4,100.00	$7,557.34	$1,871.41	$1,504.98
100.1200.737.00.00.0.00000	Replacement Equipment	$1,000.00	$700.00	$300.00	$838.98	$710.05	$203.39
100.1200.738.00.00.0.00000	Replacement Computer/Netwrk	$0.00	$30,000.00	($30,000.00)	$29,086.00	$26,324.64	$27,231.75
100.1200.810.00.00.0.00000	Dues and Fees	$0.00	$0.00	$0.00	$2,958.00	$400.00	$0.00
FUNC: SPECIAL EDUCATION - 1200		$12,252,163.11	$13,088,437.62	($836,274.51)	$9,830,754.62	$9,133,475.09	$9,763,018.52
100.1260.117.00.00.0.00000	Home Instruction / ESOL	$65,094.24	$94,790.40	($29,696.16)	$54,946.00	$52,983.68	$38,740.28
100.1260.330.00.00.0.00000	Other Professional Services	$2,000.00	$2,000.00	$0.00	$205.00	$0.00	$0.00
100.1260.580.00.00.0.00000	Travel/Workshops	$2,000.00	$1,500.00	$500.00	$983.97	$1,139.02	$1,275.27
100.1260.610.00.00.0.00000	Supplies	$500.00	$600.00	($100.00)	$175.04	$0.00	$0.00
100.1260.643.00.00.0.00000	Information Access Fees	$750.00	$750.00	$0.00	$697.33	$0.00	$0.00
FUNC: BILINGUAL EDUCATION - 1260		$70,344.24	$99,640.40	($29,296.16)	$57,007.34	$54,122.70	$40,015.55
100.1300.561.00.00.0.00000	Tuition-Other LEA's in State	$270,000.00	$170,000.00	$100,000.00	$208,611.52	$163,663.34	$133,335.23
FUNC: VOCATIONAL EDUCATION - 1300		$270,000.00	$170,000.00	$100,000.00	$208,611.52	$163,663.34	$133,335.23
100.1410.112.00.00.0.00000	Teacher/Specialist Salaries	$196,297.56	$172,600.00	$23,697.56	$149,577.48	$134,424.75	$103,900.48
100.1410.610.00.00.0.00000	Supplies	$80,365.00	$59,100.00	$21,265.00	$44,038.21	$18,164.59	$31,780.76
100.1410.810.00.00.0.00000	Dues and Fees	$15,450.00	$16,245.00	($795.00)	$15,598.00	$19,296.00	$10,173.00
100.1410.890.00.00.0.00000	Miscellaneous Expense	$41,000.00	$43,000.00	($2,000.00)	$46,952.98	$36,618.16	$15,965.99
FUNC: STUDENT ACTIVITIES - 1410		$333,112.56	$290,945.00	$42,167.56	$256,166.67	$208,503.50	$161,820.23

Budget - TRSD

Fiscal Year: 2024-2025

☐ Print accounts with zero balance ☐ Round to whole dollars ☐ Account on new page
☐ Exclude inactive accounts with zero balance

From Date: 7/1/2025 To Date: 6/30/2026 Definition: Proposed View

Account	Description	FY2026 Proposed	FY2025 Voted	Variance	FY2024 Actual	FY2023 Actual	FY2022 Actual
100.1420.111.00.00.0.00000	Administrative Salaries	$128,471.62	$124,488.00	$3,983.62	$119,700.00	$114,000.01	$114,000.00
100.1420.112.00.00.0.00000	Teacher/Specialist Salaries	$305,968.98	$314,125.00	($8,156.02)	$234,836.00	$241,157.99	$249,954.96
100.1420.115.00.00.0.00000	Office Salaries	$47,430.88	$46,563.80	$867.08	$43,274.28	$42,401.71	$42,334.48
100.1420.330.00.00.0.00000	Other Professional Services	$4,800.00	$4,800.00	$0.00	$2,678.00	$2,350.00	$3,682.40
100.1420.390.00.00.0.00000	Game Expenses	$136,295.00	$131,005.00	$5,290.00	$90,052.45	$78,900.00	$69,632.00
100.1420.430.00.00.0.00000	Repair and Maintenance	$4,000.00	$4,000.00	$0.00	$3,687.98	$3,898.48	$6,772.78
100.1420.520.00.00.0.00000	Insurance	$19,110.00	$11,500.00	$7,610.00	$11,064.00	$11,064.00	$11,064.00
100.1420.580.00.00.0.00000	Travel/Workshops	$1,000.00	$1,000.00	$0.00	$598.06	$960.98	$829.05
100.1420.610.00.00.0.00000	Supplies	$82,700.00	$82,200.00	$500.00	$80,168.13	$82,141.08	$77,702.92
100.1420.643.00.00.0.00000	Information Access Fees	$20,650.00	$20,445.00	$205.00	$18,715.01	$7,190.75	$12,988.22
100.1420.733.00.00.0.00000	New Equipment	$0.00	$0.00	$0.00	$13,438.34	$6,405.00	$2,971.59
100.1420.737.00.00.0.00000	Replacement Equipment	$12,500.00	$18,523.00	($6,023.00)	$21,342.33	$902.64	$8,749.90
100.1420.810.00.00.0.00000	Dues and Fees	$11,590.00	$10,940.00	$650.00	$9,620.00	$9,715.00	$7,258.22
100.1420.880.00.00.0.00000	Miscellaneous Expense	$6,000.00	$14,000.00	($8,000.00)	$8,416.28	$9,810.50	$8,117.51
100.1420.890.00.00.0.00000	Miscellaneous Expense	$49,800.00	$49,300.00	$500.00	$36,260.00	$36,935.42	$41,329.00
FUNC: ATHLETICS - 1420		$830,316.48	$832,889.80	($2,573.32)	$693,850.86	$647,833.56	$657,387.03
100.1430.112.00.00.0.00000	Teacher/Specialist Salaries	$37,597.50	$39,329.00	($1,731.50)	$43,258.00	$26,059.00	$23,689.00
100.1430.320.00.00.0.00000	Professional Edu Services	$4,000.00	$4,000.00	$0.00	$0.00	$0.00	$0.00
100.1430.610.00.00.0.00000	Supplies	$300.00	$300.00	$0.00	$0.00	$0.00	$0.00

Budget - TRSD

Fiscal Year: 2024-2025

☐ Print accounts with zero balance ☐ Round to whole dollars ☐ Account on new page
☐ Exclude inactive accounts with zero balance

From Date: 7/1/2025 To Date: 6/30/2026 Definition: Proposed View

Account	Description	FY2026 Proposed	FY2025 Voted	Variance	FY2024 Actual	FY2023 Actual	FY2022 Actual
FUNC: SUMMER SCHOOL - 1430		$41,897.50	$43,629.00	($1,731.50)	$43,258.00	$26,059.00	$23,689.00
100.1600.112.00.00.0.00000	Teacher/Specialist Salaries	$106,325.78	$105,621.08	$704.70	$79,550.00	$69,658.00	$83,768.00
100.1600.115.00.00.0.00000	Office Salaries	$20,805.62	$15,763.54	$5,042.08	$14,764.68	$13,397.72	$14,177.01
100.1600.320.00.00.0.00000	Professional Edu Services	$0.00	$2,000.00	($2,000.00)	$0.00	$0.00	$0.00
100.1600.610.00.00.0.00000	Supplies	$11,000.00	$11,000.00	$0.00	$4,096.57	$5,877.18	$2,251.86
100.1600.640.00.00.0.00000	Books & Info Resources	$1,866.00	$1,866.00	$0.00	$0.00	$1,511.10	$0.00
100.1600.643.00.00.0.00000	Information Access Fees	$18,025.00	$18,025.00	$0.00	$15,000.00	$15,000.00	$22,000.00
FUNC: ALTERNATIVE/CONTINUING EDUC. - 1600		$158,022.40	$154,275.62	$3,746.78	$113,411.25	$105,444.00	$122,196.87
100.2000.330.00.00.0.00000	Other Professional Services	$70,600.00	$71,000.00	($400.00)	$0.00	$0.00	$0.00
100.2000.643.00.00.0.00000	Information Access Fees	$10,000.00	$10,000.00	$0.00	$0.00	$0.00	$0.00
FUNC: SUPPORT SERVICES - 2000		$80,600.00	$81,000.00	($400.00)	$0.00	$0.00	$0.00
100.2113.610.00.00.0.00000	Supplies	($600.00)	$1,000.00	($1,600.00)	$0.00	$0.00	$0.00
100.2113.640.00.00.0.00000	Books & Info Resources	$600.00	$1,000.00	($400.00)	$0.00	$0.00	$0.00
FUNC: SOCIAL WORK SERVICES - 2113		$0.00	$2,000.00	($2,000.00)	$0.00	$0.00	$0.00
100.2122.111.00.00.0.00000	Administrative Salaries	$107,623.15	$104,286.00	$3,337.15	$100,275.00	$100,599.08	$177,819.20
100.2122.112.00.00.0.00000	Teacher/Specialist Salaries	$1,286,931.58	$1,216,728.98	$70,202.60	$1,088,757.36	$1,094,849.20	$1,153,599.94
100.2122.115.00.00.0.00000	Office Salaries	$172,127.73	$181,786.31	($9,658.58)	$155,192.03	$142,122.33	$135,421.23

Budget - TRSD

Fiscal Year: 2024-2025

☐ Print accounts with zero balance ☐ Round to whole dollars ☐ Account on new page
☐ Exclude inactive accounts with zero balance

From Date: 7/1/2025 To Date: 6/30/2026 Definition: Proposed View

Account	Description	FY2026 Proposed	FY2025 Voted	Variance	FY2024 Actual	FY2023 Actual	FY2022 Actual
100.2122.320.00.00.0.00000	Professional Edu Services	$17,200.00	$24,720.90	($7,520.90)	$21,800.68	$7,400.21	$6,892.92
100.2122.550.00.00.0.00000	Printing	$539.00	$539.00	$0.00	$752.00	$935.38	$1,626.05
100.2122.580.00.00.0.00000	Travel/Workshops	$0.00	$0.00	$0.00	$0.00	$0.00	$93.52
100.2122.610.00.00.0.00000	Supplies	$6,945.00	$9,985.00	($3,040.00)	$5,901.98	$3,407.65	$3,049.61
100.2122.640.00.00.0.00000	Books & Info Resources	$1,475.00	$1,400.00	$75.00	$790.35	$812.74	$319.53
100.2122.643.00.00.0.00000	Information Access Fees	$8,000.00	$0.00	$8,000.00	$100.00	$100.00	$0.00
100.2122.733.00.00.0.00000	New Equipment	$0.00	$0.00	$0.00	$0.00	$14,238.85	$561.95
100.2122.737.00.00.0.00000	Replacement Equipment	$0.00	$800.00	($800.00)	$141.03	$0.00	$318.00
FUNC: GUIDANCE - 2122		$1,600,841.46	$1,540,246.19	$60,595.27	$1,373,710.43	$1,364,465.44	$1,479,701.95
100.2134.113.00.00.0.00000	Nurses Salaries	$738,067.62	$705,913.95	$32,153.67	$617,517.29	$577,305.68	$563,747.81
100.2134.115.00.00.0.00000	Office Salaries	$60,411.75	$57,819.95	$2,591.80	$54,985.70	$51,767.08	$50,568.11
100.2134.290.00.00.0.00000	Other Employee Benefits	$0.00	$500.00	($500.00)	$0.00	$0.00	$0.00
100.2134.330.00.00.0.00000	Other Professional Services	$12,000.00	$12,000.00	$0.00	$186.70	$6,641.81	$5,320.39
100.2134.340.00.00.0.00000	Technical Services	$5,000.00	$5,000.00	$0.00	$5,000.00	$5,000.00	$2,500.00
100.2134.430.00.00.0.00000	Repair and Maintenance	$1,000.00	$1,000.00	$0.00	$0.00	$495.00	$744.00
100.2134.580.00.00.0.00000	Travel/Workshops	$200.00	$200.00	$0.00	$0.00	$66.03	$46.67
100.2134.610.00.00.0.00000	Supplies	$22,000.00	$22,000.00	$0.00	$18,199.85	$15,055.62	$15,090.25
100.2134.640.00.00.0.00000	Books & Info Resources	$0.00	$0.00	$0.00	$0.00	$114.60	$0.00
100.2134.650.00.00.0.00000	Software	$6,000.00	$6,000.00	$0.00	$5,484.67	$0.00	$0.00

Budget - TRSD

Fiscal Year: 2024-2025

☐ Print accounts with zero balance ☐ Round to whole dollars ☐ Account on new page
☐ Exclude inactive accounts with zero balance

From Date: 7/1/2025 To Date: 6/30/2026 Definition: Proposed View

Account	Description	FY2026 Proposed	FY2025 Voted	Variance	FY2024 Actual	FY2023 Actual	FY2022 Actual
100.2134.733.00.00.0.00000	New Equipment	$2,200.00	$1,000.00	$1,200.00	$5,989.48	$2,301.13	$0.00
100.2134.737.00.00.0.00000	Replacement Equipment	$1,000.00	$1,000.00	$0.00	$264.47	$6,458.04	$1,483.00
100.2134.810.00.00.0.00000	Dues and Fees	$0.00	$45.00	($45.00)	$45.00	$0.00	$0.00
FUNC: HEALTH SERVICES - 2134		$847,879.37	$812,478.90	$35,400.47	$707,673.16	$665,204.99	$639,500.23
100.2143.112.00.00.0.00000	Teacher/Specialist Salaries	$318,554.04	$350,198.82	($31,644.78)	$211,404.90	$312,514.63	$307,778.77
100.2143.330.00.00.0.00000	Other Professional Services	$320,000.00	$345,000.00	($25,000.00)	$180,714.00	$100,552.50	$2,918.38
100.2143.580.00.00.0.00000	Travel/Workshops	$0.00	$0.00	$0.00	$129.31	$0.00	$0.00
100.2143.610.00.00.0.00000	Supplies	$12,000.00	$13,000.00	($1,000.00)	$9,961.48	$11,245.42	$8,687.07
100.2143.640.00.00.0.00000	Books & Info Resources	$0.00	$0.00	$0.00	$0.00	$459.00	$400.37
100.2143.643.00.00.0.00000	Information Access Fees	$0.00	$0.00	$0.00	$0.00	$163.00	$655.00
100.2143.733.00.00.0.00000	New Equipment	$500.00	$1,000.00	($500.00)	$62.94	$0.00	$0.00
FUNC: PSYCHOLOGICAL SERVICES - 2143		$651,054.04	$709,198.82	($58,144.78)	$402,272.63	$424,934.55	$320,439.59
100.2152.112.00.00.0.00000	Teacher/Specialist Salaries	$696,581.47	$807,191.27	($110,609.80)	$314,325.01	$660,921.68	$614,158.90
100.2152.114.00.00.0.00000	Educational Assistants Salaries	$134,120.90	$216,666.13	($82,545.23)	$140,630.63	$164,646.03	$188,241.01
100.2152.330.00.00.0.00000	Other Professional Services	$458,000.00	$430,000.00	$28,000.00	$885,411.04	$44,907.28	$129,899.86
100.2152.610.00.00.0.00000	Supplies	$10,000.00	$12,000.00	($2,000.00)	$7,743.65	$10,120.35	$8,548.79
100.2152.640.00.00.0.00000	Books & Info Resources	$100.00	$500.00	($400.00)	$71.47	$638.29	$79.04
100.2152.643.00.00.0.00000	Information Access Fees	$67,000.00	$29,000.00	$38,000.00	$47,354.86	$2,011.21	$3,064.38
100.2152.733.00.00.0.00000	New Equipment	$10,000.00	$9,000.00	$1,000.00	$0.00	$9,729.59	$699.96

Budget - TRSD

Fiscal Year: 2024-2025

☐ Print accounts with zero balance ☐ Round to whole dollars ☐ Account on new page
☐ Exclude inactive accounts with zero balance

From Date: 7/1/2025 To Date: 6/30/2026 Definition: Proposed View

Account	Description	FY2026 Proposed	FY2025 Voted	Variance	FY2024 Actual	FY2023 Actual	FY2022 Actual
FUNC: SPEECH - 2152		$1,375,802.37	$1,504,357.40	($128,555.03)	$1,395,536.66	$892,974.43	$944,691.94
100.2190.112.00.00.0.00000	Teacher/Specialist Salaries	$50,000.00	$50,000.00	$0.00	$55,061.00	$36,857.50	$32,085.00
FUNC: OTHER PUPIL SERVICES - 2190		$50,000.00	$50,000.00	$0.00	$55,061.00	$36,857.50	$32,085.00
100.2210.112.00.00.0.00000	Teacher/Specialist Salaries	$0.00	$2,100.00	($2,100.00)	$0.00	$2,100.00	$0.00
100.2210.320.00.00.0.00000	Professional Edu Services	$16,000.00	$20,000.00	($4,000.00)	$1,800.00	$11,800.00	$7,566.00
100.2210.330.00.00.0.00000	Other Professional Services	$0.00	$500.00	($500.00)	$0.00	$0.00	$0.00
FUNC: IMPROVEMENT OF INSTRUCTION - 2210		$16,000.00	$22,600.00	($6,600.00)	$1,800.00	$13,900.00	$7,566.00
100.2213.111.00.00.0.00000	Administrative Salaries	$140,448.00	$136,260.00	$4,188.00	$157,026.01	$133,000.00	$137,923.08
100.2213.112.00.00.0.00000	Teacher/Specialist Salaries	$0.00	$5,000.00	($5,000.00)	$0.00	$5,000.00	$0.00
100.2213.240.00.00.0.00000	Tuition Reimbursement	$155,500.00	$204,500.00	($49,000.00)	$112,209.34	$95,255.12	$103,717.90
100.2213.320.00.00.0.00000	Professional Edu Services	$106,400.00	$127,500.00	($21,100.00)	$84,434.25	$80,471.72	$47,391.44
100.2213.321.00.00.0.00000	Prof Services for Instruction	$7,500.00	$7,500.00	$0.00	$500.00	$1,402.75	$4,927.00
100.2213.580.00.00.0.00000	Travel/Workshops	$2,500.00	$3,000.00	($500.00)	$0.00	$1,071.07	$0.00
100.2213.610.00.00.0.00000	Supplies	$2,500.00	$3,000.00	($500.00)	$1,549.96	$2,671.66	$900.00
100.2213.640.00.00.0.00000	Books & Info Resources	$1,500.00	$2,000.00	($500.00)	$1,249.75	$1,871.50	$399.75
100.2213.810.00.00.0.00000	Dues and Fees	$0.00	$0.00	$0.00	$800.00	$0.00	$0.00
FUNC: PROFESSIONAL IMPROVEMENT - 2213		$416,348.00	$488,760.00	($72,412.00)	$357,769.31	$320,743.82	$295,259.17

Budget - TRSD

Fiscal Year: 2024-2025

☐ Print accounts with zero balance ☐ Round to whole dollars ☐ Account on new page
☐ Exclude inactive accounts with zero balance

From Date: 7/1/2025 To Date: 6/30/2026 Definition: Proposed View

Account	Description	FY2026 Proposed	FY2025 Voted	Variance	FY2024 Actual	FY2023 Actual	FY2022 Actual
100.2219.610.00.00.0.00000	Supplies	$200.00	$200.00	$0.00	$0.00	$0.00	$131.81
FUNC: OTH IMPROVEMENT OF INSTRUCTION - 2219		$200.00	$200.00	$0.00	$0.00	$0.00	$131.81
100.2222.112.00.00.0.00000	Teacher/Specialist Salaries	$466,035.90	$450,149.38	$15,886.52	$409,240.05	$416,987.00	$416,987.00
100.2222.114.00.00.0.00000	Educational Assistants Salaries	$188,929.55	$183,633.80	$5,295.75	$181,028.11	$186,925.12	$168,921.77
100.2222.610.00.00.0.00000	Supplies	$9,450.00	$10,250.00	($800.00)	$7,172.99	$8,726.43	$7,448.79
100.2222.640.00.00.0.00000	Books & Info Resources	$57,223.00	$56,733.94	$489.06	$56,752.44	$60,749.83	$51,874.05
100.2222.641.00.00.0.00000	Library Periodicals	$4,180.40	$7,082.40	($2,902.00)	$3,793.71	$6,184.75	$5,583.84
100.2222.643.00.00.0.00000	Information Access Fees	$94,910.58	$91,245.03	$3,665.55	$67,638.89	$63,579.59	$60,081.63
100.2222.733.00.00.0.00000	New Equipment	$3,468.00	$1,300.00	$2,168.00	$2,328.87	$3,341.96	$2,302.20
100.2222.737.00.00.0.00000	Replacement Equipment	$2,400.00	$2,400.00	$0.00	$0.00	$3,837.17	$3,790.54
100.2222.810.00.00.0.00000	Dues and Fees	$908.00	$217.00	$691.00	$444.00	$0.00	$0.00
FUNC: SCHOOL LIBRARY SERVICES - 2222		$827,505.43	$803,011.55	$24,493.88	$728,399.06	$750,331.85	$716,989.82
100.2223.112.00.00.0.00000	Teacher/Specialist Salaries	$0.00	$0.00	$0.00	$0.00	$0.00	$1,300.00
100.2223.430.00.00.0.00000	Repair and Maintenance	$0.00	$1,450.00	($1,450.00)	$0.00	$0.00	$1,249.00
100.2223.610.00.00.0.00000	Supplies	$2,442.00	$1,950.00	$492.00	$2,636.50	$2,261.52	$798.23
100.2223.640.00.00.0.00000	Books & Info Resources	$4,400.00	$7,400.00	($3,000.00)	$5,703.67	$6,019.78	$8,282.16
100.2223.733.00.00.0.00000	New Equipment	$1,938.00	$1,900.00	$38.00	$0.00	$0.00	$0.00
100.2223.737.00.00.0.00000	Replacement Equipment	$0.00	$0.00	$0.00	$0.00	$0.00	$511.50
FUNC: AUDIO VISUAL - 2223		$8,780.00	$12,700.00	($3,920.00)	$8,340.17	$8,281.30	$12,140.89

Budget - TRSD

Fiscal Year: 2024-2025

☐ Print accounts with zero balance ☐ Round to whole dollars ☐ Account on new page
☐ Exclude inactive accounts with zero balance

From Date: 7/1/2025 To Date: 6/30/2026 Definition: Proposed View

Account	Description	FY2026 Proposed	FY2025 Voted	Variance	FY2024 Actual	FY2023 Actual	FY2022 Actual
100.2311.111.00.00.0.00000	Administrative Salaries	$14,000.00	$14,000.00	$0.00	$13,500.00	$13,000.00	$9,200.00
FUNC: SCHOOL BOARD STIPEND - 2311		$14,000.00	$14,000.00	$0.00	$13,500.00	$13,000.00	$9,200.00
100.2312.115.00.00.0.00000	Office Salaries	$6,000.00	$6,000.00	$0.00	$4,345.77	$3,794.80	$3,715.69
100.2312.610.00.00.0.00000	Supplies	$320.00	$320.00	$0.00	$232.74	$286.71	$320.00
FUNC: SCHOOL BOARD CLERK - 2312		$6,320.00	$6,320.00	$0.00	$4,578.51	$4,081.51	$4,035.69
100.2313.111.00.00.0.00000	Administrative Salaries	$5,050.00	$5,050.00	$0.00	$5,050.00	$5,050.00	$4,250.00
100.2313.610.00.00.0.00000	Supplies	$2,500.00	$2,500.00	$0.00	$2,412.42	$1,505.37	$2,240.00
FUNC: TREASURER - 2313		$7,550.00	$7,550.00	$0.00	$7,462.42	$6,555.37	$6,490.00
100.2314.340.00.00.0.00000	Technical Services	$4,000.00	$4,000.00	$0.00	$5,945.11	$3,693.75	$7,137.50
100.2314.550.00.00.0.00000	Printing	$8,000.00	$8,000.00	$0.00	$6,574.74	$11,254.00	$7,607.25
100.2314.610.00.00.0.00000	Supplies	$3,500.00	$3,500.00	$0.00	$717.82	$4,374.18	$1,478.78
FUNC: DISTRICT MEETING - 2314		$15,500.00	$15,500.00	$0.00	$13,237.67	$19,321.93	$16,223.53
100.2317.330.00.00.0.00000	Other Professional Services	$50,000.00	$50,000.00	$0.00	$39,582.68	$33,153.75	$46,357.50
FUNC: AUDIT - 2317		$50,000.00	$50,000.00	$0.00	$39,582.68	$33,153.75	$46,357.50
100.2318.330.00.00.0.00000	Other Professional Services	$204,800.00	$204,800.00	$0.00	$187,190.91	$272,776.27	$219,930.87
FUNC: LEGAL FEES - 2318		$204,800.00	$204,800.00	$0.00	$187,190.91	$272,776.27	$219,930.87

Budget - TRSD

Fiscal Year: 2024-2025

☐ Print accounts with zero balance ☐ Round to whole dollars ☐ Account on new page
☐ Exclude inactive accounts with zero balance

From Date: 7/1/2025 To Date: 6/30/2026 Definition: Proposed View

Account	Description	FY2026 Proposed	FY2025 Voted	Variance	FY2024 Actual	FY2023 Actual	FY2022 Actual
100.2319.115.00.00.0.00000	Office Salaries	$5,000.00	$11,160.00	($6,160.00)	$4,153.95	$4,000.00	$4,000.00
100.2319.540.00.00.0.00000	Advertising	$5,000.00	$5,000.00	$0.00	$0.00	$0.00	$4,309.73
100.2319.610.00.00.0.00000	Supplies	$0.00	$0.00	$0.00	$1,392.08	$1,050.22	$0.00
100.2319.643.00.00.0.00000	Information Access Fees	$0.00	$0.00	$0.00	$0.00	$4,700.00	$0.00
100.2319.810.00.00.0.00000	Dues and Fees	$18,000.00	$18,000.00	$0.00	$11,077.44	$11,242.44	$15,312.44
100.2319.890.00.00.0.00000	Miscellaneous Expense	$11,500.00	$27,500.00	($16,000.00)	$2,883.87	$14,351.69	$1,405.00
FUNC: OTHER SCHOOL BOARD SERVICES - 2319		$39,500.00	$61,660.00	($22,160.00)	$19,507.34	$35,344.35	$25,027.17
100.2321.111.00.00.0.00000	Administrative Salaries	$468,454.75	$512,760.02	($44,305.27)	$381,130.64	$299,038.47	$404,376.85
100.2321.115.00.00.0.00000	Office Salaries	$121,466.85	$116,578.00	$4,888.85	$107,621.31	$109,554.95	$89,638.05
100.2321.240.00.00.0.00000	Tuition Reimbursement	$20,000.00	$40,000.00	($20,000.00)	$9,719.00	$7,745.11	$4,150.00
100.2321.330.00.00.0.00000	Other Professional Services	$14,835.50	$35,205.00	($20,369.50)	$27,689.95	$14,327.42	$0.00
100.2321.534.00.00.0.00000	Postage	$9,000.00	$9,000.00	$0.00	$5,699.75	$8,754.48	$4,089.80
100.2321.540.00.00.0.00000	Advertising	$5,000.00	$5,000.00	$0.00	$1,160.95	$0.00	$0.00
100.2321.580.00.00.0.00000	Travel/Workshops	$16,500.00	$18,000.00	($1,500.00)	$7,871.93	$6,040.64	$4,319.89
100.2321.610.00.00.0.00000	Supplies	$27,500.00	$35,000.00	($7,500.00)	$18,280.30	$14,152.51	$14,278.40
100.2321.640.00.00.0.00000	Books & Info Resources	$0.00	$2,000.00	($2,000.00)	$0.00	$0.00	$16.29
100.2321.733.00.00.0.00000	New Equipment	$1,000.00	$0.00	$1,000.00	$16,632.83	$1,334.74	$9,565.22
100.2321.737.00.00.0.00000	Replacement Equipment	$0.00	$0.00	$0.00	$19,464.27	$22,336.00	$0.00
100.2321.810.00.00.0.00000	Dues and Fees	$14,380.00	$12,000.00	$2,380.00	$16,862.31	$10,665.90	$9,383.39

Budget - TRSD

Fiscal Year: 2024-2025

☐ Print accounts with zero balance ☐ Round to whole dollars ☐ Account on new page
☐ Exclude inactive accounts with zero balance

From Date: 7/1/2025 To Date: 6/30/2026 Definition: Proposed View

Account	Description	FY2026 Proposed	FY2025 Voted	Variance	FY2024 Actual	FY2023 Actual	FY2022 Actual
100.2321.890.00.00.0.00000	Miscellaneous Expense	$24,000.00	$25,000.00	($1,000.00)	$8,984.29	$0.00	$0.00
FUNC: Office of the Superintendent Services - 2321		$722,137.10	$810,543.02	($88,405.92)	$621,117.53	$493,950.22	$539,817.89
100.2330.111.00.00.0.00000	Administrative Salaries	$254,700.50	$242,810.00	$11,890.50	$237,810.00	$222,403.82	$93,076.80
100.2330.112.00.00.0.00000	Teacher/Specialist Salaries	$85,530.35	$86,705.28	($1,174.93)	$0.00	$29,032.00	$24,910.05
100.2330.115.00.00.0.00000	Office Salaries	$54,991.95	$52,718.80	$2,273.15	$44,278.95	$52,399.12	$53,652.79
100.2330.531.00.00.0.00000	Telephone	$0.00	$240.00	($240.00)	$0.00	$0.00	$0.00
100.2330.534.00.00.0.00000	Postage	$100.00	$200.00	($100.00)	$102.23	$97.96	$94.10
100.2330.580.00.00.0.00000	Travel/Workshops	$500.00	$3,500.00	($3,000.00)	$510.99	$1,649.89	$3,401.13
100.2330.610.00.00.0.00000	Supplies	$100.00	$350.00	($250.00)	$35.35	$85.78	$221.95
100.2330.810.00.00.0.00000	Dues and Fees	$3,000.00	$5,000.00	($2,000.00)	$0.00	$0.00	$0.00
FUNC: SPECIAL AREA ADMINISTRATIVE SERVICES - 2330		$398,922.80	$391,524.08	$7,398.72	$282,737.52	$305,668.57	$175,356.82
100.2340.115.00.00.0.00000	Office Salaries	$58,471.54	$55,598.50	$2,873.04	$53,394.40	$50,117.09	$46,062.34
100.2340.580.00.00.0.00000	Travel/Workshops	$3,500.00	$5,000.00	($1,500.00)	$1,822.96	$1,113.22	$2,313.71
100.2340.610.00.00.0.00000	Supplies	$0.00	$2,000.00	($2,000.00)	$0.00	$1,717.00	$820.87
100.2340.640.00.00.0.00000	Books & Info Resources	$88,000.00	$145,000.00	($57,000.00)	$85,943.73	$105,040.31	$98,514.42
100.2340.810.00.00.0.00000	Dues and Fees	$6,000.00	$11,000.00	($5,000.00)	$4,193.77	$0.00	$0.00
FUNC: DIRECTORS OF CURRICULUM - 2340		$155,971.54	$218,598.50	($62,626.96)	$145,354.86	$157,987.62	$147,711.34
100.2410.111.00.00.0.00000	Administrative Salaries	$2,212,219.49	$2,134,965.56	$77,253.93	$2,072,922.13	$2,062,807.20	$1,935,512.62

Budget - TRSD

Fiscal Year: 2024-2025

☐ Print accounts with zero balance ☐ Round to whole dollars ☐ Account on new page
☐ Exclude inactive accounts with zero balance

From Date: 7/1/2025 To Date: 6/30/2026 Definition: Proposed View

Account	Description	FY2026 Proposed	FY2025 Voted	Variance	FY2024 Actual	FY2023 Actual	FY2022 Actual
100.2410.115.00.00.0.00000	Office Salaries	$972,885.68	$933,265.44	$39,620.24	$795,876.50	$711,086.02	$694,400.31
100.2410.531.00.00.0.00000	Telephone	$143,300.00	$154,042.00	($10,742.00)	$134,477.09	$123,646.87	$119,301.66
100.2410.610.00.00.0.00000	Supplies	$72,654.00	$75,704.00	($3,050.00)	$61,269.81	$74,668.47	$77,630.24
100.2410.640.00.00.0.00000	Books & Info Resources	$2,850.00	$3,600.00	($750.00)	$1,582.06	$4,054.80	$4,163.87
100.2410.733.00.00.0.00000	New Equipment	$5,772.00	$6,649.00	($877.00)	$5,025.10	$5,413.29	$7,983.70
100.2410.737.00.00.0.00000	Replacement Equipment	$4,800.00	$21,003.20	($16,203.20)	$20,681.44	$5,903.14	$8,379.43
100.2410.810.00.00.0.00000	Dues and Fees	$25,200.00	$26,445.00	($1,245.00)	$20,306.85	$23,634.20	$21,393.87
FUNC: OFFICE OF THE PRINCIPAL - 2410		$3,439,681.17	$3,355,674.20	$84,006.97	$3,112,140.98	$3,011,213.99	$2,868,765.70
100.2490.111.00.00.0.00000	Administrative Salaries	$117,202.18	$113,568.00	$3,634.18	$109,200.00	$108,200.00	$104,000.00
100.2490.112.00.00.0.00000	Teacher/Specialist Salaries	$0.00	$700.00	($700.00)	$0.00	$0.00	$7,675.02
100.2490.610.00.00.0.00000	Supplies	$36,100.00	$38,900.00	($2,800.00)	$34,827.28	$31,011.58	$30,018.71
FUNC: OTHER SERVICES.SCHOOL ADMINISTRATION - 2490		$153,302.18	$153,168.00	$134.18	$144,027.28	$139,211.58	$141,693.73
100.2510.310.00.00.0.00000	Official/Admin Services	$45,000.00	$45,000.00	$0.00	$14,975.51	$39,006.78	$22,374.35
FUNC: CONTRACTED SERVICES-MEDICAID - 2510		$45,000.00	$45,000.00	$0.00	$14,975.51	$39,006.78	$22,374.35
100.2511.111.00.00.0.00000	Administrative Salaries	$399,082.70	$478,674.00	($79,591.30)	$379,145.60	$359,940.98	$213,500.00
100.2511.115.00.00.0.00000	Office Salaries	$57,785.66	$57,766.00	$19.66	$58,728.20	$54,234.91	$161,444.57
FUNC: Supervising Fiscal Services - 2511		$456,868.36	$536,440.00	($79,571.64)	$437,873.80	$414,175.89	$374,944.57

Budget - TRSD

Fiscal Year: 2024-2025

☐ Print accounts with zero balance ☐ Round to whole dollars ☐ Account on new page
☐ Exclude inactive accounts with zero balance

From Date: 7/1/2025 To Date: 6/30/2026 Definition: Proposed View

Account	Description	FY2026 Proposed	FY2025 Voted	Variance	FY2024 Actual	FY2023 Actual	FY2022 Actual
100.2610.111.00.00.0.00000	Administrative Salaries	$120,711.25	$115,225.00	$5,486.25	$115,225.00	$108,000.01	$96,861.56
FUNC: SUPERVISION AND OPERATION OF PLANT - 2610		$120,711.25	$115,225.00	$5,486.25	$115,225.00	$108,000.01	$96,861.56
100.2620.116.00.00.0.00000	Custodial Salaries	$2,213,061.12	$2,213,833.71	($772.59)	$1,929,789.55	$1,776,493.00	$1,692,202.53
100.2620.126.00.00.0.00000	Substitute Salaries-Custodian	$10,000.00	$10,000.00	$0.00	$6,872.00	$7,753.00	$17,010.31
100.2620.290.00.00.0.00000	Other Employee Benefits	$25,000.00	$32,000.00	($7,000.00)	$27,438.00	$21,452.00	$23,321.41
100.2620.330.00.00.0.00000	Other Professional Services	$227,450.00	$182,700.00	$44,750.00	$181,960.92	$114,191.25	$39,081.04
100.2620.410.00.00.0.00000	Water/Sewer/Septic	$117,500.00	$76,500.00	$41,000.00	$90,337.14	$110,277.37	$139,776.21
100.2620.420.00.00.0.00000	Cleaning Services	$100,000.00	$100,000.00	$0.00	$98,367.17	$87,381.29	$84,833.50
100.2620.430.00.00.0.00000	Repair and Maintenance	$405,000.00	$512,470.00	($107,470.00)	$351,734.66	$209,506.36	$223,583.73
100.2620.432.00.00.0.00000	Plumbing & Electric Repair	$75,000.00	$75,000.00	$0.00	$62,514.03	$160,909.54	$53,446.41
100.2620.440.00.00.0.00000	Rentals	$0.00	$0.00	$0.00	$385.00	$0.00	$372.43
100.2620.520.00.00.0.00000	Insurance	$254,807.00	$238,137.06	$16,669.94	$222,558.00	$193,895.55	$151,215.31
100.2620.580.00.00.0.00000	Travel/Workshops	$14,500.00	$14,500.00	$0.00	$3,289.04	$3,910.42	$419.24
100.2620.610.00.00.0.00000	Supplies	$251,500.00	$266,200.00	($14,700.00)	$240,175.19	$241,846.91	$292,514.78
100.2620.621.00.00.0.00000	Natural Gas	$150,000.00	$150,000.00	$0.00	$140,251.53	$151,283.48	$137,356.60
100.2620.622.00.00.0.00000	Electricity	$500,000.00	$600,000.00	($100,000.00)	$392,823.60	$649,418.58	$537,620.06
100.2620.623.00.00.0.00000	Bottled Gas	$50,000.00	$45,000.00	$5,000.00	$49,542.93	$20,791.69	$23,209.99
100.2620.624.00.00.0.00000	Fuel Oil	$202,000.00	$202,000.00	$0.00	$128,368.44	$209,805.44	$128,155.97
100.2620.643.00.00.0.00000	Information Access Fees	$14,000.00	$14,000.00	$0.00	$9,156.00	$21,256.37	$12,816.30

Budget - TRSD

Fiscal Year: 2024-2025

☐ Print accounts with zero balance ☐ Round to whole dollars ☐ Account on new page
☐ Exclude inactive accounts with zero balance

From Date: 7/1/2025 To Date: 6/30/2026 Definition: Proposed View

Account	Description	FY2026 Proposed	FY2025 Voted	Variance	FY2024 Actual	FY2023 Actual	FY2022 Actual
100.2620.733.00.00.0.00000	New Equipment	$12,500.00	$26,000.00	($13,500.00)	$18,963.56	$13,782.73	$0.00
100.2620.737.00.00.0.00000	Replacement Equipment	$47,300.00	$64,500.00	($17,200.00)	$119,887.16	$160,129.21	$35,341.01
100.2620.810.00.00.0.00000	Dues and Fees	$0.00	$0.00	$0.00	$0.00	$0.00	$95.00
FUNC: OPERATING BUILDINGS SERVICES - 2620		$4,669,618.12	$4,822,840.77	($153,222.65)	$4,074,413.92	$4,154,084.19	$3,592,371.83
100.2630.420.00.00.0.00000	Cleaning Services	$220,000.00	$205,000.00	$15,000.00	$224,942.69	$35,841.55	$11,692.50
100.2630.422.00.00.0.00000	Snow Removal	$12,000.00	$12,000.00	$0.00	$11,388.00	$7,344.85	$3,936.09
100.2630.430.00.00.0.00000	Repair and Maintenance	$15,000.00	$15,000.00	$0.00	$7,701.78	$10,818.80	$9,853.88
100.2630.440.00.00.0.00000	Rentals	$25,000.00	$35,000.00	($10,000.00)	$18,361.38	$19,552.98	$0.00
100.2630.610.00.00.0.00000	Supplies	$175,807.00	$178,000.00	($2,193.00)	$161,483.83	$103,024.73	$38,336.47
100.2630.733.00.00.0.00000	New Equipment	$0.00	$41,000.00	($41,000.00)	$39,309.37	$45,911.42	$0.00
100.2630.737.00.00.0.00000	Replacement Equipment	$15,000.00	$39,620.00	($24,620.00)	$15,627.37	$16,923.00	$18,644.58
FUNC: CARE AND OPERATION OF GROUNDS - 2630		$462,807.00	$525,620.00	($62,813.00)	$478,814.42	$239,417.33	$82,463.52
100.2640.430.00.00.0.00000	Repair and Maintenance	$121,000.00	$121,000.00	$0.00	$115,811.91	$109,934.55	$108,718.47
FUNC: CARE AND UPKEEP OF EQUIPMENT - 2640		$121,000.00	$121,000.00	$0.00	$115,811.91	$109,934.55	$108,718.47
100.2650.430.00.00.0.00000	Repair and Maintenance	$20,000.00	$20,000.00	$0.00	$8,407.53	$3,459.52	$11,371.90
100.2650.626.00.00.0.00000	Gasoline	$20,000.00	$20,000.00	$0.00	$11,184.89	$11,393.44	$14,690.02
100.2650.737.00.00.0.00000	Replacement Equipment	$0.00	$55,000.00	($55,000.00)	$52,281.00	$123,309.92	$0.00
FUNC: VEHICLE OPERATION AND MAINTENANCE - 2650		$40,000.00	$95,000.00	($55,000.00)	$71,873.42	$138,162.88	$26,061.92

Budget - TRSD

Fiscal Year: 2024-2025

☐ Print accounts with zero balance ☐ Round to whole dollars ☐ Account on new page
☐ Exclude inactive accounts with zero balance

From Date: 7/1/2025 To Date: 6/30/2026 Definition: Proposed View

Account	Description	FY2026 Proposed	FY2025 Voted	Variance	FY2024 Actual	FY2023 Actual	FY2022 Actual
100.2660.330.00.00.0.00000	Other Professional Services	$104,364.54	$90,052.22	$14,312.32	$70,931.30	$62,303.00	$94,193.99
100.2660.340.00.00.0.00000	Technical Services	$10,000.00	$19,400.00	($9,400.00)	$0.00	$0.00	$14,262.82
100.2660.430.00.00.0.00000	Repair and Maintenance	$35,000.00	$35,000.00	$0.00	$29,377.72	$28,224.29	$16,142.62
100.2660.490.00.00.0.00000	Other Purchased Property Serv	$10,000.00	$10,000.00	$0.00	$11,625.00	$9,714.00	$10,614.83
FUNC: SECURITY SERVICES - 2660		$159,364.54	$154,452.22	$4,912.32	$111,934.02	$100,241.29	$135,214.26
100.2721.519.00.00.0.00000	Student Transportation	$2,735,657.68	$2,689,915.72	$45,741.96	$2,542,679.74	$2,348,395.62	$2,385,838.91
FUNC: REGULAR PROGRAM TRANSP - 2721		$2,735,657.68	$2,689,915.72	$45,741.96	$2,542,679.74	$2,348,395.62	$2,385,838.91
100.2722.519.00.00.0.00000	Student Transportation	$1,723,384.30	$1,421,530.40	$301,853.90	$910,758.66	$792,130.26	$780,021.09
FUNC: SPECIAL EDUCATION TRANSP - 2722		$1,723,384.30	$1,421,530.40	$301,853.90	$910,758.66	$792,130.26	$780,021.09
100.2723.519.00.00.0.00000	Student Transportation	$161,776.00	$156,289.60	$5,486.40	$120,366.49	$131,099.24	$47,830.87
FUNC: VOCATIONAL TRANSPORTATION - 2723		$161,776.00	$156,289.60	$5,486.40	$120,366.49	$131,099.24	$47,830.87
100.2724.519.00.00.0.00000	Student Transportation	$109,265.80	$100,276.38	$8,989.42	$105,723.14	$88,008.72	$77,813.56
FUNC: ATHLETIC TRANSPORTATION - 2724		$109,265.80	$100,276.38	$8,989.42	$105,723.14	$88,008.72	$77,813.56
100.2725.519.00.00.0.00000	Student Transportation	$54,340.00	$55,900.00	($1,560.00)	$25,398.93	$18,954.70	$9,266.01
FUNC: FIELD TRIP TRANSPORTATION - 2725		$54,340.00	$55,900.00	($1,560.00)	$25,398.93	$18,954.70	$9,266.01
100.2729.519.00.00.0.00000	Student Transportation	$17,100.00	$17,200.00	($100.00)	$12,474.77	$9,381.46	$6,346.90
FUNC: MUSIC TRANSPORTATION - 2729		$17,100.00	$17,200.00	($100.00)	$12,474.77	$9,381.46	$6,346.90

Budget - TRSD

Fiscal Year: 2024-2025

☐ Print accounts with zero balance ☐ Round to whole dollars ☐ Account on new page
☐ Exclude inactive accounts with zero balance

From Date: 7/1/2025 To Date: 6/30/2026 Definition: Proposed View

Account	Description	FY2026 Proposed	FY2025 Voted	Variance	FY2024 Actual	FY2023 Actual	FY2022 Actual
100.2831.111.00.00.0.00000	Administrative Salaries	$168,510.00	$160,200.00	$8,310.00	$159,900.00	$150,000.00	$107,045.97
100.2831.115.00.00.0.00000	Office Salaries	$109,042.67	$109,841.00	($798.33)	$100,847.94	$103,902.74	$129,047.75
100.2831.330.00.00.0.00000	Other Professional Services	$0.00	$0.00	$0.00	$510.00	$1,664.55	$3,738.00
100.2831.540.00.00.0.00000	Advertising	$0.00	$0.00	$0.00	$0.00	$2,806.21	$0.00
100.2831.610.00.00.0.00000	Supplies	$0.00	$0.00	$0.00	$0.00	($15.00)	$0.00
100.2831.643.00.00.0.00000	Information Access Fees	$0.00	$0.00	$0.00	$0.00	$623.75	$0.00
100.2831.810.00.00.0.00000	Dues and Fees	$0.00	$0.00	$0.00	$0.00	$100.00	$0.00
FUNC: Supervision of Staff Services - 2831		$277,552.67	$270,041.00	$7,511.67	$261,257.94	$259,082.25	$239,831.72
100.2840.111.00.00.0.00000	Administrative Salaries	$128,404.00	$124,422.48	$3,981.52	$119,637.00	$117,160.99	$113,940.00
100.2840.114.00.00.0.00000	Educational Assistants Salaries	$64,884.09	$62,156.25	$2,727.84	$59,323.59	$57,490.72	$55,787.07
100.2840.430.00.00.0.00000	Repair and Maintenance	$81,000.00	$70,150.00	$10,850.00	$71,146.30	$62,972.01	$45,620.00
100.2840.610.00.00.0.00000	Supplies	$15,000.00	$15,000.00	$0.00	$6,866.12	$6,644.32	$12,160.29
100.2840.643.00.00.0.00000	Information Access Fees	$191,340.00	$188,119.00	$3,221.00	$169,555.35	$186,364.71	$149,600.13
100.2840.650.00.00.0.00000	Software	$122,100.00	$107,645.00	$14,455.00	$74,848.08	$63,658.20	$69,180.50
100.2840.734.00.00.0.00000	New Computer/Netwk Equip	$0.00	$0.00	$0.00	$0.00	$0.00	$403.90
100.2840.738.00.00.0.00000	Replacement Computer/Netwrk	$25,000.00	$25,000.00	$0.00	$29,574.00	$24,298.06	$17,335.29
FUNC: COMPUTER SERVICES - 2840		$627,728.09	$592,492.73	$35,235.36	$530,950.44	$518,589.01	$464,027.18
100.2900.210.00.00.0.00000	Group Insurance	$12,400,897.00	$13,785,781.37	($1,384,884.37)	$9,906,800.72	$10,440,277.25	$10,563,230.48

Budget - TRSD

Fiscal Year: 2024-2025

☐ Print accounts with zero balance ☐ Round to whole dollars ☐ Account on new page
☐ Exclude inactive accounts with zero balance

From Date: 7/1/2025 To Date: 6/30/2026 Definition: Proposed View

Account	Description	FY2026 Proposed	FY2025 Voted	Variance	FY2024 Actual	FY2023 Actual	FY2022 Actual
100.2900.220.00.00.0.00000	FICA	$3,097,036.14	$3,148,702.06	($51,665.92)	$2,568,714.70	$2,580,723.07	$2,648,847.35
100.2900.231.00.00.0.00000	Non-teacher Retirement	$1,207,728.95	$1,271,203.16	($63,474.21)	$1,017,369.17	$1,099,078.82	$1,084,373.99
100.2900.232.00.00.0.00000	Teacher Retirement	$5,690,824.57	$6,123,070.83	($432,246.26)	$5,136,553.60	$5,675,083.89	$5,575,719.78
100.2900.250.00.00.0.00000	Unemployment Compensation	$20,000.00	$30,000.00	($10,000.00)	$13,999.00	$11,588.00	$17,959.00
100.2900.260.00.00.0.00000	Worker's Compensation	$256,820.00	$242,283.00	$14,537.00	$267,420.00	$273,779.17	$191,014.11
100.2900.290.00.00.0.00000	Other Employee Benefits	$35,000.00	$50,000.00	($15,000.00)	$23,207.54	$13,465.47	$11,457.83
FUNC: SUPPORT SERVICES-OTHER - 2900		$22,708,306.66	$24,651,040.42	($1,942,733.76)	$18,934,064.73	$20,093,995.67	$20,092,602.54
100.3120.119.00.00.0.00000	Food Service Salaries	$0.00	$90,558.83	($90,558.83)	$0.00	$0.00	$0.00
FUNC: FOOD SERVICE OPERATIONS - 3120		$0.00	$90,558.83	($90,558.83)	$0.00	$0.00	$0.00
100.4200.430.00.00.0.00000	Repair and Maintenance	$150,000.00	$150,000.00	$0.00	$139,831.86	$1,068,123.02	$81,489.25
FUNC: SITE IMPROVEMENT - 4200		$150,000.00	$150,000.00	$0.00	$139,831.86	$1,068,123.02	$81,489.25
100.4600.450.00.00.0.00000	Construction Services	$1,892,200.00	$1,892,200.00	$0.00	$2,365,257.41	$3,702,103.26	$347,778.39
FUNC: BUILDING IMPROVEMENT - 4600		$1,892,200.00	$1,892,200.00	$0.00	$2,365,257.41	$3,702,103.26	$347,778.39
100.5110.910.00.00.0.00000	Principal	$746,341.00	$746,341.00	$0.00	$100,000.28	$0.00	$0.00
FUNC: PRINCIPAL ON DEBT - 5110		$746,341.00	$746,341.00	$0.00	$100,000.28	$0.00	$0.00
100.5120.830.00.00.0.00000	Interest	$1,314,659.00	$1,314,659.00	$0.00	$122,551.12	$0.00	$0.00
FUNC: INTEREST ON DEBT - 5120		$1,314,659.00	$1,314,659.00	$0.00	$122,551.12	$0.00	$0.00

Budget - TRSD

Fiscal Year: 2024-2025

☐ Print accounts with zero balance ☐ Round to whole dollars ☐ Account on new page
☐ Exclude inactive accounts with zero balance

From Date: 7/1/2025 To Date: 6/30/2026 Definition: Proposed View

Account	Description	FY2026 Proposed	FY2025 Voted	Variance	FY2024 Actual	FY2023 Actual	FY2022 Actual
100.5221.930.00.00.0.00000	Fund Transfers	$1,400,000.00	$1,716,811.00	($316,811.00)	$0.00	$0.00	$0.00
FUNC: FOOD SERVICE FUND - 5221		$1,400,000.00	$1,716,811.00	($316,811.00)	$0.00	$0.00	$0.00
100.5222.930.00.00.0.00000	Fund Transfers	$1,200,000.00	$1,300,000.00	($100,000.00)	$0.00	$0.00	$0.00
FUNC: FEDERAL PROJECTS - 5222		$1,200,000.00	$1,300,000.00	($100,000.00)	$0.00	$0.00	$0.00
100.5223.930.00.00.0.00000	Fund Transfers	$45,000.00	$77,500.00	($32,500.00)	($1,657.60)	$262.90	($20,718.64)
FUNC: PERFORMING ARTS CTR PROGRAMS - 5223		$45,000.00	$77,500.00	($32,500.00)	($1,657.60)	$262.90	($20,718.64)
100.5250.930.00.00.0.00000	Fund Transfers	$250,000.00	$250,000.00	$0.00	$0.00	$0.00	$0.00
FUNC: CAPITAL RESERVE FUNDS - 5250		$250,000.00	$250,000.00	$0.00	$0.00	$0.00	$0.00
Grand Total:		$88,818,076.24	$91,825,842.63	($3,007,766.39)	$71,906,094.14	$73,239,049.89	$68,379,163.11

End of Report

Timberlane Regional School District
FY2026 Budget Assumptions

- Average salary increases:
  - Teachers – 8.2%
  - Nurses – 8.6%
  - Paraeducators – 7.6%
  - Admin. Assistants and Maintenance – 4.5%
  - Administrators – 3.2%
  - Custodians – 12.4%
  - Cafeteria Workers – 5.1%
  - Non-Affiliated – 6.0%

- Vacant positions budgeted at the level of the last employee holding the position

- New Hampshire Retirement System
  - Teachers rate 19.23%
  - Employee rate 12.75%

- Health & Dental Insurance GMR – 9.4% and 12.4%

With the recent changes to the operating budget at the last Budget Committee meeting on January 9th, the School Board will meet just prior to the Public Hearing at 6:30 PM to consider the revisions to the default budget. The packet herein anticipates the School Board voting to approve the recommended changes that are aligned to the statute governing the default calculation.

Default Budget

NH RSA 40:13 Use of Official Ballot (in part)

IX. (b) "Default budget" as used in this subdivision means the amount of the same appropriations as contained in the operating budget authorized for the previous year, reduced and increased, as the case may be, by debt service, contracts, and other obligations previously incurred or mandated by law, and reduced by one-time expenditures contained in the operating budget and by salaries and benefits of positions that have been eliminated in the proposed budget. For the purposes of this paragraph, one-time expenditures shall be appropriations not likely to recur in the succeeding budget, and eliminated positions shall not include vacant positions under recruitment or positions redefined in the proposed operating budget, as determined by the governing body, unless the provisions of RSA 40:14-b are adopted, of the local political subdivision. In calculating the default budget amount, the governing body shall follow the statutory formula which may result in a higher or lower amount than the proposed operating budget.

(c) "Contracts" as used in this subdivision means contracts previously approved, in the amount so approved, by the legislative body in either the operating budget authorized for the previous year or in a separate warrant article for a previous year.

XI. (a) The default budget shall be disclosed and presented for questions and discussion at the first budget hearing held pursuant to RSA 32:5 or RSA 197:6. The governing body, unless the provisions of RSA 40:14-b are adopted, shall complete a default budget form created by the department of revenue administration to demonstrate how the default budget amount was calculated. The line item details for changes under subparagraph (2) shall be available for inspection by voters. The form and associated calculations shall, at a minimum, include the following:

(1) Appropriations contained in the previous year's operating budget;

(2) Reductions and increases to the previous year's operating budget including identification of specific items that constitute a change by account code, and the reasons for each change;

(3) One-time expenditures as defined under subparagraph IX(b); and

(4) Reductions for eliminated positions and benefit expenditures as defined under subparagraph IX(b).

(b) This amount shall not be amended by the legislative body. However, this amount may be adjusted by the governing body, unless the provisions of RSA 40:14-b are adopted, acting on relevant new information at any time before the ballots are printed, provided the governing body, unless the provisions of RSA 40:14-b are adopted, completes an amended default budget form.

Timberlane Regional School District

FY2026 Default Budget

	Default FY2026	Voted FY2025	Change	
Salaries	42,004,475	41,508,293	496,182	1.2%
	46.6%	*45.2%*		
Benefits	23,220,391	24,646,098	(1,425,707)	-5.8%
	25.8%	*26.8%*		
Operating	24,823,790	25,671,452	(847,662)	-3.3%
	27.6%	*28.0%*		
Total Budget	90,048,656	91,825,843	(1,777,187)	-1.9%

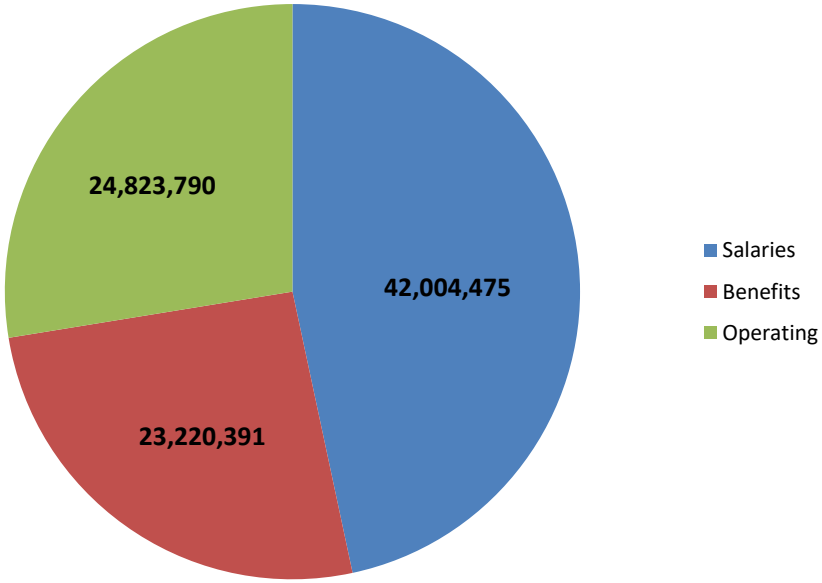

FY2025 Voted Budget Recap

Warrant Article #2	$89,120,265
Operating Budget	
Account(s): Miscellaneous	
Warrant Article #3	$2,427,107
TTA CBA	
Account(s): Miscellaneous	
Warrant Article #5	$250,000
Captal Reserve Contribution	
Account(s): 5250.930.01.33	
Warrant Article #8	$28,471
TAAM/IT CBA	
Account(s): Miscellaneous	
Total Voted Budget:	**$91,825,843**
Minus Capital Reserve Contribution	($250,000)
Tota w/o Capital Reserve Contribution:	**$91,575,843**

Timberlane Regional School District
FY2026 Default Budget

Salaries	24,928,040
Benefits	25,926,547
Operating	40,971,255
FY2025 Voted Budget	**91,825,843**

1	Admin Salaries	225,677
2	Teacher Salaries	1,089,838
3	Nurses Salaries	36,549
4	Paraeducators Salaries	(75,572)
5	Staff Salaries	115,660
6	Insurance	(1,196,067)
7	FICA	106,504
8	Employee Retirement	(51,255)
9	Teacher Retirement	(284,245)
10	Sped Contracted Services	108,000
11	Transportation	456,279
12	Tuition Vocational / Other LEAs	123,000
13	Sped Tuition	(836,677)
14	Special Education	(57,850)
15	Transfer to Food Service	(316,811)
16	Transfer to Federal Projects	(100,000)
17	Transfer to PAC Programs	(32,500)
18	New Equipment	(48,864)
19	Replacement Equipment	(127,243)
20	Replacement Computer/Network Equipment	(86,680)
21	Transportation Amendment per Superintendent Krieger 1.2.2025	(95,867)
22	Budget Decrease approved by Budget Committee on 1.9.25	(729,060)
	Total Adjustments	**(1,777,186)**
	FY2026 Default Budget (including capital reserve contribution)	**90,048,656**
	Increase / Decrease %	**-1.9%**
	Capital Reserve Contributuion	(250,000)
	FY2026 Default Budget	**89,798,656**

1	Increase for TAU union as voted & Non-union pool	225,677
2	Increase for TTA union as voted offset by a decrease due to 4.5 eliminated positions	1,089,838
3	Increase for TTA union as voted - Nurses	36,549
4	Increase for TSSU union as voted offset by a decrease due to 13 eliminated positions	(75,572)
5	Increase for TAAM & IT union as voted	115,660
6	Health/ Dental GMR	(1,234,884)
	Workers' Comp. Insurance	14,537
	Property & Liability Insurance	16,670
	Student Athletic Insurance	7,610
7	FICA adjustment to projected salaries	106,504
8	Reflects a 6% decrease in NHRS contribution rate. Rate went from 13.53% to 12.75%	(51,255)
9	Reflects a 2% decrease in NHRS contribution rate. Rate went from 19.64% to 19.23%	(284,245)
10	Contracted Services - Psychology	(25,000)
	Contracted Services - Sped	105,000
	Contracted Services - Speech	28,000
11	Sped Transportation	301,854
	Regular Transportation	144,535
	Athletics Transportation	9,889
12	Tuition to Other LEAs Within the State	23,000
	Vocational Education	100,000
13	Out of District Tuition Elementary	(251,000)
	Out of District Tuition Middle School	161,928
	Out of District Tuition High School	(747,605)
14	Special Education Others (PD, supplies, books, software)	(57,850)
15	Decreased to closely reflect actuals	(316,811)
16	Decreased to closely reflect actuals	(100,000)
17	Decreased to closely reflect actuals	(32,500)
18	Reflects a reduction due to Classroom Tables at SN, Gator Utility Vehicle, Turf Aerator and C	(48,864)
19	Reflects a reduction due to Classroom Tables at SN, Wrestling Mats, Replacement Vehicle, (	(127,243)
20	Phone System Replacement, Sped replacement equipment	(86,680)
21	Transportation Amendment	(95,867)
22	Health Insurance assuming lower GMR	(150,000)
	Decrease in retirement incentive assumption	(275,213)
	Food Service decrease in anticipated expenses	(112,024)
	Academic Resources	(91,239)
	District Wide Professional Development	(50,000)
	Academic Equipment	(40,584)
	Grounds and Facilities equipment rentals	(10,000)

Timberlane Regional School District

Budget - TRSD

Fiscal Year: 2024-2025

☐ Print accounts with zero balance ☐ Round to whole dollars ☐ Account on new page
☐ Exclude inactive accounts with zero balance

From Date: 7/1/2025 To Date: 6/30/2026 Definition: Default View

Account	Description	FY2026 Default	FY2025 Voted	Variance
100.1100.112.00.00.0.00000	Salaries-Teachers	$18,355,755.18	$17,610,237.75	$745,517.43
100.1100.114.00.00.0.00000	Educational Assistants Salaries	$1,776,559.99	$1,747,841.31	$28,718.68
100.1100.115.00.00.0.00000	Office Salaries	$47,645.18	$46,016.20	$1,628.98
100.1100.117.00.00.0.00000	Home Instruction / ESOL	$10,000.00	$10,000.00	$0.00
100.1100.122.00.00.0.00000	Substitute Salaries-Teachers	$450,000.00	$450,000.00	$0.00
100.1100.123.00.00.0.00000	Long Term Substitutes	$190,000.00	$190,000.00	$0.00
100.1100.320.00.00.0.00000	Professional Edu Services	$3,950.00	$3,950.00	$0.00
100.1100.330.00.00.0.00000	Other Professional Services	$32,300.00	$32,300.00	$0.00
100.1100.430.00.00.0.00000	Repair and Maintenance	$59,845.00	$59,845.00	$0.00
100.1100.550.00.00.0.00000	Printing	$2,500.00	$2,500.00	$0.00
100.1100.561.00.00.0.00000	Tuition-Other LEA's in State	$68,000.00	$45,000.00	$23,000.00
100.1100.580.00.00.0.00000	Travel/Workshops	$8,000.00	$8,000.00	$0.00
100.1100.610.00.00.0.00000	Supplies	$538,657.96	$539,857.96	($1,200.00)
100.1100.640.00.00.0.00000	Books & Info Resources	$56,792.00	$56,792.00	$0.00
100.1100.643.00.00.0.00000	Information Access Fees	$309,564.00	$349,964.00	($40,400.00)
100.1100.650.00.00.0.00000	Software	$107,698.00	$107,698.00	$0.00
100.1100.733.00.00.0.00000	New Equipment	$73,529.86	$91,913.00	($18,383.14)
100.1100.734.00.00.0.00000	New Computer/Netwk Equip	$50,000.00	$50,000.00	$0.00
100.1100.737.00.00.0.00000	Replacement Equipment	$63,105.00	$101,535.24	($38,430.24)

Budget - TRSD

Fiscal Year: 2024-2025

☐ Print accounts with zero balance ☐ Round to whole dollars ☐ Account on new page
☐ Exclude inactive accounts with zero balance

From Date: 7/1/2025 To Date: 6/30/2026 Definition: Default View

Account	Description	FY2026 Default	FY2025 Voted	Variance
100.1100.738.00.00.0.00000	Replacement Computer/Netwrk	$328,710.00	$385,390.00	($56,680.00)
100.1100.810.00.00.0.00000	Dues and Fees	$32,960.00	$32,960.00	$0.00
FUNC: REGULAR EDUCATION - 1100		$22,565,572.17	$21,921,800.46	$643,771.71
100.1200.111.00.00.0.00000	Administrative Salaries	$335,829.31	$325,416.00	$10,413.31
100.1200.112.00.00.0.00000	Teacher/Specialist Salaries	$4,326,336.72	$4,180,837.17	$145,499.55
100.1200.114.00.00.0.00000	Educational Assistants Salaries	$3,037,530.65	$3,125,232.25	($87,701.60)
100.1200.115.00.00.0.00000	Office Salaries	$114,200.15	$110,102.20	$4,097.95
100.1200.117.00.00.0.00000	Home Instruction / ESOL	$1,000.00	$31,000.00	($30,000.00)
100.1200.124.00.00.0.00000	Substitute Salaries-Assistants	$55,000.00	$55,000.00	$0.00
100.1200.320.00.00.0.00000	Professional Edu Services	$3,000.00	$7,500.00	($4,500.00)
100.1200.330.00.00.0.00000	Other Professional Services	$1,530,000.00	$1,425,000.00	$105,000.00
100.1200.430.00.00.0.00000	Repair and Maintenance	$5,000.00	$50,000.00	($45,000.00)
100.1200.564.00.00.0.00000	Tuition-Private	$2,773,323.00	$3,610,000.00	($836,677.00)
100.1200.580.00.00.0.00000	Travel/Workshops	$1,400.00	$4,200.00	($2,800.00)
100.1200.610.00.00.0.00000	Supplies	$46,750.00	$59,550.00	($12,800.00)
100.1200.640.00.00.0.00000	Books & Info Resources	$8,000.00	$10,000.00	($2,000.00)
100.1200.643.00.00.0.00000	Information Access Fees	$55,000.00	$59,000.00	($4,000.00)
100.1200.650.00.00.0.00000	Software	$500.00	$3,500.00	($3,000.00)
100.1200.733.00.00.0.00000	New Equipment	$5,500.00	$1,400.00	$4,100.00

Budget - TRSD

Fiscal Year: 2024-2025

☐ Print accounts with zero balance ☐ Round to whole dollars ☐ Account on new page
☐ Exclude inactive accounts with zero balance

From Date: 7/1/2025 To Date: 6/30/2026 Definition: Default View

Account	Description	FY2026 Default	FY2025 Voted	Variance
100.1200.737.00.00.0.00000	Replacement Equipment	$1,000.00	$700.00	$300.00
100.1200.738.00.00.0.00000	Replacement Computer/Netwrk	$0.00	$30,000.00	($30,000.00)
FUNC: SPECIAL EDUCATION - 1200		$12,299,369.83	$13,088,437.62	($789,067.79)
100.1260.117.00.00.0.00000	Home Instruction / ESOL	$99,762.40	$94,790.40	$4,972.00
100.1260.330.00.00.0.00000	Other Professional Services	$2,000.00	$2,000.00	$0.00
100.1260.580.00.00.0.00000	Travel/Workshops	$1,500.00	$1,500.00	$0.00
100.1260.610.00.00.0.00000	Supplies	$600.00	$600.00	$0.00
100.1260.643.00.00.0.00000	Information Access Fees	$750.00	$750.00	$0.00
FUNC: BILINGUAL EDUCATION - 1260		$104,612.40	$99,640.40	$4,972.00
100.1300.561.00.00.0.00000	Tuition-Other LEA's in State	$270,000.00	$170,000.00	$100,000.00
FUNC: VOCATIONAL EDUCATION - 1300		$270,000.00	$170,000.00	$100,000.00
100.1410.112.00.00.0.00000	Teacher/Specialist Salaries	$172,600.00	$172,600.00	$0.00
100.1410.610.00.00.0.00000	Supplies	$59,100.00	$59,100.00	$0.00
100.1410.810.00.00.0.00000	Dues and Fees	$16,245.00	$16,245.00	$0.00
100.1410.890.00.00.0.00000	Miscellaneous Expense	$41,000.00	$43,000.00	($2,000.00)
FUNC: STUDENT ACTIVITIES - 1410		$288,945.00	$290,945.00	($2,000.00)
100.1420.111.00.00.0.00000	Administrative Salaries	$128,471.62	$124,488.00	$3,983.62

Budget - TRSD

Fiscal Year: 2024-2025

☐ Print accounts with zero balance ☐ Round to whole dollars ☐ Account on new page
☐ Exclude inactive accounts with zero balance

From Date: 7/1/2025 To Date: 6/30/2026 Definition: Default View

Account	Description	FY2026 Default	FY2025 Voted	Variance
100.1420.112.00.00.0.00000	Teacher/Specialist Salaries	$314,125.00	$314,125.00	$0.00
100.1420.115.00.00.0.00000	Office Salaries	$48,617.35	$46,563.80	$2,053.55
100.1420.330.00.00.0.00000	Other Professional Services	$4,800.00	$4,800.00	$0.00
100.1420.390.00.00.0.00000	Game Expenses	$131,005.00	$131,005.00	$0.00
100.1420.430.00.00.0.00000	Repair and Maintenance	$4,000.00	$4,000.00	$0.00
100.1420.520.00.00.0.00000	Insurance	$19,110.00	$11,500.00	$7,610.00
100.1420.580.00.00.0.00000	Travel/Workshops	$1,000.00	$1,000.00	$0.00
100.1420.610.00.00.0.00000	Supplies	$82,200.00	$82,200.00	$0.00
100.1420.643.00.00.0.00000	Information Access Fees	$20,445.00	$20,445.00	$0.00
100.1420.737.00.00.0.00000	Replacement Equipment	$12,500.00	$18,523.00	($6,023.00)
100.1420.810.00.00.0.00000	Dues and Fees	$10,940.00	$10,940.00	$0.00
100.1420.880.00.00.0.00000	Miscellaneous Expense	$14,000.00	$14,000.00	$0.00
100.1420.890.00.00.0.00000	Miscellaneous Expense	$49,300.00	$49,300.00	$0.00
FUNC: ATHLETICS - 1420		$840,513.97	$832,889.80	$7,624.17
100.1430.112.00.00.0.00000	Teacher/Specialist Salaries	$39,329.00	$39,329.00	$0.00
100.1430.320.00.00.0.00000	Professional Edu Services	$4,000.00	$4,000.00	$0.00
100.1430.610.00.00.0.00000	Supplies	$300.00	$300.00	$0.00
FUNC: SUMMER SCHOOL - 1430		$43,629.00	$43,629.00	$0.00
100.1600.112.00.00.0.00000	Teacher/Specialist Salaries	$105,621.08	$105,621.08	$0.00

Budget - TRSD

Fiscal Year: 2024-2025

☐ Print accounts with zero balance ☐ Round to whole dollars ☐ Account on new page
☐ Exclude inactive accounts with zero balance

From Date: 7/1/2025 To Date: 6/30/2026 Definition: Default View

Account	Description	FY2026 Default	FY2025 Voted	Variance
100.1600.115.00.00.0.00000	Office Salaries	$16,469.62	$15,763.54	$706.08
100.1600.320.00.00.0.00000	Professional Edu Services	$2,000.00	$2,000.00	$0.00
100.1600.610.00.00.0.00000	Supplies	$11,000.00	$11,000.00	$0.00
100.1600.640.00.00.0.00000	Books & Info Resources	$1,866.00	$1,866.00	$0.00
100.1600.643.00.00.0.00000	Information Access Fees	$18,025.00	$18,025.00	$0.00
FUNC: ALTERNATIVE/CONTINUING EDUC. - 1600		$154,981.70	$154,275.62	$706.08
100.2000.330.00.00.0.00000	Other Professional Services	$71,000.00	$71,000.00	$0.00
100.2000.643.00.00.0.00000	Information Access Fees	$10,000.00	$10,000.00	$0.00
FUNC: SUPPORT SERVICES - 2000		$81,000.00	$81,000.00	$0.00
100.2113.610.00.00.0.00000	Supplies	($200.00)	$1,000.00	($1,200.00)
100.2113.640.00.00.0.00000	Books & Info Resources	$1,000.00	$1,000.00	$0.00
FUNC: SOCIAL WORK SERVICES - 2113		$800.00	$2,000.00	($1,200.00)
100.2122.111.00.00.0.00000	Administrative Salaries	$107,623.15	$104,286.00	$3,337.15
100.2122.112.00.00.0.00000	Teacher/Specialist Salaries	$1,274,486.45	$1,216,728.98	$57,757.47
100.2122.115.00.00.0.00000	Office Salaries	$189,070.12	$181,786.31	$7,283.81
100.2122.320.00.00.0.00000	Professional Edu Services	$24,720.90	$24,720.90	$0.00
100.2122.550.00.00.0.00000	Printing	$539.00	$539.00	$0.00
100.2122.610.00.00.0.00000	Supplies	$9,385.00	$9,985.00	($600.00)

Budget - TRSD

Fiscal Year: 2024-2025

☐ Print accounts with zero balance ☐ Round to whole dollars ☐ Account on new page
☐ Exclude inactive accounts with zero balance

From Date: 7/1/2025 To Date: 6/30/2026 Definition: Default View

Account	Description	FY2026 Default	FY2025 Voted	Variance
100.2122.640.00.00.0.00000	Books & Info Resources	$1,400.00	$1,400.00	$0.00
100.2122.737.00.00.0.00000	Replacement Equipment	$0.00	$800.00	($800.00)
FUNC: GUIDANCE - 2122		$1,607,224.62	$1,540,246.19	$66,978.43
100.2134.113.00.00.0.00000	Nurses Salaries	$742,462.81	$705,913.95	$36,548.86
100.2134.115.00.00.0.00000	Office Salaries	$60,456.34	$57,819.95	$2,636.39
100.2134.290.00.00.0.00000	Other Employee Benefits	$500.00	$500.00	$0.00
100.2134.330.00.00.0.00000	Other Professional Services	$12,000.00	$12,000.00	$0.00
100.2134.340.00.00.0.00000	Technical Services	$5,000.00	$5,000.00	$0.00
100.2134.430.00.00.0.00000	Repair and Maintenance	$1,000.00	$1,000.00	$0.00
100.2134.580.00.00.0.00000	Travel/Workshops	$200.00	$200.00	$0.00
100.2134.610.00.00.0.00000	Supplies	$22,000.00	$22,000.00	$0.00
100.2134.650.00.00.0.00000	Software	$6,000.00	$6,000.00	$0.00
100.2134.733.00.00.0.00000	New Equipment	$2,200.00	$1,000.00	$1,200.00
100.2134.737.00.00.0.00000	Replacement Equipment	$1,000.00	$1,000.00	$0.00
100.2134.810.00.00.0.00000	Dues and Fees	$45.00	$45.00	$0.00
FUNC: HEALTH SERVICES - 2134		$852,864.15	$812,478.90	$40,385.25
100.2143.112.00.00.0.00000	Teacher/Specialist Salaries	$337,762.44	$350,198.82	($12,436.38)
100.2143.330.00.00.0.00000	Other Professional Services	$320,000.00	$345,000.00	($25,000.00)
100.2143.610.00.00.0.00000	Supplies	$12,000.00	$13,000.00	($1,000.00)

Budget - TRSD

Fiscal Year: 2024-2025

☐ Print accounts with zero balance ☐ Round to whole dollars ☐ Account on new page
☐ Exclude inactive accounts with zero balance

From Date: 7/1/2025 To Date: 6/30/2026 Definition: Default View

Account	Description	FY2026 Default	FY2025 Voted	Variance
100.2143.733.00.00.0.00000	New Equipment	$500.00	$1,000.00	($500.00)
FUNC: PSYCHOLOGICAL SERVICES - 2143		$670,262.44	$709,198.82	($38,936.38)
100.2152.112.00.00.0.00000	Teacher/Specialist Salaries	$723,730.16	$807,191.27	($83,461.11)
100.2152.114.00.00.0.00000	Educational Assistants Salaries	$183,889.21	$216,666.13	($32,776.92)
100.2152.330.00.00.0.00000	Other Professional Services	$458,000.00	$430,000.00	$28,000.00
100.2152.610.00.00.0.00000	Supplies	$10,000.00	$12,000.00	($2,000.00)
100.2152.640.00.00.0.00000	Books & Info Resources	$100.00	$500.00	($400.00)
100.2152.643.00.00.0.00000	Information Access Fees	$67,000.00	$29,000.00	$38,000.00
100.2152.733.00.00.0.00000	New Equipment	$10,000.00	$9,000.00	$1,000.00
FUNC: SPEECH - 2152		$1,452,719.37	$1,504,357.40	($51,638.03)
100.2190.112.00.00.0.00000	Teacher/Specialist Salaries	$50,000.00	$50,000.00	$0.00
FUNC: OTHER PUPIL SERVICES - 2190		$50,000.00	$50,000.00	$0.00
100.2210.112.00.00.0.00000	Teacher/Specialist Salaries	$2,100.00	$2,100.00	$0.00
100.2210.320.00.00.0.00000	Professional Edu Services	$20,000.00	$20,000.00	$0.00
100.2210.330.00.00.0.00000	Other Professional Services	$0.00	$500.00	($500.00)
FUNC: IMPROVEMENT OF INSTRUCTION - 2210		$22,100.00	$22,600.00	($500.00)
100.2213.111.00.00.0.00000	Administrative Salaries	$144,686.88	$136,260.00	$8,426.88

Budget - TRSD

Fiscal Year: 2024-2025

☐ Print accounts with zero balance ☐ Round to whole dollars ☐ Account on new page
☐ Exclude inactive accounts with zero balance

From Date: 7/1/2025 To Date: 6/30/2026 Definition: Default View

Account	Description	FY2026 Default	FY2025 Voted	Variance
100.2213.112.00.00.0.00000	Teacher/Specialist Salaries	$5,000.00	$5,000.00	$0.00
100.2213.240.00.00.0.00000	Tuition Reimbursement	$154,500.00	$204,500.00	($50,000.00)
100.2213.320.00.00.0.00000	Professional Edu Services	$114,500.00	$127,500.00	($13,000.00)
100.2213.321.00.00.0.00000	Prof Services for Instruction	$7,500.00	$7,500.00	$0.00
100.2213.580.00.00.0.00000	Travel/Workshops	$3,000.00	$3,000.00	$0.00
100.2213.610.00.00.0.00000	Supplies	$3,000.00	$3,000.00	$0.00
100.2213.640.00.00.0.00000	Books & Info Resources	$2,000.00	$2,000.00	$0.00
FUNC: PROFESSIONAL IMPROVEMENT - 2213		$434,186.88	$488,760.00	($54,573.12)
100.2219.610.00.00.0.00000	Supplies	$200.00	$200.00	$0.00
FUNC: OTH IMPROVEMENT OF INSTRUCTION - 2219		$200.00	$200.00	$0.00
100.2222.112.00.00.0.00000	Teacher/Specialist Salaries	$467,437.64	$450,149.38	$17,288.26
100.2222.114.00.00.0.00000	Educational Assistants Salaries	$192,120.85	$183,633.80	$8,487.05
100.2222.610.00.00.0.00000	Supplies	$10,250.00	$10,250.00	$0.00
100.2222.640.00.00.0.00000	Books & Info Resources	$54,733.94	$56,733.94	($2,000.00)
100.2222.641.00.00.0.00000	Library Periodicals	$7,082.40	$7,082.40	$0.00
100.2222.643.00.00.0.00000	Information Access Fees	$88,745.03	$91,245.03	($2,500.00)
100.2222.733.00.00.0.00000	New Equipment	$3,468.00	$1,300.00	$2,168.00
100.2222.737.00.00.0.00000	Replacement Equipment	$2,400.00	$2,400.00	$0.00
100.2222.810.00.00.0.00000	Dues and Fees	$217.00	$217.00	$0.00

Budget - TRSD

Fiscal Year: 2024-2025

☐ Print accounts with zero balance ☐ Round to whole dollars ☐ Account on new page
☐ Exclude inactive accounts with zero balance

From Date: 7/1/2025 To Date: 6/30/2026 Definition: Default View

Account	Description	FY2026 Default	FY2025 Voted	Variance
FUNC: SCHOOL LIBRARY SERVICES - 2222		$826,454.86	$803,011.55	$23,443.31
100.2223.430.00.00.0.00000	Repair and Maintenance	$1,450.00	$1,450.00	$0.00
100.2223.610.00.00.0.00000	Supplies	$1,950.00	$1,950.00	$0.00
100.2223.640.00.00.0.00000	Books & Info Resources	$7,400.00	$7,400.00	$0.00
100.2223.733.00.00.0.00000	New Equipment	$1,938.00	$1,900.00	$38.00
FUNC: AUDIO VISUAL - 2223		$12,738.00	$12,700.00	$38.00
100.2311.111.00.00.0.00000	Administrative Salaries	$14,000.00	$14,000.00	$0.00
FUNC: SCHOOL BOARD STIPEND - 2311		$14,000.00	$14,000.00	$0.00
100.2312.115.00.00.0.00000	Office Salaries	$6,000.00	$6,000.00	$0.00
100.2312.610.00.00.0.00000	Supplies	$320.00	$320.00	$0.00
FUNC: SCHOOL BOARD CLERK - 2312		$6,320.00	$6,320.00	$0.00
100.2313.111.00.00.0.00000	Administrative Salaries	$5,050.00	$5,050.00	$0.00
100.2313.610.00.00.0.00000	Supplies	$2,500.00	$2,500.00	$0.00
FUNC: TREASURER - 2313		$7,550.00	$7,550.00	$0.00
100.2314.340.00.00.0.00000	Technical Services	$4,000.00	$4,000.00	$0.00
100.2314.550.00.00.0.00000	Printing	$8,000.00	$8,000.00	$0.00
100.2314.610.00.00.0.00000	Supplies	$3,500.00	$3,500.00	$0.00

Budget - TRSD

Fiscal Year: 2024-2025

☐ Print accounts with zero balance ☐ Round to whole dollars ☐ Account on new page
☐ Exclude inactive accounts with zero balance

From Date: 7/1/2025 To Date: 6/30/2026 Definition: Default View

Account	Description	FY2026 Default	FY2025 Voted	Variance
FUNC: DISTRICT MEETING - 2314		$15,500.00	$15,500.00	$0.00
100.2317.330.00.00.0.00000	Other Professional Services	$50,000.00	$50,000.00	$0.00
FUNC: AUDIT - 2317		$50,000.00	$50,000.00	$0.00
100.2318.330.00.00.0.00000	Other Professional Services	$204,800.00	$204,800.00	$0.00
FUNC: LEGAL FEES - 2318		$204,800.00	$204,800.00	$0.00
100.2319.115.00.00.0.00000	Office Salaries	$11,160.00	$11,160.00	$0.00
100.2319.540.00.00.0.00000	Advertising	$5,000.00	$5,000.00	$0.00
100.2319.810.00.00.0.00000	Dues and Fees	$18,000.00	$18,000.00	$0.00
100.2319.890.00.00.0.00000	Miscellaneous Expense	$27,500.00	$27,500.00	$0.00
FUNC: OTHER SCHOOL BOARD SERVICES - 2319		$61,660.00	$61,660.00	$0.00
100.2321.111.00.00.0.00000	Administrative Salaries	$584,435.49	$512,760.02	$71,675.47
100.2321.115.00.00.0.00000	Office Salaries	$123,596.02	$116,578.00	$7,018.02
100.2321.240.00.00.0.00000	Tuition Reimbursement	$40,000.00	$40,000.00	$0.00
100.2321.330.00.00.0.00000	Other Professional Services	$35,205.00	$35,205.00	$0.00
100.2321.534.00.00.0.00000	Postage	$9,000.00	$9,000.00	$0.00
100.2321.540.00.00.0.00000	Advertising	$5,000.00	$5,000.00	$0.00
100.2321.580.00.00.0.00000	Travel/Workshops	$18,000.00	$18,000.00	$0.00

Budget - TRSD

Fiscal Year: 2024-2025

☐ Print accounts with zero balance ☐ Round to whole dollars ☐ Account on new page
☐ Exclude inactive accounts with zero balance

From Date: 7/1/2025 To Date: 6/30/2026 Definition: Default View

Account	Description	FY2026 Default	FY2025 Voted	Variance
100.2321.610.00.00.0.00000	Supplies	$35,000.00	$35,000.00	$0.00
100.2321.640.00.00.0.00000	Books & Info Resources	$2,000.00	$2,000.00	$0.00
100.2321.733.00.00.0.00000	New Equipment	$1,000.00	$0.00	$1,000.00
100.2321.810.00.00.0.00000	Dues and Fees	$12,000.00	$12,000.00	$0.00
100.2321.890.00.00.0.00000	Miscellaneous Expense	$25,000.00	$25,000.00	$0.00
FUNC: Office of the Superintendent Services - 2321		$890,236.51	$810,543.02	$79,693.49
100.2330.111.00.00.0.00000	Administrative Salaries	$257,792.03	$242,810.00	$14,982.03
100.2330.112.00.00.0.00000	Teacher/Specialist Salaries	$89,469.99	$86,705.28	$2,764.71
100.2330.115.00.00.0.00000	Office Salaries	$55,324.23	$52,718.80	$2,605.43
100.2330.531.00.00.0.00000	Telephone	$240.00	$240.00	$0.00
100.2330.534.00.00.0.00000	Postage	$100.00	$200.00	($100.00)
100.2330.580.00.00.0.00000	Travel/Workshops	$500.00	$3,500.00	($3,000.00)
100.2330.610.00.00.0.00000	Supplies	$100.00	$350.00	($250.00)
100.2330.810.00.00.0.00000	Dues and Fees	$3,000.00	$5,000.00	($2,000.00)
FUNC: SPECIAL AREA ADMINISTRATIVE SERVICES - 2330		$406,526.25	$391,524.08	$15,002.17
100.2340.115.00.00.0.00000	Office Salaries	$58,125.82	$55,598.50	$2,527.32
100.2340.580.00.00.0.00000	Travel/Workshops	$5,000.00	$5,000.00	$0.00
100.2340.610.00.00.0.00000	Supplies	$2,000.00	$2,000.00	$0.00
100.2340.640.00.00.0.00000	Books & Info Resources	$145,000.00	$145,000.00	$0.00

Budget - TRSD

Fiscal Year: 2024-2025

☐ Print accounts with zero balance ☐ Round to whole dollars ☐ Account on new page
☐ Exclude inactive accounts with zero balance

From Date: 7/1/2025 To Date: 6/30/2026 Definition: Default View

Account	Description	FY2026 Default	FY2025 Voted	Variance
100.2340.810.00.00.0.00000	Dues and Fees	$11,000.00	$11,000.00	$0.00
FUNC: DIRECTORS OF CURRICULUM - 2340		$221,125.82	$218,598.50	$2,527.32
100.2410.111.00.00.0.00000	Administrative Salaries	$2,200,260.14	$2,134,965.56	$65,294.58
100.2410.115.00.00.0.00000	Office Salaries	$980,773.39	$933,265.44	$47,507.95
100.2410.531.00.00.0.00000	Telephone	$154,042.00	$154,042.00	$0.00
100.2410.610.00.00.0.00000	Supplies	$75,704.00	$75,704.00	$0.00
100.2410.640.00.00.0.00000	Books & Info Resources	$3,600.00	$3,600.00	$0.00
100.2410.733.00.00.0.00000	New Equipment	$5,772.00	$6,649.00	($877.00)
100.2410.737.00.00.0.00000	Replacement Equipment	$4,800.00	$21,003.20	($16,203.20)
100.2410.810.00.00.0.00000	Dues and Fees	$26,445.00	$26,445.00	$0.00
FUNC: OFFICE OF THE PRINCIPAL - 2410		$3,451,396.53	$3,355,674.20	$95,722.33
100.2490.111.00.00.0.00000	Administrative Salaries	$117,202.18	$113,568.00	$3,634.18
100.2490.112.00.00.0.00000	Teacher/Specialist Salaries	$700.00	$700.00	$0.00
100.2490.610.00.00.0.00000	Supplies	$34,100.00	$38,900.00	($4,800.00)
FUNC: OTHER SERVICES.SCHOOL ADMINISTRATION - 2490		$152,002.18	$153,168.00	($1,165.82)
100.2510.310.00.00.0.00000	Official/Admin Services	$45,000.00	$45,000.00	$0.00
FUNC: CONTRACTED SERVICES-MEDICAID - 2510		$45,000.00	$45,000.00	$0.00

Budget - TRSD

Fiscal Year: 2024-2025

☐ Print accounts with zero balance ☐ Round to whole dollars ☐ Account on new page
☐ Exclude inactive accounts with zero balance

From Date: 7/1/2025 To Date: 6/30/2026 Definition: Default View

Account	Description	FY2026 Default	FY2025 Voted	Variance
100.2511.111.00.00.0.00000	Administrative Salaries	$501,868.97	$478,674.00	$23,194.97
100.2511.115.00.00.0.00000	Office Salaries	$61,057.75	$57,766.00	$3,291.75
FUNC: Supervising Fiscal Services - 2511		$562,926.72	$536,440.00	$26,486.72
100.2610.111.00.00.0.00000	Administrative Salaries	$122,137.68	$115,225.00	$6,912.68
FUNC: SUPERVISION AND OPERATION OF PLANT - 2610		$122,137.68	$115,225.00	$6,912.68
100.2620.116.00.00.0.00000	Custodial Salaries	$2,241,844.24	$2,213,833.71	$28,010.53
100.2620.126.00.00.0.00000	Substitute Salaries-Custodian	$10,000.00	$10,000.00	$0.00
100.2620.290.00.00.0.00000	Other Employee Benefits	$32,000.00	$32,000.00	$0.00
100.2620.330.00.00.0.00000	Other Professional Services	$182,700.00	$182,700.00	$0.00
100.2620.410.00.00.0.00000	Water/Sewer/Septic	$76,500.00	$76,500.00	$0.00
100.2620.420.00.00.0.00000	Cleaning Services	$100,000.00	$100,000.00	$0.00
100.2620.430.00.00.0.00000	Repair and Maintenance	$512,470.00	$512,470.00	$0.00
100.2620.432.00.00.0.00000	Plumbing & Electric Repair	$75,000.00	$75,000.00	$0.00
100.2620.520.00.00.0.00000	Insurance	$254,807.00	$238,137.06	$16,669.94
100.2620.580.00.00.0.00000	Travel/Workshops	$14,500.00	$14,500.00	$0.00
100.2620.610.00.00.0.00000	Supplies	$266,200.00	$266,200.00	$0.00
100.2620.621.00.00.0.00000	Natural Gas	$150,000.00	$150,000.00	$0.00
100.2620.622.00.00.0.00000	Electricity	$600,000.00	$600,000.00	$0.00
100.2620.623.00.00.0.00000	Bottled Gas	$45,000.00	$45,000.00	$0.00

Budget - TRSD

Fiscal Year: 2024-2025

☐ Print accounts with zero balance ☐ Round to whole dollars ☐ Account on new page
☐ Exclude inactive accounts with zero balance

From Date: 7/1/2025 To Date: 6/30/2026 Definition: Default View

Account	Description	FY2026 Default	FY2025 Voted	Variance
100.2620.624.00.00.0.00000	Fuel Oil	$202,000.00	$202,000.00	$0.00
100.2620.643.00.00.0.00000	Information Access Fees	$14,000.00	$14,000.00	$0.00
100.2620.733.00.00.0.00000	New Equipment	$12,500.00	$26,000.00	($13,500.00)
100.2620.737.00.00.0.00000	Replacement Equipment	$47,300.00	$64,500.00	($17,200.00)
FUNC: OPERATING BUILDINGS SERVICES - 2620		$4,836,821.24	$4,822,840.77	$13,980.47
100.2630.420.00.00.0.00000	Cleaning Services	$205,000.00	$205,000.00	$0.00
100.2630.422.00.00.0.00000	Snow Removal	$12,000.00	$12,000.00	$0.00
100.2630.430.00.00.0.00000	Repair and Maintenance	$15,000.00	$15,000.00	$0.00
100.2630.440.00.00.0.00000	Rentals	$25,000.00	$35,000.00	($10,000.00)
100.2630.610.00.00.0.00000	Supplies	$178,000.00	$178,000.00	$0.00
100.2630.733.00.00.0.00000	New Equipment	$0.00	$41,000.00	($41,000.00)
100.2630.737.00.00.0.00000	Replacement Equipment	$15,000.00	$39,620.00	($24,620.00)
FUNC: CARE AND OPERATION OF GROUNDS - 2630		$450,000.00	$525,620.00	($75,620.00)
100.2640.430.00.00.0.00000	Repair and Maintenance	$121,000.00	$121,000.00	$0.00
FUNC: CARE AND UPKEEP OF EQUIPMENT - 2640		$121,000.00	$121,000.00	$0.00
100.2650.430.00.00.0.00000	Repair and Maintenance	$20,000.00	$20,000.00	$0.00
100.2650.626.00.00.0.00000	Gasoline	$20,000.00	$20,000.00	$0.00
100.2650.737.00.00.0.00000	Replacement Equipment	$0.00	$55,000.00	($55,000.00)
FUNC: VEHICLE OPERATION AND MAINTENANCE - 2650		$40,000.00	$95,000.00	($55,000.00)

Budget - TRSD

Fiscal Year: 2024-2025

☐ Print accounts with zero balance ☐ Round to whole dollars ☐ Account on new page
☐ Exclude inactive accounts with zero balance

From Date: 7/1/2025 To Date: 6/30/2026 Definition: Default View

Account	Description	FY2026 Default	FY2025 Voted	Variance
100.2660.330.00.00.0.00000	Other Professional Services	$90,052.22	$90,052.22	$0.00
100.2660.340.00.00.0.00000	Technical Services	$19,400.00	$19,400.00	$0.00
100.2660.430.00.00.0.00000	Repair and Maintenance	$35,000.00	$35,000.00	$0.00
100.2660.490.00.00.0.00000	Other Purchased Property Serv	$10,000.00	$10,000.00	$0.00
FUNC: SECURITY SERVICES - 2660		$154,452.22	$154,452.22	$0.00
100.2721.519.00.00.0.00000	Student Transportation	$2,735,657.68	$2,689,915.72	$45,741.96
FUNC: REGULAR PROGRAM TRANSP - 2721		$2,735,657.68	$2,689,915.72	$45,741.96
100.2722.519.00.00.0.00000	Student Transportation	$1,723,384.30	$1,421,530.40	$301,853.90
FUNC: SPECIAL EDUCATION TRANSP - 2722		$1,723,384.30	$1,421,530.40	$301,853.90
100.2723.519.00.00.0.00000	Student Transportation	$161,776.00	$156,289.60	$5,486.40
FUNC: VOCATIONAL TRANSPORTATION - 2723		$161,776.00	$156,289.60	$5,486.40
100.2724.519.00.00.0.00000	Student Transportation	$109,265.80	$100,276.38	$8,989.42
FUNC: ATHLETIC TRANSPORTATION - 2724		$109,265.80	$100,276.38	$8,989.42
100.2725.519.00.00.0.00000	Student Transportation	$54,340.00	$55,900.00	($1,560.00)
FUNC: FIELD TRIP TRANSPORTATION - 2725		$54,340.00	$55,900.00	($1,560.00)

Budget - TRSD

Fiscal Year: 2024-2025

☐ Print accounts with zero balance ☐ Round to whole dollars ☐ Account on new page
☐ Exclude inactive accounts with zero balance

From Date: 7/1/2025 To Date: 6/30/2026 Definition: Default View

Account	Description	FY2026 Default	FY2025 Voted	Variance
100.2729.519.00.00.0.00000	Student Transportation	$17,100.00	$17,200.00	($100.00)
FUNC: MUSIC TRANSPORTATION - 2729		$17,100.00	$17,200.00	($100.00)
100.2831.111.00.00.0.00000	Administrative Salaries	$170,040.60	$160,200.00	$9,840.60
100.2831.115.00.00.0.00000	Office Salaries	$116,132.75	$109,841.00	$6,291.75
FUNC: Supervision of Staff Services - 2831		$286,173.35	$270,041.00	$16,132.35
100.2840.111.00.00.0.00000	Administrative Salaries	$128,404.00	$124,422.48	$3,981.52
100.2840.114.00.00.0.00000	Educational Assistants Salaries	$64,885.36	$62,156.25	$2,729.11
100.2840.430.00.00.0.00000	Repair and Maintenance	$70,150.00	$70,150.00	$0.00
100.2840.610.00.00.0.00000	Supplies	$15,000.00	$15,000.00	$0.00
100.2840.643.00.00.0.00000	Information Access Fees	$188,119.00	$188,119.00	$0.00
100.2840.650.00.00.0.00000	Software	$107,645.00	$107,645.00	$0.00
100.2840.738.00.00.0.00000	Replacement Computer/Netwrk	$25,000.00	$25,000.00	$0.00
FUNC: COMPUTER SERVICES - 2840		$599,203.36	$592,492.73	$6,710.63
100.2900.210.00.00.0.00000	Group Insurance	$12,400,897.00	$13,785,781.37	($1,384,884.37)
100.2900.220.00.00.0.00000	FICA	$3,217,147.16	$3,148,702.06	$68,445.10
100.2900.231.00.00.0.00000	Non-teacher Retirement	$1,219,947.86	$1,271,203.16	($51,255.30)
100.2900.232.00.00.0.00000	Teacher Retirement	$5,797,114.25	$6,123,070.83	($325,956.58)
100.2900.250.00.00.0.00000	Unemployment Compensation	$30,000.00	$30,000.00	$0.00

Budget - TRSD

Fiscal Year: 2024-2025

☐ Print accounts with zero balance ☐ Round to whole dollars ☐ Account on new page
☐ Exclude inactive accounts with zero balance

From Date: 7/1/2025 To Date: 6/30/2026 Definition: Default View

Account	Description	FY2026 Default	FY2025 Voted	Variance
100.2900.260.00.00.0.00000	Worker's Compensation	$256,820.00	$242,283.00	$14,537.00
100.2900.290.00.00.0.00000	Other Employee Benefits	$50,000.00	$50,000.00	$0.00
FUNC: SUPPORT SERVICES-OTHER - 2900		$22,971,926.27	$24,651,040.42	($1,679,114.15)
100.3120.119.00.00.0.00000	Food Service Salaries	$0.00	$90,558.83	($90,558.83)
FUNC: FOOD SERVICE OPERATIONS - 3120		$0.00	$90,558.83	($90,558.83)
100.4200.430.00.00.0.00000	Repair and Maintenance	$150,000.00	$150,000.00	$0.00
FUNC: SITE IMPROVEMENT - 4200		$150,000.00	$150,000.00	$0.00
100.4600.450.00.00.0.00000	Construction Services	$1,892,200.00	$1,892,200.00	$0.00
FUNC: BUILDING IMPROVEMENT - 4600		$1,892,200.00	$1,892,200.00	$0.00
100.5110.910.00.00.0.00000	Principal	$746,341.00	$746,341.00	$0.00
FUNC: PRINCIPAL ON DEBT - 5110		$746,341.00	$746,341.00	$0.00
100.5120.830.00.00.0.00000	Interest	$1,314,659.00	$1,314,659.00	$0.00
FUNC: INTEREST ON DEBT - 5120		$1,314,659.00	$1,314,659.00	$0.00
100.5221.930.00.00.0.00000	Fund Transfers	$1,400,000.00	$1,716,811.00	($316,811.00)
FUNC: FOOD SERVICE FUND - 5221		$1,400,000.00	$1,716,811.00	($316,811.00)

Budget - TRSD

Fiscal Year: 2024-2025

☐ Print accounts with zero balance ☐ Round to whole dollars ☐ Account on new page
☐ Exclude inactive accounts with zero balance

From Date: 7/1/2025 To Date: 6/30/2026 Definition: Default View

Account	Description	FY2026 Default	FY2025 Voted	Variance
100.5222.930.00.00.0.00000	Fund Transfers	$1,200,000.00	$1,300,000.00	($100,000.00)
FUNC: FEDERAL PROJECTS - 5222		$1,200,000.00	$1,300,000.00	($100,000.00)
100.5223.930.00.00.0.00000	Fund Transfers	$45,000.00	$77,500.00	($32,500.00)
FUNC: PERFORMING ARTS CTR PROGRAMS - 5223		$45,000.00	$77,500.00	($32,500.00)
100.5250.930.00.00.0.00000	Fund Transfers	$250,000.00	$250,000.00	$0.00
FUNC: CAPITAL RESERVE FUNDS - 5250		$250,000.00	$250,000.00	$0.00
Grand Total:		$90,048,656.30	$91,825,842.63	($1,777,186.33)

End of Report

Timberlane Regional School District

FY2026 Estimated Revenues

Account	Source	FY2026 Proposed *	FY2025 Voted *	Variance
Other Financing Sources				
5222	Transfer from Other Special Revenue Funds	$25,000	$ 25,000	$ -
	Other Financing Sources Subtotal	**$25,000**	**$ 25,000**	**$ -**
Federal Sources				
4100-4539	Federal Program Grants	$1,200,000	$ 1,090,000	$ 110,000
4560	Child Nutrition	$382,500	$ 250,000	$ 132,500
4580	Medicaid Distribution	$50,000	$ 50,000	$ -
	Federal Sources Subtotal	**$1,632,500**	**$ 1,390,000**	**$ 242,500**
State Sources				
3230	Special Education Aid	$535,120	$ 535,120	$ -
3240-3249	Vocational Aid	$20,000	$ 20,000	$ -
3260	Child Nutrition	$17,500	$ 17,500	$ -
3290-3299	Other State Sources - Phase Out Grant	$5,295	$ 3,162	$ 2,133
	State Sources Subtotal	**$577,915**	**$ 575,782**	**$ 2,133**
Local Sources				
1300-1349	Tuition	$600,000	$ 410,000	$ 190,000
1500-1599	Earnings on Investments	$100,000	$ 45,000	$ 55,000
1600-1699	Food Service Sales	$1,000,000	$ 600,000	$ 400,000
1135-1138	Other Local Sources (Impact Fees)	$156,000	$ 156,000	$ -
1900-1999	Fund Balance to Reduce Taxes	$15,000,000	$ 16,390,237	$ (1,390,237)
	Local Sources Subtotal	**$16,856,000**	**$ 17,601,237**	**$ (745,237)**
Adequacy Aid				
3111	Adequacy Aid	$16,696,284	$ 17,150,348	$ (454,064)
	Adequacy Aid Subtotal	**$16,696,284**	**$ 17,150,348**	**$ (454,064)**
	Subtotal	**$35,787,699**	**$ 36,742,367**	**$ (954,668)**
	District Assessment	**$52,780,377**	**$ 54,833,476**	**$ (2,053,099)**
	Total Estimated Revenues and Credits	**$88,568,076**	**$ 91,575,843**	**$ (3,007,767)**

**Excludes Capital Reserve Contribution*

Timberlane Regional School District
Annual Budget Increase / (Decrease)

Year	Voted/Proposed Budget	YOY % Change	
FY2026	88,818,076	-3.3%	1
FY2025	91,825,843	4.1%	
FY2024	88,246,915	16.0%	2
FY2023	76,067,329	0.9%	
FY2022	75,398,154	2.9%	
FY2021	73,304,644	0.3%	
FY2020	73,078,676	1.7%	
FY2019	71,890,367	0.2%	
FY2018	71,759,415	2.2%	
FY2017	70,197,490	2.7%	
FY2016	68,321,710	1.5%	
FY2015	67,335,682		

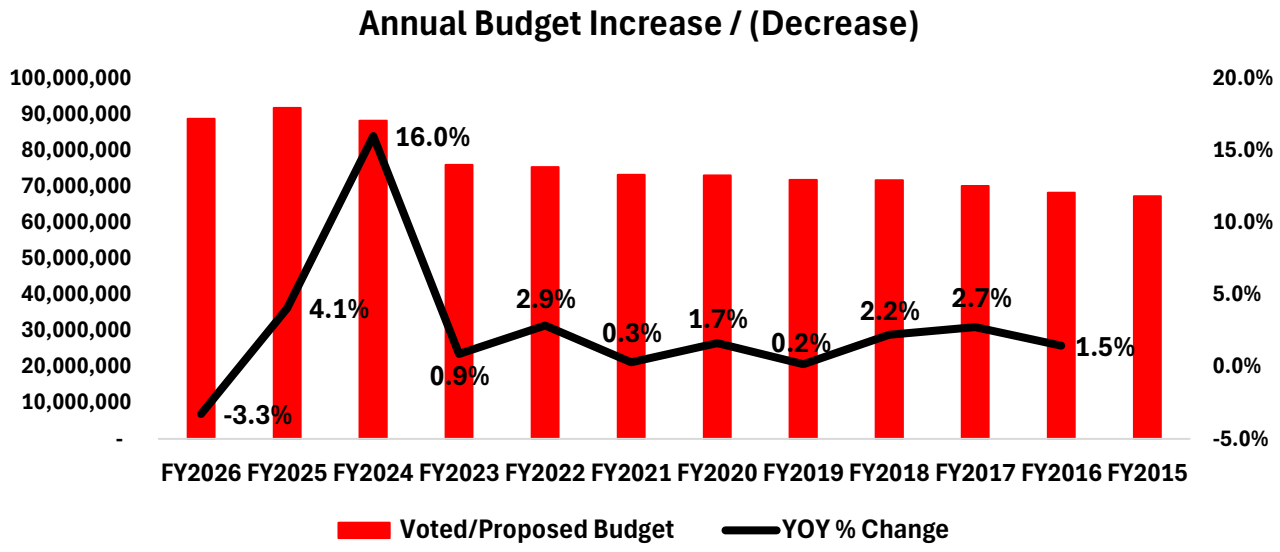

1 *FY2026 Budget reflects the proposed budget as of 1.16.25 and does not include any proposed warrant articles*

2 *Below is the list of items that contributed to the budget increase in FY2024 and FY2025*

Timberlane Regional School District
FY2023 - FY2025 Budget Increase

FY2023 Voted Budget	**76,067,329**
Insurance - 12.5% increase per GMR provided by HealthTrust	2,311,787
Lease Purchase Agreement	2,061,000
Capital Improvement	1,000,000
Special Education	984,500
High School Boilers	950,000
Transportation	761,005
Emergency Contingency Fund	500,000
Salary Icreases per Collective Bargaining Agreement	469,233
Paraeducators Collective Bargaining Agreement	459,669
Administrators Collective Bargaining Agreement	459,400
Teachers Collective Bargaining Agreement	404,485
Admin. Asst. & Maintenance Collective Bargaining Agreement	141,943
Employee Benefits	346,373
Utilities	451,696
Capital Reserve Fund	250,000
Maintenance & Repair	219,760
Food Service	178,128
Professional Services	157,038
Equipment	73,570
FY2024 Voted Budget	**88,246,915**
Teachers Collective Bargaining Agreement	2,427,107
Teachers Retirement Incentive	227,808
Technology Collective Bargaining Agreement	28,471
Salary Icreases per Collective Bargaining Agreement	325,155
Employee Benefits	673,239
Special Education	545,100
Capital Reserve	250,000
Equipment	176,000
Professional Services	155,147
Food Service	134,497
Info Access Fees	109,405
Maintenance & Repairs	70,000
Supplies	30,000
Utilities	(123,000)
Emergency Contingency Fund Refund	(500,000)
High School Boilers Refund from Capital Reserve Fund	(950,000)
FY2025 Voted Budget	**91,825,843**

Timberlane Regional School District
Expense Budget to Actual Report

Year	Actual*	Voted	Actual Expense as a % of Budget
FY2024	75,463,725	88,246,915	85.5%
FY2023	75,995,871	76,067,329	99.9%
FY2022	71,282,517	75,398,154	94.5%
FY2021	70,688,400	73,304,644	96.4%
FY2020	71,055,256	73,078,676	97.2%
FY2019	68,024,896	71,890,367	94.6%
FY2018	69,282,055	71,759,415	96.5%
FY2017	66,881,867	70,197,490	95.3%
FY2016	64,481,910	68,321,710	94.4%
FY2015	63,408,779	67,335,682	94.2%

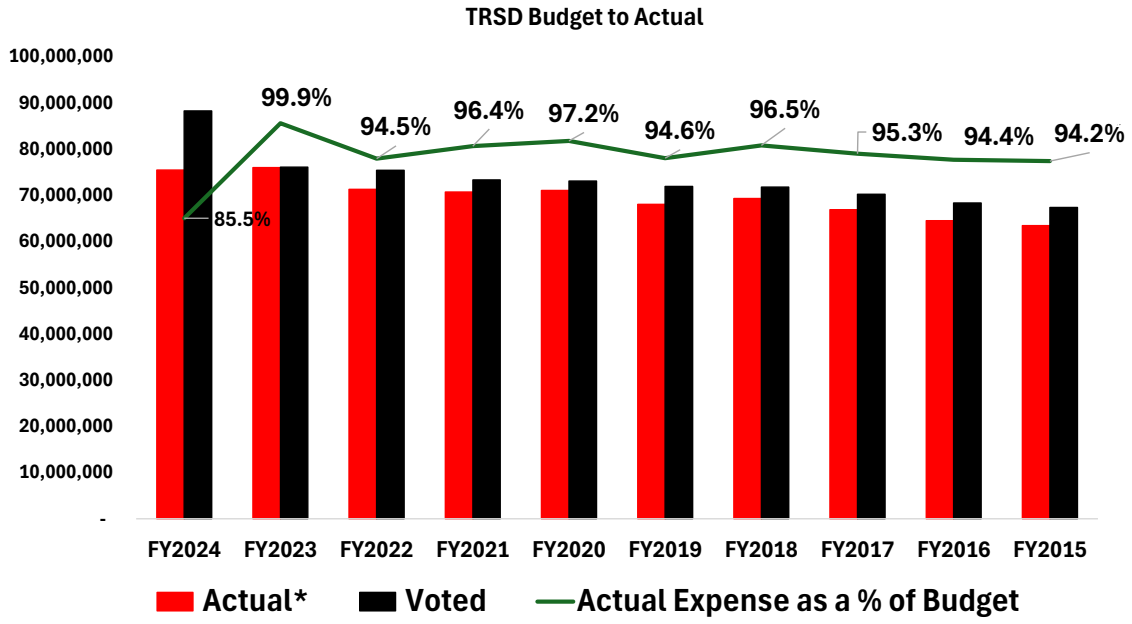

Includes actuals for food service, grants and PAC

Timberlane Regional School District
Contractual & Required Expenses
FY2026 Budget

FY2026 Proposed Budget	FY2026	As a %
Salaries	41,295,223.35	46%
Benefits	22,927,787.43	26%
Operating	24,595,065.46	28%
Total Proposed Budget	**88,818,076.24**	
Contractual or Required Expenses:		
Salaries	41,295,223.35	46%
Benefits	22,927,787.43	26%
Professional Services	3,351,295.04	4%
Student Transportation	4,801,523.78	5%
Tuition	3,111,323.00	4%
Bond Prin. & Interest	2,067,000.00	2%
Fund Transfer	2,895,000.00	3%
Total	80,449,152.60	
Non Contractual or Required Expenses	**8,368,923.64**	**9%**

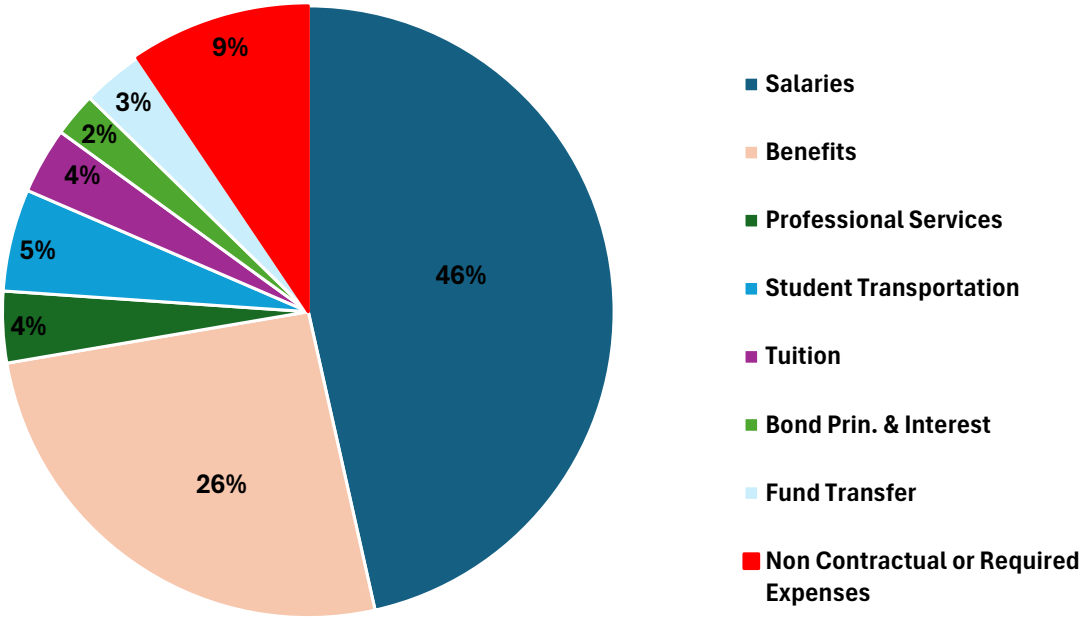

Timberlane Regional School District
Tax rates Trend Report

Atkinson

In the last five years the tax rate **decreased** by (30%). It went from $18.34 in 2020 to $12.92 in 2024.
In the last five years the town valuation **increased** by 57%. It went from $1,018,252,133 in 2020 to $1,599,012,323 in 2024.

	2017	2018	2019	2020	2021	2022	2023	2024	2020 vs 2024	As a %
Total Tax Rate	$18.30	$17.93	$17.67	$18.34	$12.36	$12.27	$14.50	$12.92	($5.42)	-30%
Local Education Tax Rate	$12.62	$11.79	$11.44	$12.16	$8.11	$8.35	$9.77	$8.46	($3.70)	-30%
State Education Tax Rate	$2.24	$2.18	$2.14	$2.10	$1.42	$1.01	$1.42	$1.37	($0.73)	-35%
Valuation with Utilities	$954,294,754	$978,086,054	$997,588,465	$1,018,252,133	$1,546,012,743	$1,568,243,436	$1,586,779,409	$1,599,012,323	$580,760,190	57%
Valuation without Utilities	$945,653,954	$969,194,154	$998,354,365	$1,005,666,533	$1,529,165,143	$1,549,296,836	$1,567,391,809	$1,577,941,923	$572,275,390	57%
Enrollment (ADM)	845	780	766	757	758	740	718	720	(37)	-5%

Danville

In the last five years the tax rate **decreased** by (16%). It went from $26.30 in 2020 to $22.11 in 2024.
In the last five years the town valuation **increased** by 43%. It went from $417,218,397 in 2020 to $595,631,308 in 2024.

	2017	2018	2019	2020	2021	2022	2023	2024	2020 vs 2024	As a %
Total Tax Rate	$28.25	$27.94	$28.06	$26.30	$20.20	$19.61	$25.21	$22.11	($4.19)	-16%
Local Education Tax Rate	$20.43	$19.84	$19.76	$18.08	$13.68	$13.88	$18.45	$15.28	($2.80)	-15%
State Education Tax Rate	$2.18	$2.21	$2.23	$2.16	$1.54	$1.10	$1.53	$1.51	($0.65)	-30%
Valuation with Utilities	$396,511,581	$400,462,022	$406,753,292	$417,218,397	$575,606,456	$582,127,848	$588,594,634	$595,631,308	$178,412,911	43%
Valuation without Utilities	$382,709,181	$385,261,422	$391,627,492	$402,155,597	$555,645,256	$561,463,048	$568,341,034	$575,377,708	$173,222,111	43%
Enrollment (ADM)	671	627	627	575	580	554	585	575	(0)	0%

Plaistow

In the last five years the tax rate **decreased** by (4%). It went from $21.65 in 2020 to $20.72 in 2024.
In the last five years the town valuation **increased** by 16%. It went from $1,200,736,760 in 2020 to $1,393,070,556 in 2024.

	2017	2018	2019	2020	2021	2022	2023	2024	2020 vs 2024	As a %
Total Tax Rate	$23.96	$24.59	$21.31	$21.65	$18.96	$19.01	$22.34	$20.72	($0.93)	-4%
Local Education Tax Rate	$14.86	$14.93	$12.53	$13.33	$11.84	$11.91	$14.69	$12.44	($0.89)	-7%
State Education Tax Rate	$2.17	$2.26	$1.98	$2.05	$1.67	$1.21	$1.50	$1.55	($0.50)	-24%
Valuation with Utilities	$997,770,708	$1,003,587,182	$1,181,910,822	$1,200,736,760	$1,349,940,969	$1,367,573,146	$1,371,005,410	$1,393,070,556	$192,333,796	16%
Valuation without Utilities	$969,202,008	$975,008,482	$1,150,756,902	$1,160,716,020	$1,312,314,969	$1,327,511,802	$1,334,941,720	$1,354,542,556	$193,826,536	17%
Enrollment (ADM)	1,089	1,044	1,024	1,006	1,003	964	985	984	(22)	-2%

Sandown

In the last five years the tax rate **decreased** by (36%). It went from $27.66 in 2020 to $17.72 in 2024.
In the last five years the town valuation **increased** by 72%. It went from $673,389,470 in 2020 to $1,155,059,000 in 2024.

	2017	2018	2019	2020	2021	2022	2023	2024	2020 vs 2024	As a %
Total Tax Rate	$30.78	$26.54	$26.96	$27.66	$28.98	$28.37	$20.90	$17.72	($9.94)	-36%
Local Education Tax Rate	$22.14	$19.16	$19.07	$20.56	$20.91	$20.39	$15.68	$12.88	($7.68)	-37%
State Education Tax Rate	$2.55	$2.12	$2.15	$2.06	$2.07	$1.52	$1.26	$1.23	($0.83)	-40%
Valuation with Utilities	$526,270,990	$656,919,500	$663,607,080	$673,389,470	$680,609,880	$694,011,339	$1,139,191,070	$1,155,059,000	$481,669,530	72%
Valuation without Utilities	$519,625,990	$649,884,100	$655,486,680	$664,626,270	$672,111,180	$685,915,939	$1,129,936,470	$1,142,888,600	$478,262,330	72%
Enrollment (ADM)	986	990	998	1,010	992	926	941	925	(85)	-8%