Inter-Lakes School District
Center Harbor, Meredith, Sandwich
New Hampshire

Seventieth
Annual Report

For the fiscal year ending
June 30, 2025

March 4, 2026

Great Schools - Strong Communities - Personal Success

INTER-LAKES SCHOOL BOARD ~ PHILOSOPHY OF EDUCATION

Public schools are shaped by and, in turn, shape the society that administers them. As such, the schools should be sensitive to the needs of the community while being ever mindful, that ultimately, they must produce individuals with the ability to evaluate and change that society for the common good. The schools must provide the opportunity for each student to become aware of his or her own innate abilities while, at the same time, imparting knowledge, stimulating curiosity, encouraging creativity and teaching the principles of reasoning and logical thought.

Adopted: May 10, 1982

INTER-LAKES SCHOOL DISTRICT ~ VISION STATEMENT

The Inter-Lakes School District, in partnership with its communities, will provide outstanding educational opportunities and resources for all students to achieve academic excellence in order to reach their highest potential and to succeed as responsible, contributing citizens in a global society.

INTER-LAKES SCHOOL DISTRICT ~ MISSION STATEMENT

Is to inspire and sustain learning and achievement by providing:

- quality teaching practices
- student-centered learning
- a safe environment
- community connections
- access to resources

AN INVOCATION FOR THE ANNUAL SCHOOL DISTRICT MEETING

We give thanks that we live in such a lovely place, among such good neighbors. We come now, as stewards of this heritage to do the business of our community. We hope that we have the courage of our convictions, but are gentle with one another, respectful of views we do not share, mindful of the faint but humbling possibility that we may be wrong. We hope for wisdom, brevity and restraint when we have nothing to say, but are overcome with the urge to speak. We are thankful for this opportunity to actively participate in democracy and our community.

~Adapted from the words of Leroy "Lee" Rouner~

Reverend Leroy "Lee" Rouner (1930-2006) was a long-time resident of Sandwich and professor of theology at Boston University. He studied at Harvard College as an undergraduate, received a graduate degree at Union Theological Seminary in New York, and went on to earn on a doctorate degree in philosophy at Columbia University. Born and raised in New Hampshire, Dr. Rouner traveled, taught, and lived abroad around the world. Upon returning to the United Sates, Dr. Rouner taught philosophy and religion at Boston University for more than 30 years. In 2003, Dr. Rouner retired from Boston University, and moved to Sandwich, New Hampshire with his wife to spend his days writing, hiking, swimming.

Table of Contents

Inter-Lakes School District Officers 1

School District Meeting Rules of Order 2

Annual School District Meeting Minutes (March 5, 2025) 4

District Voting Results (March 11, 2025) 10

School District Warrant Election of Officers 2026 11

School District Warrant 2026 12

Proposed Budget 2026-2027 16

School District Revenue Information 27

Tax Assessment Worksheet Fall 2025 28

Special Education Expenditures/Revenues 29

Expendable Trust Funds Annual Report 30

Independent Auditor's Report 31

SAU #2 Central Office Budget 2026-2027 32

Distribution of District Shares 2025-2026 and 2026-2027 34

Salary Schedule 2025-2026 35

SAU Administrative Personnel/Inter-Lakes Personnel 36

Inter-Lakes High School Class of 2025 43

Inter-Lakes High School Class of 2025 Awards & Scholarships 44

Boiler Replacement and HVAC Project Approved March 2025 45

2024-2025 School Year Highlights 46

Growth and Proficiency Goals 2025–2026 School Year 57

Policy AB – New Hampshire Parental Bill of Rights 78

Inter-Lakes School District Officers
2025-2026

Mr. James Mykland	Moderator
Ms. Kerri Parker	Clerk
Ms. Brenda L. Vittner	Treasurer

School Board Members	Term Expires
Mr. Charles Hanson, Chair (Center Harbor)	2028
Mr. Duncan Porter-Zuckerman, Vice-Chair (Sandwich)	2028
Mrs. Nancy Starmer, Secretary (Sandwich)	2026
Ms. Siobhán Connelly, Member at Large (Sandwich)	2026
Mr. Abe Garon (Meredith)	2026
Mr. James Locke (Center Harbor)	2027
Mr. Edward Twaddell III (Meredith)	2027
Mr. Caleb Theriault, Student Member	

Administrators/Leadership	
Mrs. Mary A. Moriarty, Superintendent of Schools	SAU #2
Mrs. Ashley Dolloff, Business Administrator	SAU #2
Mrs. Lisa Holiday, Director of Student Services	SAU #2
Dr. Amanda Downing, Principal	Inter-Lakes Middle/High School
Mr. Shawn Quinn, Dean of Students & Operations	Inter-Lakes School District
Mr. Richard Biche, Principal	Inter-Lakes Elementary School
Mrs. Hillary Martin, Assistant Principal	Inter-Lakes Elementary School
Mr. Jeremy Hillger, Principal	Sandwich Central School
Mrs. Tracey Burhoe, Student Services Coordinator	Inter-Lakes Middle/High School
Mr. Nicholas Connell, Guidance Director	Inter-Lakes School District
Ms. Sarah Dumais, Athletic Director	Inter-Lakes Middle/High School
Mrs. Emily Hebron, Student Services Coordinator	Inter-Lakes Elementary School
Ms. Linda Otten, Dean of Learning	Inter-Lakes Middle/High School
Dr. Erica Pappalardo, Curriculum Coordinator	Inter-Lakes School District
Mr. Mark Parsons, Technology Director	Inter-Lakes School District
Mr. Brian Swanker, Facilities Director	Inter-Lakes School District

---

Office: School Administrative Unit #2
Humiston Building
103 Main Street, Suite 2
Meredith, New Hampshire 03253
Telephone: 603-279-7947

School District Meeting Rules of Order
New Hampshire Revised Statutes Annotated
Chapter 40

1. Call meeting to order

2. Invocation

3. Pledge of Allegiance and Star-Spangled Banner
4. General Information
    a. No smoking in building

    b. Locate exits

    c. Restroom locations

    d. Use of cellular phones will be restricted to areas outside of the meeting room

    e. Meeting is not conducted under Roberts' Rules

5 Rules of Meeting (R.S.A. 40:4)

    a. Anyone wishing to make a motion, second a motion or wishing to speak on an Article must first be recognized by the Moderator. (R.S.A. 40:7)

    b. All speakers must address the Moderator; there will be no cross-floor debates.

    c. When recognized, please utilize a microphone and state your name and town before making or seconding a motion or speaking on an article.

    d. A motion to "call the previous question" can cut off debate and, if seconded, must be voted on immediately. The motion is not debatable and so a two-thirds favorable vote is required.

    e. Voting will be done by a show of voting cards.

    f. Seven voters may challenge the declared vote on any Article, before the next Article is brought up, then a secret ballot must be held. (R.S.A. 40:4b)

    g. If a secret ballot is desired on any Article, a written request signed by five voters (in attendance at the meeting) is required and presented to the Moderator.(R.S.A. 40:4a)

    h. Any Article may be legally amended; each amendment will be discussed independently and acted upon before the Article is called. Any substantive amendment must be given in writing to the Moderator.

    i. A motion to reconsider an Article may be made at any time prior to final adjournment and the Article would be taken up again immediately unless protected by a vote to restrict reconsideration. (R.S.A. 40:10)

    j. Five voters (in attendance at the meeting) may request a recount of a secret ballot before the next Article is taken up. (The vote margin must be less than 10% of total votes cast.) (R.S.A. 40:4a)

    k. Only registered voters may vote.

School District Meeting Rules of Order
New Hampshire Revised Statutes Annotated
Chapter 40

5. Rules of Meeting cont.
    l. Only registered voters, school officials, and the district's attorney may speak to, questions, unless the meeting votes to allow anyone else to speak.
    m. The Moderator can be overruled by a simple majority vote. Any challenger will be recognized and no second is required. The challenger has the right to state his or her reasons for the challenge.
    n. RSAs (Revised Statutes Annotated), which are state laws, cannot be overruled by the meeting.

INTER-LAKES SCHOOL DISTRICT ANNUAL MEETING
CENTER HARBOR, MEREDITH, SANDWICH
MARCH 5, 2025

The Annual Meeting of the Inter-Lakes School District was held on Wednesday, March 5, 2025, at Inter-Lakes Middle/High School Community Auditorium.

Inter-Lakes School District Moderator James Mykland called the meeting to order at 6:05 p.m. School District Moderator Mykland offered an invocation adapted from the words of Leroy "Lee" Rouner.

Moderator Mykland respectfully invited any veterans in attendance to stand and be recognized, expressing gratitude for their sacrifice and courage. He acknowledged their invaluable contributions, emphasizing that their dedication helps uphold the freedoms that allow us to gather tonight and participate in the democratic process.

Senior, Hazel Dassori-Kaye, Juniors, Thea Wright, and Hannah Nesbitt sang the National Anthem.

Caleb Theriault, the student body representative of the Inter-Lakes School Board led the Pledge of Allegiance.

The School Board members and the Attorney formally introduced themselves to the audience, stating their names and the towns they represent, fostering transparency and community engagement.

The Moderator announced that Roberts' Rules of Order would not govern this meeting. Instead, the procedural guidelines outlined on pages 3 and 4 of the Annual Report would be followed. To facilitate a more efficient process, Moderator Mykland introduced public voting cards, allowing attendees to easily reference the designated rules. Additionally, Moderator Mykland introduced the microphone runners—7th grader Sam Najem, 9th graders Joseph and David Najem, and 10th grader Hayden Hebron—informing the audience that they would assist by bringing microphones to participants, ensuring that all attendees had the opportunity to voice their questions.

Article 1

The Moderator read Article 1.

It was moved by Mr. Mark Billings, Vice- Chair and seconded by Mr. Edward Twaddell III, Meredith representative, to see if the District will vote to raise and appropriate the sum of $1,500,000 for the purpose of two boiler replacements, one at Inter-Lakes Elementary School and one at Inter-Lakes Middle High School, and HVAC improvements at Inter-Lakes Middle High School; $1,500,000 of such sum to be raised through the issuance of bonds or notes under and in compliance with the Municipal Finance Act, RSA 33:1 et seq., as amended; to authorize the School Board to apply for, accept and expend federal, state or other aid, if any, which may be available for said project and to comply with all laws applicable to said project; to authorize the School Board to issue, negotiate, sell and deliver said bonds and notes and to determine the rate of interest thereon and the maturity and other terms thereof; and to authorize the School Board to take any other action or to pass any other vote relative thereto. Furthermore, to see if the District will vote to raise and appropriate the sum of $367,500 (three hundred sixty-seven thousand, five hundred dollars) for the first year's principal and interest payment for the said bond.

The Inter-Lakes School Board recommends this appropriation. Requires a three-fifths (3/5

ballot vote.)

Moderator Mykland opened the floor for discussion, inviting attendees to share their thoughts, questions, and perspectives.

Richard R. Gerken of Meredith recalled that, a few years ago, changes were made to the heating system to transition to different fuel sources. He inquired about how those previous modifications would be impacted by the current proposal.

Superintendent Moriarty clarified that while wood pellets were added to the heating system, they are primarily used during the shoulder seasons. In colder weather, oil-fired boilers are used. She explained that the district will be converting to propane, but the wood pellets will continue to be utilized for the pellet burners during the shoulder seasons, including the beginning of the school year, late fall, and early spring.

Mr. Bruce Jones of Meredith posed two questions to the School Board. His first question inquired about the potential consequences if the bond does not pass. For his second question, he requested clarification on the Expendable Trust, asking the School Board to provide an explanation for those unfamiliar with it and to address why it has not been utilized for some of these expenses.

Chair Hanson responded to Mr. Jones's question, addressing the concern regarding the boilers. He explained that the boilers are nearly 35 years old and have undergone multiple inspections. While no issues have arisen thus far, the goal is to proactively address potential problems before they become emergencies, as emergency repairs often come at a significantly higher cost. Completing this project now ensures that the situation remains under control and manageable. Chair Hanson continued addressing the second question regarding the Expendable Trust, acknowledging that while funds are available, they serve as the district’s "rainy day" reserves. He emphasized the preference for addressing these expenses proactively rather than relying on those funds. He further explained that in situations such as potential funding cuts or other unforeseen financial challenges, the district would consider utilizing the Expendable Trust, rather than incorporating it into the regular course of business.

Mr. Jonathan James of Meredith inquired about the overall interest that the district will end up paying. He also pointed out that the town utilizes Expendable Trusts to avoid paying interest when making purchases.

Superintendent Moriarty responded to Mr. James, stating that the highest total interest paid over the life of the bond would be $22,500. She explained that once the bond is approved, the district would then approach the bond market, noting that they have already received estimates both from the bond market and a local bank.

Mr. Jonathan James followed up with another question, expressing concerns about the current President's administration, which is focusing on drilling oil. He believes this could result in lower prices compared to propane gas and inquired why propane was chosen as the energy source. Additionally, he referenced the original installation of the pellet boilers, recalling that he had been informed they would primarily operate during the winter months, with the old boilers serving as a backup during the spring and fall. He questioned the apparent change in this arrangement, as it now seems the old boilers are being utilized differently.

Superintendent Moriarty responded, explaining that the decision to move to propane was made in consideration of changing times and the infrastructure that had been built to support it. She noted that propane is a cleaner fuel. She also clarified that the pellet boilers are

primarily used during shoulder seasons, while the current oil boilers and the proposed propane boilers serve as the main heating source during the winter months. She expressed uncertainty regarding the information previously received about the pellet boilers, which may have led to some confusion.

Mrs. Karen Sticht of Meredith referenced page 13, noting that the Facilities Expendable Trust currently has a balance of $620,526. She inquired about the purpose of these funds and what they are being saved for.

Superintendent Moriarty responded to Mrs. Sticht's question, clarifying that the reference to page 13 pertains to the auxiliary materials, not the annual report. She explained that the pie chart on page 13 illustrates the Expendable Trust balance. She noted that the last major withdrawal from the fund was to support the replacement of the turf field, which required a significant amount of funds. She further explained that the Expendable Trust is primarily used for emergencies or unforeseen expenses, and that the School Board may consider using it for future planned replacements, such as the turf field.

Mrs. Sticht followed up with another question, asking whether the turf field had not recently been replaced and if COVID relief funds had been used for that purpose.

Superintendent Moriarty responded, clarifying that the funds used for the turf field primarily came from the Expendable Trust fund, not COVID relief money. She added that the turf field is currently in its third year of use and has a life expectancy of 10 years.

Mrs. Sticht recommended, personally, that the School Board consider withdrawing at least the $200,000 in interest from the Expendable Trust, as the balance now stands at $1.7 million instead of $1.5 million. She suggested that by removing $200,000, the balance could be returned to $1.5 million.

Moderator Mykland asked if there were any further questions or comments regarding the bond. Seeing none, he proceeded to open the bond vote, which would be conducted by secret ballot. He informed the community about the location of the ballot boxes in the auditorium and stated that the ballot boxes would open at 6:22 p.m. and remain open for one hour, in accordance with state law, closing at 7:22 p.m. Moderator Mykland explained that once the majority of people had voted, the meeting would continue with other business while waiting for the ballot boxes to close.

Article 1 carried in the **affirmative** by secret ballot with 69 votes in favor and 16 opposed.

Article 2

The Moderator read Article 2.

It was moved by Chair Mr. Hanson, Center Harbor, and seconded by Mrs. Nancy Starmer, Sandwich to see what action the District will vote relative to the reports of Agents, Committees, or Officers chosen.

Article 2 carried in the **affirmative** by a show of voter cards.

Article 3

The Moderator read Article 3.

It was moved by Mr. Duncan Porter-Zuckerman, Secretary, Sandwich representative, seconded by Mr. James Locke, Center Harbor representative, to set the salaries of District officers for the coming year as follows:

Moderator	$100.00
School District Clerk	$20.00 per hour
School Board Chairperson	$1,800.00
School Board Members (6) each	$1,500.00
District Treasurer	$1,500.00

Article 3 carried in the **affirmative** by a show of voter cards.

Article 4
The Moderator read Article 4.

Moderator Mykland stated there was a request for a secret ballot for Article 4.

It was moved by Ms. Siobhán Connelly, member at large, seconded by Mr. Edward Twaddell III, Meredith representative, to see if the District will vote to raise and appropriate the amount of $34,912,337 for the support of schools, for the payment of salaries for the school district officials and agents, and for the payment of statutory obligations of the District.

(This article excludes special warrant articles and other appropriations voted separately.)

The Inter-Lakes School Board recommends this appropriation. (Majority vote required.)

Moderator Mykland opened the floor to any questions or comments from the attendees.

Karen Sticht of Meredith began by complimenting the graphics on page two of the supplement, which illustrated the historical New Hampshire state assessment trends. She noted that the chart seemed to show a significant upward trend; however, she suggested that if the graphic had been scaled to 100% rather than 60%, 40%, or 50%, it might present a more accurate picture of the district's performance, which she believes could be improved. She emphasized that, with a $35 million budget, the district should be achieving better results. Mrs. Sticht also raised concerns about the increasing number of special education administrators. She noted that in smaller districts, there is typically one special education administrator at the SAU level, but that last year an administrator was added for the elementary school, and another is being added for the high school. She suggested that this might be an overload of administrators, especially as the special education budget continues to grow. She advocated for a renewed focus on academic fundamentals, including arts, music, and sports. She shared a personal anecdote about her experience teaching German to the varsity basketball team, noting the positive impact of students dressing up for game days and how it influenced their behavior. She expressed the belief that the district might be missing the mark academically and suggested improvements such as implementing a stricter dress code for both students and staff. Mrs. Sticht also suggested stricter policies regarding hats, phones, and behavior in school, urging a more disciplined approach. She called for increased competition for grades at the high school level, as well as a greater emphasis on finding grants and negotiating for more cost-effective solutions like transportation. In conclusion, Mrs. Sticht stated that she would not be voting for the proposed budget, as she believes it is inflated with unnecessary expenditures.

Richard Demark of Meredith expressed deep concern that actions by the legislature, Executive Council, Governor, and Federal Administration are undermining the state's ability to provide quality education. He commended the School Board for its proposed budget and emphasized the

importance of community support. Mr. Demark also urged voters to be mindful of these trends and elect leaders who genuinely prioritize public education.

Alyssa Yolda of Meredith, a parent of two children in the school district, voiced concerns about budget reductions, specifically the elimination of the elementary school World Language Teacher position. She noted that years ago, the Spanish program was replaced with a world cultures curriculum and fears that further cuts will diminish cultural education. Mrs. Yolda emphasized the importance of providing students with opportunities to learn about different cultures, especially in today's climate, where national rhetoric can be anti-immigrant and anti-diversity. She urged the district to have a clear plan to ensure cultural education remains a vital part of students' learning experiences.

Michael Browher of Meredith expressed concerns about declining school enrollment. He noted that while his 1976 graduating class had around 70 students, enrollment peaked at 116 in 2007 but dropped to about 65 last year. Citing local birth and death statistics, he questioned whether new families moving in are stabilizing enrollment or if numbers will continue to decline. Browher emphasized the need for a plan to address the impact of shrinking student numbers, particularly regarding the costs of maintaining school buildings with fewer students.

Superintendent Moriarty addressed Mr. Browher's concerns by explaining that the School Board has been assessing natural attrition points, particularly retirements, to manage staffing amid declining enrollment. Of the five positions reviewed, four were retained, including a preschool teacher. The decision to eliminate the world language position was made to address both declining enrollment and rising costs. Moriarty noted fluctuations in class sizes, with some nearing 80 students and others closer to 60, and emphasized efforts to strategically reallocate staff. The district is also exploring ways for teachers to cover multiple subjects, particularly at the Middle High School level, to optimize resources.

Mr. Locke, Center Harbor representative and parent of two young children, expressed confidence in the district's plan for world cultures, stating that the issue was carefully considered. Regarding enrollment, he noted that school enrollment across New Hampshire has declined by 10%, emphasizing that this is a statewide challenge, not just a local one. He acknowledged the district's efforts to balance natural attrition with fiscal responsibility and affirmed that these factors were carefully evaluated when developing the school budget.

Superintendent Moriarty shared that the School Board is engaging in Strategic Planning and encouraged community members to participate. Invitations for community events in each town were distributed, and she emphasized the importance of these conversations in shaping the future of the schools. The goal is to make decisions based on the Strategic Plan, which is a key driving force behind the project.

Carissa Elphick of Meredith, a parent and registered voter, inquired whether any aspects of the budget are at risk due to the federal funding freeze on certain programs.

Superintendent Moriarty addressed Mrs. Elphick's question by noting that the School Board has created a contingency plan in case federal funding, especially Title I, is reduced or eliminated. Title I funding is crucial for supporting four paraeducator positions and an interventionist teacher at ILES, while IDEA funds assist with special education staffing. The contingency plan outlines how the district would reallocate resources, including utilizing the Expendable Trust for special education, to ensure continued support.

Ben Yolda of Meredith, a senior supervisor for Child Protection Services (DCYF), spoke in support of having a dedicated special education administrator. He explained that, from his experience working with student coordinators, removing a child from the district could cost nearly $100,000 annually. Mr. Yolda emphasized that having a dedicated professional to coordinate care within the school system helps prevent expensive out-of-district placements, potentially saving the district significant amounts of money.

Moderator Mykland asked if there were any additional questions or comments. Seeing none, he instructed the public to use vote number two on their voter cards to cast their votes, either yes or no. He clarified that a majority vote would determine the outcome and that the voting would not remain open for an hour. Once all votes were cast, the box would be opened, and the votes would be counted.

Moderator Mykland and Mrs. Parker, the School District Clerk, opened the ballot boxes and began the process of counting the votes.

Article 4 carried in the **affirmative** by 72 in favor and 13 opposed.

Article 5

The Moderator read Article 5.

Abby Hambrook from Sandwich moved, seconded by Amanda Twaddle from Sandwich, to transact any other business that may legally come before the meeting.

Moderator Mykland opened it up to the public and asked if there is any other business to transact.

Article 5 carried in the **affirmative** by a show of voter cards.

Mr. Miner of Sandwich moved, seconded by Mr. Guy Donnelly, Meredith, to restrict reconsideration of article 4.

Motion made by Mr. Miner carried in the **affirmative** by a show of voter cards.

It was moved by Chair Hanson, Meredith representative, and seconded by Nancy Starmer, Sandwich Representative, to adjourn the meeting at 7:23 p.m.

Motion to adjourn meeting carried in the **affirmative** by a show of voter cards.

Respectfully submitted, Sarah Briggs, Recording Secretary.

I hereby attest that this is a true copy. Kerri A Parker School District Clerk

INTER-LAKES SCHOOL DISTRICT VOTING RESULTS
Center Harbor, Meredith, Sandwich March 11, 2025

Moderator (One-Year Term)

	Center Harbor	Meredith	Sandwich	Total
James Mykland	92	413	467	972

School Board Member Resident of Center Harbor (Three-Year Term)

	Center Harbor	Meredith	Sandwich	Total
Charles G Hanson	104	332	362	798

School Board Member Resident of Meredith (Three-Year Term)

	Center Harbor	Meredith	Sandwich	Total
Mark Billings	85	414	344	843

School Board Member Resident of Sandwich (Three-Year Term)

	Center Harbor	Meredith	Sandwich	Total
Duncan Porter-Zuckerman	84	306	431	821

Respectfully submitted,

Kerri A Parker

School District Clerk

Inter-Lakes Cooperative School District Warrant for Election of Officers
2026
The State of New Hampshire

To the inhabitants of the Inter-Lakes Cooperative School District comprised of the Towns of Center Harbor, Meredith and Sandwich, qualified to vote upon District Affairs:

YOU ARE HEREBY NOTIFIED TO MEET AT THE FOLLOWING LOCATIONS:

CENTER HARBOR	Center Harbor Municipal Building, 8:00 a.m. – 7:00 p.m.
MEREDITH	Community Center, Meredith, 7:00 a.m. – 7:00 p.m.
SANDWICH	Sandwich Town Hall, Center Sandwich, 10:00 a.m. – 7:00 p.m.

ON TUESDAY, MARCH 10, 2026, TO CAST YOUR BALLOTS FOR CANDIDATES FOR THE FOLLOWING OFFICES:

Article 1. To elect a Moderator for the ensuing year.

Article 2. To elect three (3) members to the School Board of the District for three-year terms:

- One Member from At Large
- One Member from Meredith
- One Member from Sandwich

The foregoing procedure calling for the election of your District Officers at the Annual Town Meeting is authorized by Statute RSA 671.22 Supp. and was adopted by the District at its 26th Annual School District Meeting, March, 1981.

GIVEN UNDER OUR HANDS AT SAID MEREDITH THIS 17th DAY OF FEBRUARY, 2026.

Charles G. Hanson, Chair

Duncan Porter-Zuckerman, Vice-Chairman

Nancy Starmer, Board Secretary

Siobhán Connelly

Abraham Garon

James Locke

Edward Twaddell III

Inter-Lakes Cooperative School District
Warrant for 2026
The State of New Hampshire

To the inhabitants of the Inter-Lakes Cooperative School District comprised of the Towns of Center Harbor, Meredith and Sandwich, qualified to vote upon District Affairs:

YOU ARE HEREBY NOTIFIED TO MEET AT THE INTER-LAKES COMMUNITY AUDITORIUM, INTER-LAKES MIDDLE/HIGH SCHOOL, MEREDITH, NEW HAMPSHIRE, ON WEDNESDAY, MARCH 4, 2026, AT SIX O'CLOCK IN THE EVENING (6:00 P.M.) TO ACT UPON THE FOLLOWING SUBJECTS:

Article 1. To see what action the District will vote relative to the reports of Agents, Committees, or Officers chosen.

Article 2. To see if the District will set the salaries of District officers for the coming year as follows:

Moderator	$100.00
District Clerk	$20.00/hour
School Board Chairperson	$1,800.00
School Board Members (6) each	$1,500.00
District Treasurer	$1,500.00

The Inter-Lakes School Board recommends this appropriation by a vote of 6 – 0.

Article 3. To see if the District will vote to approve the cost items included in the collective bargaining agreement reached between the Inter-Lakes Cooperative School District and the Inter-Lakes Education Association which calls for the following increase in salaries and benefits at the current staffing level:

	Estimated Increase
Year 2026-2027	$ 458,794

and further to raise and appropriate $458,794 for the 2026-2027 fiscal year, such sum representing the additional costs attributable to the increase in salaries and benefits required by the new agreement over those that would be paid at current staffing levels.

The Inter-Lakes School Board recommends this appropriation by a vote of 6 – 0.

Article 4. To see if the District, if WARRANT ARTICLE 3 is defeated, will authorize the governing body to call one special meeting, at its option, to address WARRANT ARTICLE 3 cost items only?

Article 5. To see if the District will vote to raise and appropriate the amount of $37,295,119 for the support of schools, for the payment of salaries for the school district officials and agents, and for the payment of statutory obligations of the District. This article excludes special warrant articles and other appropriations voted separately.

The Inter-Lakes School Board recommends this appropriation by a vote of 6 – 0.

Article 6. To see if the District will vote to raise and appropriate the amount of $359,000 for field lighting on the Charles G. Burrows Memorial Athletic Field (aka "Turf Field) with $181,920 to come from donated funds already received for the project and the rest to come from taxation.

The Inter-Lakes School Board voted 3 yes and 3 no on recommending this article.

Article 7. Shall the Inter-Lakes School District vote to adopt the provisions of NH RSA Chapter 194-D and become an open enrollment school district under the terms of the RSA, and to admit one (1) student from outside the Inter-Lakes School District, and to establish that zero (0) percent of the resident student population are eligible to seek open enrollment outside of the District?

Article 8. By petition, to see if the District would raise and appropriate $727,250 to provide food service, including breakfast and lunch, at no cost to all students, and to direct the School Board to include funding for such in subsequent budgets.

The Inter-Lakes School Board does not recommend this appropriation by a vote of 2 – 4.

Article 9. By petition, New Hampshire communities value strong public schools and responsible use of public funds for education. Therefore, the voters of Meredith, New Hampshire, are asked:

Shall we call on our legislators to protect taxpayers by requiring the Education Freedom Account program to provide fiscal and educational performance reports comparable to those required of public schools, and by limiting eligibility to families with demonstrated financial need?

This question is raised because state legislators recently removed all income limits from the Education Freedom Account program (vouchers), expanding it beyond its original purpose. These changes added tens of millions of dollars in costs while the

program provides limited public information on how funds are spent or if educational standards are being met.

The voucher program is projected to cost $110 million over the next two years, with no new revenue sources identified. This directs public funds to private education without reducing the expenses public schools are constitutionally required to cover, increasing pressure on local property taxes.

Be it further resolved that the Meredith/Inter-Lakes School District shall send the results of this vote to the Governor and all members of the General Court representing Meredith within thirty (30) days of this vote.

Article 10: To transact any other business that may legally come before the meeting.

GIVEN UNDER OUR HANDS AT SAID MEREDITH THIS 17th DAY OF FEBRUARY, 2026.

Charles G. Hanson, Chair

Duncan Porter-Zuckerman, Vice-Chairman

Nancy Starmer, Board Secretary

Siobhan Connelly

Abraham Garon

James Locke

Edward Twaddell III

Inter-Lakes School District
Master Budget 2026/2027

No.	Function/Description		VOTED 2024/2025	ACTUAL 2024/2025	VOTED 2025/2026	PROPOSED 2026/2027	$ Increase/ (Decrease) 25/26 to 26/27	% Increase/ (Decrease) 25/26 to 26/27
1	**1100 Regular Education**							
2		112 Teachers' Salaries	6,193,617	6,349,575	6,207,722	6,195,516	(12,206)	-0.20%
3		114 Paraeducators' Salaries	173,309	162,550	189,065	142,427	(46,638)	-24.67%
4		121 Substitutes' Salaries	191,930	208,062	200,000	200,000	-	0.00%
5		122 Tutors' Salaries	33,100	58,161	33,100	57,115	24,015	72.55%
6		123 Activities Salaries	74,012	52,803	102,732	84,767	(17,965)	-17.49%
7		211 Health Insurance	1,475,658	1,565,313	1,920,046	2,082,305	162,259	8.45%
8		212 Dental Insurance	72,803	95,701	103,262	108,791	5,529	5.35%
9		213 Life Insurance	7,011	6,965	6,903	6,867	(36)	-0.52%
10		214 Long Term Disability Insurance	-	-	-	-	-	0.00%
11		215 Health Reimbursement Account	4,931	7,950	3,000	5,880	2,880	96.00%
12		216 ILSSA Flex Med	1,000	-	-	-	-	0.00%
13		220 FICA	512,428	497,530	517,530	516,331	(1,199)	-0.23%
14		231 Employee Retirement	23,533	30,894	25,100	19,154	(5,946)	-23.69%
15		232 Teacher Retirement	1,225,245	1,222,945	1,202,816	1,207,545	4,729	0.39%
16		250 Unemployment Compensation	-	-	-	-	-	0.00%
17		260 Workers Compensation	-	-	-	-	-	0.00%
18		330 Contracted Services	114,958	77,582	116,134	127,600	11,466	9.87%
19		430 Repairs & Maintenance Services	5,350	1,737	6,000	7,400	1,400	23.33%
20		561 Tuition Other LEAs In State	-	-	-	-	-	0.00%
21		585 Mileage Reimbursements	1,134	1,523	1,134	1,470	336	29.63%
22		610 Supplies	136,922	117,918	146,509	130,957	(15,552)	-10.62%
23		611 AV Supplies	730	1,926	1,725	1,775	50	2.90%
24		640 Books & Printed Material	37,407	29,228	30,455	28,325	(2,130)	-6.99%
25		644 Electronic Information Access	-	-	-	-	-	0.00%
26		650 Software	-	-	-	-	-	0.00%
27		731 Added Equipment	10,699	4,458	6,200	6,330	130	2.10%
28		734 New Computers	-	-	-	-	-	0.00%
29		735 Replacement Equipment	23,717	11,238	19,111	20,049	938	4.91%
30		750 Capital Software	-	-	-	-	-	0.00%
31		810 Dues & Fees	485	50	485	485	-	0.00%
32								
33		**Total 1100 Regular Education**	**10,319,979**	**10,504,110**	**10,839,029**	**10,951,089**	**112,060**	**1.03%**
34								
35	**1190 Other Regular Programs**							
36		561 Tuition Other LEAs In State	-	-	-	1	1	0.00%
37								
38		**Total 1190 Other Regular Programs**	**-**	**-**	**-**	**1**	**1**	**0.00%**
39								

No.	Function/Description		VOTED 2024/2025	ACTUAL 2024/2025	VOTED 2025/2026	PROPOSED 2026/2027	$ Increase/ (Decrease) 25/26 to 26/27	% Increase/ (Decrease) 25/26 to 26/27
40	**1210 Special Education**							
41		111Administrative Salaries	105,000	128,930	164,800	171,392	6,592	4.00%
42		112 Teachers' Salaries	1,188,933	1,244,442	1,337,211	1,374,179	36,968	2.76%
43		114 Paraeducators' Salaries	1,612,622	1,592,801	1,814,295	1,910,664	96,369	5.31%
44		115 Clerical/Office Support	19,274	22,630	20,045	20,842	797	3.98%
45		122 Tutors' Salaries	22,800	33,737	30,000	30,000	-	0.00%
46		123 Temp/Part Time Salary	-	-	-	-	-	0.00%
47		124 Salary Pool	-	-	-	-	-	0.00%
48		211 Health Insurance	978,385	935,527	1,258,041	1,384,715	126,674	10.07%
49		212 Dental Insurance	47,426	50,314	62,121	61,671	(450)	-0.72%
50		213 Life Insurance	3,349	2,376	2,673	2,817	144	5.39%
51		214 Disability Insurance	446	-	-	-	-	0.00%
52		215 Health Reimbursement Account	2,500	-	1,500	1,500	-	0.00%
53		216 ILSSA Flex Med	11,500	-	-	-	-	0.00%
54		220 FICA	232,664	231,869	268,981	280,741	11,760	4.37%
55		231 Employee Retirement	218,187	222,030	243,919	256,711	12,792	5.24%
56		232 Teacher Retirement	254,324	256,120	257,146	264,255	7,109	2.76%
57		250 Unemployment Compensation	-	-	-	-	-	0.00%
58		260 Workers' Compensation	-	-	-	-	-	0.00%
59		321 Consulting Services	5,000	-	5,000	5,000	-	0.00%
60		330 Contracted Services	1,373,640	646,981	1,480,595	1,188,795	(291,800)	-19.71%
61		430 Repairs & Maintenance Services	-	189	-	-	-	0.00%
62		500 Medicaid Services	10,000	9,800	10,000	10,000	-	0.00%
63		561 Tuition - Public	60,000	41,324	20,000	93,500	73,500	367.50%
64		564/569 Tuition - Non-Public	103,001	132,175	106,001	795,535	689,534	650.50%
65		581 Conference and Travel	-	1,525	6,000	6,000	-	0.00%
66		585 Mileage Reimbursements	100	55	100	-	(100)	-100.00%
67		610 Supplies	6,400	3,849	6,900	7,000	100	1.45%
68		611 AV Supplies	-	-	-	-	-	0.00%
69		640 Books & Printed Material	1,000	-	2,200	2,200	-	0.00%
70		644 Electronic Information Access	-	-	-	-	-	0.00%
71		650 Software	-	-	-	-	-	0.00%
72		731 Added Equipment	5,000	2,883	5,000	5,000	-	0.00%
73		734 New Computers	-	-	-	-	-	0.00%
74		735 Replacement Equipment	-	-	-	-	-	0.00%
75		738 Replacement Computers	-	-	-	-	-	0.00%
76		810 Dues & Fees	-	713	-	-	-	0.00%
77								
78		**Total 1210 Special Education**	**6,261,551**	**5,560,268**	**7,102,528**	**7,872,517**	**769,989**	**10.84%**
79								
80	**1215 Special Education Extended School Year**							
81		112 Teachers' Salaries	43,200	35,981	48,600	48,600	-	0.00%
82		114 Paraeducators' Salaries	24,930	22,652	24,930	24,930	-	0.00%
83		220 FICA	5,212	4,485	5,625	5,625	-	0.00%
84		231 Employee Retirement	3,373	3,128	3,179	3,179	-	0.00%
85		232 Teacher Retirement	8,484	5,442	9,346	9,346	-	0.00%
86		250 Unemployment Compensation	-	-	-	-	-	0.00%
87		260 Workers' Compensation	-	-	-	-	-	0.00%
88		330 Contracted Services	3,100	12,691	16,016	15,376	(640)	-4.00%
89		610 Supplies	600	-	750	750	-	0.00%
90								
91		**Total 1215 Extended School Year**	**88,899**	**84,380**	**108,446**	**107,806**	**(640)**	**-0.59%**
92								
93	**1260 Bilingual**							
94		112 Teacher's Salary	56,969	54,250	67,148	55,985	(11,163)	-16.62%
95		123 Activities Salaries	-	-	-	-	-	0.00%
96		211 Health Insurance	7,749	6,461	9,247	8,772	(475)	-5.14%
97		212 Dental Insurance	425	354	446	388	(58)	-13.00%
98		213 Life Insurance	90	90	90	90	-	0.00%
99		215 Health Reimbursement Account	-	-	-	-	-	0.00%
100		220 FICA	4,359	4,063	5,137	4,283	(854)	-16.62%
101		232 Teacher Retirement	11,189	10,655	12,913	10,766	(2,147)	-16.63%
102		250 Unemployment Compensation	-	-	-	-	-	0.00%
103		260 Workers' Compensation	-	-	-	-	-	0.00%
104		330 Contracted Services	-	-	5,000	5,000	-	0.00%
105		585 Mileage Reimbursements	-	-	-	-	-	0.00%
106		610 Supplies	100	-	100	100	-	0.00%
107		640 Books & Printed Material	400	-	400	400	-	0.00%
108		644 Electronic Information Access	-	-	-	-	-	0.00%
109		650 Software	-	-	-	-	-	0.00%
110								
111		**Total 1260 Bilingual**	**81,281**	**75,874**	**100,481**	**85,784**	**(14,697)**	**-14.63%**
112								

No.	Function/Description		VOTED 2024/2025	ACTUAL 2024/2025	VOTED 2025/2026	PROPOSED 2026/2027	$ Increase/ (Decrease) 25/26 to 26/27	% Increase/ (Decrease) 25/26 to 26/27
113	**1290 Special Ed. Assigned Coach**							
114		112 Coaches Salaries	-	-	-	-	-	0.00%
115		114 Paraeducators' Salaries	6,888	1,417	6,888	6,888	-	0.00%
116		220 FICA	527	108	527	527	-	0.00%
117		231 Employee Retirement	932	192	878	878	-	0.00%
118		232 Teacher Retirement	-	-	-	-	-	0.00%
119		250 Unemployment Compensation	-	-	-	-	-	0.00%
120		260 Workers' Compensation	-	-	-	-	-	0.00%
121								
122		**Total 1290 Special Ed. Assigned Coach**	**8,347**	**1,717**	**8,293**	**8,293**	**-**	**0.00%**
123								
124	**1300 Vocational Education**							
125		561 Tuition	115,000	216,599	185,000	225,000	40,000	21.62%
126								
127		**Total 1300 Vocational Education**	**115,000**	**216,599**	**185,000**	**225,000**	**40,000**	**21.62%**
128								
129	**1410 Co-Curricular Activities**							
130		123 Activities Salaries	136,691	130,977	140,655	152,774	12,119	8.62%
131		220 FICA	10,457	10,331	10,761	11,687	926	8.61%
132		231 Employee Retirement	-	1,069	-	-	-	0.00%
133		232 Teacher Retirement	26,846	21,288	27,048	29,379	2,331	8.62%
134		250 Unemployment Compensation	-	-	-	-	-	0.00%
135		260 Workers' Compensation	-	-	-	-	-	0.00%
136		330 Contracted Services	23,783	16,939	16,932	16,382	(550)	-3.25%
137		430 Repairs & Maintenance Services	700	-	700	700	-	0.00%
138		550 Printing	-	-	-	-	-	0.00%
139		585 Mileage Reimbursements	2,400	890	2,400	1,900	(500)	-20.83%
140		610 Supplies	7,500	3,311	7,840	10,490	2,650	33.80%
141		640 Books & Printed Material	600	-	600	600	-	0.00%
142		650 Software	-	-	-	-	-	0.00%
143		731 Added Equipment	834	-	5,334	4,334	(1,000)	-18.75%
144		735 Replacement Equipment	300	-	-	-	-	0.00%
145		810 Dues & Fees	15,749	6,528	16,349	15,200	(1,149)	-7.03%
146								
147		**Total 1410 Co-Curricular Activities**	**225,860**	**191,334**	**228,619**	**243,446**	**14,827**	**6.49%**
148								
149	**1420 Athletics**							
150		111 Athletic Director Salary	101,224	102,576	105,273	111,674	6,401	6.08%
151		112 Athletic Director Salary	-	1,288	-	-	-	0.00%
152		121 Substitutes' Salaries	-	1,363				0.00%
153		122 Officials	-	3,680	-	-	-	0.00%
154		123 Coaching Salaries	182,418	176,297	180,103	187,420	7,317	4.06%
155		124 Salary Pool	-	-	-	-	-	0.00%
156		211 Health Insurance	22,965	22,965	26,671	29,557	2,886	10.82%
157		212 Dental Insurance	1,107	1,107	1,162	1,213	51	4.39%
158		213 Life Insurance	1,090	1,090	1,090	2,090	1,000	91.74%
159		214 Disability Insurance	410	469	430	484	54	12.56%
160		215 Health Reimbursement Account	-	-	-	-	-	0.00%
161		220 FICA	21,775	21,560	21,908	23,034	1,126	5.14%
162		231 Employee Retirement	13,831	15,845	13,550	14,493	943	6.96%
163		232 Teacher Retirement	35,826	12,189	34,634	36,041	1,407	4.06%
164		250 Unemployment Compensation	-	-	-	-	-	0.00%
165		260 Workers' Compensation	-	-	-	-	-	0.00%
166		330 Contracted Services	137,340	134,591	152,380	162,240	9,860	6.47%
167		581 Conference and Travel	2,250	1,722	2,250	3,000	750	33.33%
168		585 Mileage Reimbursements	1,900	1,772	1,900	1,900	-	0.00%
169		610 Supplies	25,200	13,845	21,500	25,000	3,500	16.28%
170		640 Books & Printed Material	-	-	-	-	-	0.00%
171		731 Added Equipment	-	-	-	-	-	0.00%
172		735 Replacement Equipment	36,500	34,217	36,360	29,360	(7,000)	-19.25%
173		810 Dues & Fees	18,422	11,217	20,555	24,855	4,300	20.92%
174								
175		**Total 1420 Athletics**	**602,258**	**557,792**	**619,766**	**652,361**	**32,595**	**5.26%**
176								

No.	Function/Description		VOTED 2024/2025	ACTUAL 2024/2025	VOTED 2025/2026	PROPOSED 2026/2027	$ Increase/ (Decrease) 25/26 to 26/27	% Increase/ (Decrease) 25/26 to 26/27
177	**1430 Summer School**							
178		112 Teachers' Salaries	40,080	29,381	32,700	34,460	1,760	5.38%
179		114 Paraeducators' Salaries	6,165	1,669	5,625	6,325	700	12.44%
180		220 FICA	3,538	2,375	2,932	3,120	188	6.41%
181		231 Employee Retirement	834	226	717	807	90	12.55%
182		232 Teacher Retirement	7,872	4,722	6,288	6,627	339	5.39%
183		250 Unemployment Compensation	-	-	-	-	-	0.00%
184		260 Workers' Compensation	-	-	-	-	-	0.00%
185		610 Supplies	1,000	371	1,000	1,825	825	82.50%
186								
187		**Total 1430 Summer School**	**59,489**	**38,743**	**49,262**	**53,164**	**3,902**	**7.92%**
188								
189	**2110 Attendance**							
190		Attendance	1	-	1	1	-	0.00%
191								
192		**Total 2110 Attendance**	**1**	**-**	**1**	**1**	**-**	**0.00%**
193								
194	**2120 Guidance Services**							
195		111 Director's Salary	101,507	95,000	98,800	102,752	3,952	4.00%
196		112 Counselors' Salaries	492,327	489,064	505,105	510,688	5,583	1.11%
197		123 Temp/Part Time Salary	7,680	24,536	7,680	7,680	-	0.00%
198		124 Salary Pool	-	-	-	-	-	0.00%
199		211 Health Insurance	135,601	142,760	169,951	183,135	13,184	7.76%
200		212 Dental Insurance	8,515	7,045	7,490	7,819	329	4.39%
201		213 Life Insurance	1,630	525	1,630	2,630	1,000	61.35%
202		214 Long Term Disability Insurance	431	403	420	473	53	12.62%
203		215 Health Reimbursement Account	-	-	-	1,500	1,500	0.00%
204		220 FICA	46,977	44,790	47,533	48,404	871	1.83%
205		231 Employee Retirement	-	-	-	-	-	0.00%
206		232 Teacher Retirement	111,989	107,369	109,309	111,335	2,026	1.85%
207		250 Unemployment Compensation	-	-	-	-	-	0.00%
208		260 Workers' Compensation	-	-	-	-	-	0.00%
209		330 Contracted Services	194,741	165,176	229,820	232,606	2,786	1.21%
210		581 Conferences/Travel	3,000	4,320	4,320	4,320	-	0.00%
211		585 Mileage Reimbursements	500	150	500	500	-	0.00%
212		610 Supplies	7,800	3,044	7,100	8,300	1,200	16.90%
213		611 AV Supplies	-	-	-	-	-	0.00%
214		640 Books & Printed Material	1,650	158	1,650	1,450	(200)	-12.12%
215		644 Electronic Information Access	-	-	-	-	-	0.00%
216		731 Added Equipment	-	-	-	-	-	0.00%
217		735 Replacement Equipment	500	-	500	500	-	0.00%
218		810 Dues & Fees	400	179	400	400	-	0.00%
219								
220		**Total 2120 Guidance Services**	**1,115,248**	**1,084,520**	**1,192,208**	**1,224,492**	**32,284**	**2.71%**
221								
222	**2129 Guidance Registrar**							
223		115 Registrar's Salary	50,516	51,146	52,544	54,643	2,099	3.99%
224		124 Salary Pool	-	-	-	-	-	0.00%
225		211 Health Insurance	12,550	12,550	14,576	16,153	1,577	10.82%
226		212 Dental Insurance	515	515	541	564	23	4.25%
227		213 Life Insurance	18	18	18	18	-	0.00%
228		220 FICA	3,864	3,847	4,020	4,180	160	3.98%
229		231 Employee Retirement	6,834	6,903	6,700	6,967	267	3.99%
230		250 Unemployment Compensation	-	-	-	-	-	0.00%
231		260 Workers' Compensation	-	-	-	-	-	0.00%
232		581 Conferences/Travel	800	-	800	800	-	0.00%
233								
234		**Total 2129 Guidance Secretarial**	**75,097**	**74,980**	**79,199**	**83,325**	**4,126**	**5.21%**
235								

No.	Function/Description		VOTED 2024/2025	ACTUAL 2024/2025	VOTED 2025/2026	PROPOSED 2026/2027	$ Increase/ (Decrease) 25/26 to 26/27	% Increase/ (Decrease) 25/26 to 26/27
236	**2130 Health Services**							
237		112 Nurses' Salaries	170,396	155,035	162,584	259,193	96,609	59.42%
238		114 Paraeducators' Salaries	68,177	70,786	71,983	-	(71,983)	-100.00%
239		211 Health Insurance	34,606	54,199	72,710	79,018	6,308	8.68%
240		212 Dental Insurance	2,581	3,844	4,014	5,005	991	24.69%
241		213 Life Insurance	216	201	216	270	54	25.00%
242		216 ILSSA Flex Med	-	-	-	-	-	0.00%
243		220 FICA	18,405	16,820	18,097	19,980	1,883	10.41%
244		231 Employee Retirement	9,225	9,570	9,178	-	(9,178)	-100.00%
245		232 Teacher Retirement	33,466	30,449	31,264	49,842	18,578	59.42%
246		250 Unemployment Compensation	-	-	-	-	-	0.00%
247		260 Workers' Compensation	-	-	-	-	-	0.00%
248		330 Contracted Services	1,150	-	1,150	1,150	-	0.00%
249		430 Repairs & Maintenance Services	150	-	150	150	-	0.00%
250		585 Mileage Reimbursements	358	-	358	375	17	4.75%
251		610 Supplies	8,340	7,318	8,340	9,100	760	9.11%
252		640 Books & Printed Material	100	98	100	100	-	0.00%
253		731 Added Equipment	-	-	-	-	-	0.00%
254		735 Replacement Equipment	1,500	350	1,500	1,500	-	0.00%
255		810 Dues & Fees	300	150	300	300	-	0.00%
256								
257		**Total 2130 Health Services**	**348,970**	**348,819**	**381,944**	**425,983**	**44,039**	**11.53%**
258								
259	**2140 Psychological Services**							
260		112 Teachers' Salaries	86,087	86,087	89,100	89,100	-	0.00%
261		123 Temp/Part Time Salary	-	-	-	-	-	0.00%
262		211 Health Insurance	14,459	14,459	18,446	22,261	3,815	20.68%
263		212 Dental Insurance	1,152	1,152	1,209	1,262	53	4.38%
264		213 Life Insurance	180	180	180	180	-	0.00%
265		215 Self Insurance	1,500	1,986	1,500	1,500	-	0.00%
266		220 FICA	6,586	6,461	6,816	6,816	-	0.00%
267		232 Teacher Retirement	16,907	17,355	17,134	17,134	-	0.00%
268		250 Unemployment Compensation	-	-	-	-	-	0.00%
269		260 Workers' Compensation	-	-	-	-	-	0.00%
270		330 Contracted Services	-	5,720	-	-	-	0.00%
271		585 Mileage Reimbursements	600	619	600	600	-	0.00%
272		610 Supplies	3,500	3,358	3,500	3,500	-	0.00%
273		650 Software	-	-	-	-	-	0.00%
274								
275		**Total 2140 Psychological Services**	**130,971**	**137,376**	**138,485**	**142,353**	**3,868**	**2.79%**
276								
277	**2150 Speech Services**							
278		112 Teachers' Salaries	325,705	241,444	336,367	336,367	-	0.00%
279		114 Paraeducators' Salaries	42,190	42,117	44,317	46,398	2,081	4.70%
280		211 Health Insurance	106,839	78,212	129,508	162,899	33,391	25.78%
281		212 Dental Insurance	6,838	5,066	7,180	7,496	316	4.40%
282		213 Life Insurance	396	288	378	378	-	0.00%
283		215 Health Reimbursement Account	1,800	1,794	1,200	600	(600)	-50.00%
284		220 FICA	28,144	20,560	29,122	29,281	159	0.55%
285		231 Employee Retirement	5,708	5,699	5,650	5,916	266	4.71%
286		232 Teacher Retirement	63,968	47,420	64,683	64,683	-	0.00%
287		250 Unemployment Compensation	-	-	-	-	-	0.00%
288		260 Workers' Compensation	-	-	-	-	-	0.00%
289		330 Contracted Services	10,000	191,072	10,000	10,000	-	0.00%
290		430 Repairs & Maintenance Services	-	-	-	-	-	0.00%
291		585 Mileage Reimbursements	500	493	500	500	-	0.00%
292		610 Supplies	2,180	130	3,000	3,000	-	0.00%
293		611 AV Supplies	-	-	-	-	-	0.00%
294		640 Books & Printed Material	100	-	100	100	-	0.00%
295		644 Electronic Information Access	-	-	-	-	-	0.00%
296		650 Software	-	-	-	-	-	0.00%
297		731 Added Equipment	500	-	500	500	-	0.00%
298		734 New Computer Equipment	-	-	-	-	-	0.00%
299		735 Replacement Equipment	500	-	500	500	-	0.00%
300		738 Replacement Computers	-	-	-	-	-	0.00%
301								
302		**Total 2150 Speech Services**	**595,368**	**634,294**	**633,005**	**668,618**	**35,613**	**5.63%**
303								

No.	Function/Description	VOTED 2024/2025	ACTUAL 2024/2025	VOTED 2025/2026	PROPOSED 2026/2027	$ Increase/ (Decrease) 25/26 to 26/27	% Increase/ (Decrease) 25/26 to 26/27
304	**2160 Occupational & Physical Therapy Services**						
305	112 OTR Salary	117,166	94,210	100,435	100,435	-	0.00%
306	114 COTA Salary	-	-	-	-	-	0.00%
307	124 Salary Pool	-	-	-	-	-	0.00%
308	211 Health Insurance	25,010	10,421	14,956	18,050	3,094	20.69%
309	212 Dental Insurance	2,038	708	836	873	37	4.43%
310	213 Life Insurance	180	165	135	135	-	0.00%
311	215 Health Reimbursement Account	600	-	900	900	-	0.00%
312	220 FICA	8,963	7,201	7,683	7,683	-	0.00%
313	231 Employee Retirement	-	-	-	-	-	0.00%
314	232 Teacher Retirement	23,011	18,503	19,314	19,314	-	0.00%
315	250 Unemployment Compensation	-	-	-	-	-	0.00%
316	260 Workers' Compensation	-	-	-	-	-	0.00%
317	310 Consulting Services	-	-	-	-	-	0.00%
318	330 Contracted Services	55,205	72,489	90,000	90,000	-	0.00%
319	581 Conference and Travel	-	-	-	-	-	0.00%
320	582 Non-Bargaining Prof. Development	-	-	-	-	-	0.00%
321	585 Mileage Reimbursements	-	-	-	-	-	0.00%
322	610 Supplies	2,548	93	4,098	4,098	-	0.00%
323	611 AV Supplies	-	-	-	-	-	0.00%
324	640 Books & Printed Material	-	-	-	-	-	0.00%
325	731 Added Equipment	-	-	-	-	-	0.00%
326	735 Replacement Equipment	350	-	-	-	-	0.00%
327	738 Replacement Computers	-	-	-	-	-	0.00%
328							
329	**Total 2160 OT & PT Services**	**235,071**	**203,789**	**238,357**	**241,488**	**3,131**	**1.31%**
330							
331	**2210 Technology Services**						
332	111 Technology Director	110,679	113,679	115,106	119,710	4,604	4.00%
333	112 Technology Technicians' Salaries	170,982	180,284	197,600	205,504	7,904	4.00%
334	115 Clerical/Office Support	19,091	20,057	19,853	22,476	2,623	13.21%
335	123 Temp/Part Time Salary	-		-	-	-	0.00%
336	124 Salary Pool	-	-	-	-	-	0.00%
337	130 Overtime	-	-	-	-	-	0.00%
338	211 Health Insurance	79,482	75,101	92,309	113,604	21,295	23.07%
339	212 Dental Insurance	3,299	3,084	3,464	4,498	1,034	29.85%
340	213 Life Insurance	1,150	1,144	1,150	2,150	1,000	86.96%
341	214 Long Term Disability Insurance	448	500	470	529	59	12.55%
342	220 FICA	23,084	23,742	25,517	26,751	1,234	4.84%
343	231 Employee Retirement	40,827	42,613	42,529	44,585	2,056	4.83%
344	232 Teacher Retirement	-	-	-	-	-	0.00%
345	250 Unemployment Compensation	-	-	-	-	-	0.00%
346	260 Workers' Compensation	-	-	-	-	-	0.00%
347	290 Course Reimbursement	-	-	-	-	-	0.00%
348	330 Contracted Services	35,000	29,918	48,900	47,300	(1,600)	-3.27%
349	331 Contracted Services - Copiers	50,000	36,247	45,000	45,000	-	0.00%
350	430 Repairs & Maintenance Services	8,000	1,098	8,000	8,000	-	0.00%
351	442 Equipment Rental	41,500	38,668	41,200	42,000	800	1.94%
352	532 Data Communications	41,300	40,304	48,700	49,500	800	1.64%
353	581 Conferences/Travel/Prof. Development	5,000	2,792	5,000	5,500	500	10.00%
354	585 Mileage Reimbursements	1,500	2,434	1,500	2,000	500	33.33%
355	610 Supplies	12,500	7,608	12,000	12,000	-	0.00%
356	644 Electronic Information Access	200,678	219,058	191,758	191,758	-	0.00%
357	650 Non-Capital Software	-	-	-	-	-	0.00%
358	731 Added Equipment	-	8,312	-	-	-	0.00%
359	734 Technology Leases	236,200	192,435	219,200	197,250	(21,950)	-10.01%
360	735 Replacement Equipment	48,400	93,281	77,600	93,300	15,700	20.23%
361	738 Replacement Computers	-	-	-	-	-	0.00%
362	750 Capital Software	-	-	-	-	-	0.00%
363	810 Dues & Fees	565	350	565	625	60	10.62%
364							
365	**Total 2210 Technology Services**	**1,129,685**	**1,132,709**	**1,197,421**	**1,234,040**	**36,619**	**3.06%**
366							

No.	Function/Description	VOTED 2024/2025	ACTUAL 2024/2025	VOTED 2025/2026	PROPOSED 2026/2027	$ Increase/ (Decrease) 25/26 to 26/27	% Increase/ (Decrease) 25/26 to 26/27
367	**2212 Instructional & Curriculum Development**						
368	111 Coordinator's Salary	115,267	118,267	119,877	124,673	4,796	4.00%
369	112 Staff Salaries	28,000	45,673	28,000	28,000	-	0.00%
370	114 Paraeducators' Salaries	27,000	29,334	27,000	27,000	-	0.00%
371	115 Secretary's Salary	19,091	20,300	19,853	22,475	2,622	13.21%
372	124 Salary Pool	-	-	-	-	-	0.00%
373	211 Health Insurance	11,333	11,338	12,607	13,971	1,364	10.82%
374	212 Dental Insurance	172	172	180	188	8	4.44%
375	213 Life Insurance	1,096	1,108	1,096	2,096	1,000	91.24%
376	214 Long Term Disability Insurance	457	500	490	551	61	12.45%
377	220 FICA	15,033	16,905	15,491	16,275	784	5.06%
378	231 Employee Retirement	6,237	6,856	5,974	6,309	335	5.61%
379	232 Teacher Retirement	28,334	30,919	28,629	29,743	1,114	3.89%
380	250 Unemployment Compensation	-	-	-	-	-	0.00%
381	260 Workers' Compensation	-	-	-	-	-	0.00%
382	290 Course Reimbursement	48,750	34,297	48,750	48,750	-	0.00%
383	291 ILSSA Course Reimbursement	15,000	12,030	15,000	15,000	-	0.00%
384	322 Professional Services for Program Improvements	-	-	-	-	-	0.00%
385	330 Contracted Services	20,000	49,280	20,000	66,000	46,000	230.00%
386	331 In-Service	5,000	63,820	5,000	61,120	56,120	1122.40%
387	581 Conferences/Travel	2,250	3,942	2,250	3,000	750	33.33%
388	583 Professional Development ILEA	51,250	21,814	51,250	51,250	-	0.00%
389	584 Professional Development ILSSA	19,500	3,061	19,500	19,500	-	0.00%
390	585 Mileage Reimbursements	2,000	2,213	2,000	2,000	-	0.00%
391	586 Mileage Reimbursements ILSSA	-	244	-	-	-	0.00%
392	587 Mileage Reimbursements ILEA	-	4,033	-	-	-	0.00%
393	610 Supplies	20,000	11,246	20,000	21,000	1,000	5.00%
394	611 AV Supplies	-	-	-	-	-	0.00%
395	640 Books & Printed Material	10,000	3,550	10,000	55,400	45,400	454.00%
396	644 Electronic Information Access	-	-	-	-	-	0.00%
397	650 Software	-	-	-	-	-	0.00%
398	731 Added Equipment	-	-	-	-	-	0.00%
399	735 Replacement Equipment	-	-	-	-	-	0.00%
400	810 Dues & Fees	125	50	125	125	-	0.00%
401							
402	**Total 2212 Instructional & Curriculum Development**	**445,895**	**490,953**	**453,072**	**614,426**	**161,354**	**35.61%**
403							
404	**2222 School Library Services**						
405	112 Library Salaries	170,027	170,027	175,227	177,117	1,890	1.08%
406	114 Paraeducators' Salaries	83,952	77,254	79,862	56,372	(23,490)	-29.41%
407	211 Health Insurance	70,999	55,778	68,962	106,364	37,402	54.24%
408	212 Dental Insurance	3,277	2,762	3,941	4,972	1,031	26.16%
409	213 Life Insurance	234	213	234	216	(18)	-7.69%
410	215 Health Reimbursement Account	-	-	-	-	-	0.00%
411	216 ILSSA Flex Med	-	-	-	-	-	0.00%
412	220 FICA	19,613	18,681	20,363	21,040	677	3.32%
413	231 Employee Retirement	9,688	10,356	10,183	7,188	(2,995)	-29.41%
414	232 Teachers Retirement	33,394	33,393	33,695	34,060	365	1.08%
415	250 Unemployment Compensation	-	-	-	-	-	0.00%
416	260 Workers' Compensation	-	-	-	-	-	0.00%
417	330 Contracted Services	-	-	-	-	-	0.00%
418	430 Contracted Repairs	500	-	500	500	-	0.00%
419	585 Mileage Reimbursements	-	-	-	-	-	0.00%
420	610 Supplies	3,350	3,090	3,750	3,750	-	0.00%
421	611 AV Supplies	1,950	352	1,950	1,950	-	0.00%
422	640 Books & Printed Material	17,100	13,862	17,923	18,143	220	1.23%
423	644 Electronic Information Access	-	-	-	-	-	0.00%
424	731 Added Equipment	-	-	1,500	-	(1,500)	-100.00%
425	734 New Computer Equipment	-	-	-	-	-	0.00%
426	735 Replacement Equipment	1,000	-	1,000	1,000	-	0.00%
427	810 Dues & Fees	765	215	770	775	5	0.65%
428							
429	**Total 2222 School Library Services**	**415,849**	**385,983**	**419,860**	**433,447**	**13,587**	**3.24%**
430							

No.	Function/Description		VOTED 2024/2025	ACTUAL 2024/2025	VOTED 2025/2026	PROPOSED 2026/2027	$ Increase/ (Decrease) 25/26 to 26/27	% Increase/ (Decrease) 25/26 to 26/27
431	**2310 School Board Services**							
432		118 Treasurer's Salaries	1,500	1,500	1,500	1,500	-	0.00%
433		119 School Board Salaries	10,800	10,800	10,800	10,800	-	0.00%
434		122/123 Clerk/District Officers Salary	300	139	300	300	-	0.00%
435		220 FICA	964	952	964	964	-	0.00%
436		231 Employee Retirement	-	-	-	-	-	0.00%
437		260 Workers Compensation	-	-	-	-	-	0.00%
438		313 Staff Management Services	-	-	-	-	-	0.00%
439		321 Professional Service for Instruction	5,000	-	5,000	5,000	-	0.00%
440		330 Contracted Services	5,000	39,479	5,000	5,000	-	0.00%
441		2317.320 Audit	31,750	10,350	28,500	32,900	4,400	15.44%
442		2318.318 Legal	32,000	92,441	32,000	32,000	-	0.00%
443		331 District Meeting	1,500	-	1,500	1,500	-	0.00%
444		319 Negotiations	-	-	-	-	-	0.00%
445		520 Insurance	67,907	67,907	74,381	93,438	19,057	25.62%
446		521 Student Accident Insurance	-	-	-	-	-	0.00%
447		540 Advertising	7,000	11,987	7,000	12,000	5,000	71.43%
448		550 Printing	1,000	3,258	1,000	3,500	2,500	250.00%
449		581 Conferences/Travel	500	219	500	500	-	0.00%
450		610 Supplies	13,000	21,652	13,000	18,000	5,000	38.46%
451		644 Electronic Information Access	-	4,320	-	7,718	7,718	0.00%
452		810 Dues & Fees	12,941	16,881	16,941	17,188	247	1.46%
453								
454		**Total 2310 School Board Services**	**191,162**	**281,883**	**198,386**	**242,308**	**43,922**	**22.14%**
455								
456	**2320 Office of the Superintendent - SAU Services**							
457		330 Contracted Services	1,204,914	1,204,914	1,238,357	1,228,696	(9,661)	-0.78%
458								
459		**Total 2320 Superintendent SAU Services**	**1,204,914**	**1,204,914**	**1,238,357**	**1,228,696**	**(9,661)**	**-0.78%**
460								
461	**2410 Office of the Principal**							
462		111 Principals' Salaries	342,279	356,257	368,335	385,959	17,624	4.78%
463		112 Assistant Principals' Salaries	284,673	288,673	298,139	308,916	10,777	3.61%
464		121 Substitutes' Salaries	1,500	-	3,000	3,000	-	0.00%
465		123 Temp/Part Time Salary	6,000	6,450	6,000	6,000	-	0.00%
466		124 Salary Pool	-	-	-	-	-	0.00%
467		211 Health Insurance	159,524	158,437	184,030	206,872	22,842	12.41%
468		212 Dental Insurance	9,336	9,335	9,803	11,118	1,315	13.41%
469		213 Life Insurance	6,569	5,540	6,540	12,540	6,000	91.74%
470		214 Long Term Disability Insurance	2,537	2,514	2,704	3,098	394	14.57%
471		220 FICA	51,588	47,919	52,134	54,767	2,633	5.05%
472		231 Employee Retirement	-	-	-	-	-	0.00%
473		232 Teachers Retirement	125,786	128,432	131,049	137,663	6,614	5.05%
474		250 Unemployment Compensation	-	-	-	-	-	0.00%
475		260 Workers' Compensation	-	-	-	-	-	0.00%
476		330 Contracted Services	179,900	224,070	179,900	222,650	42,750	23.76%
477		430 Contracted Repairs	500	-	1,300	1,300	-	0.00%
478		442 Equipment Rental	2,288	1,686	2,288	2,288	-	0.00%
479		534 Postage	6,525	5,704	6,525	7,025	500	7.66%
480		550 Printing	12,100	1,365	12,100	12,100	-	0.00%
481		581 Conferences/Travel	13,773	6,865	13,773	18,000	4,227	30.69%
482		585 Mileage Reimbursements	3,211	1,842	3,211	3,400	189	5.89%
483		610 Supplies	14,300	7,314	14,480	14,065	(415)	-2.87%
484		611 AV Supplies	200	-	-	-	-	0.00%
485		640 Books & Printed Material	850	91	650	650	-	0.00%
486		731 Added Equipment	-	-	-	-	-	0.00%
487		735 Replacement Equipment	1,000	-	1,000	1,000	-	0.00%
488		810 Dues & Fees	11,949	6,503	11,817	11,817	-	0.00%
489								
490		**Total 2410 Office of the Principal**	**1,236,388**	**1,258,995**	**1,308,778**	**1,424,228**	**115,450**	**8.82%**
491								

No.	Function/Description		VOTED 2024/2025	ACTUAL 2024/2025	VOTED 2025/2026	PROPOSED 2026/2027	$ Increase/ (Decrease) 25/26 to 26/27	% Increase/ (Decrease) 25/26 to 26/27
492	**2412 Principal Support**							
493		115 Secretaries Salaries	346,690	360,939	355,473	389,411	33,938	9.55%
494		123 Temp/Part Time Salary	-	-	-	-	-	0.00%
495		124 Salary Pool	-	-	-	-	-	0.00%
496		211 Health Insurance	117,770	122,838	151,399	193,088	41,689	27.54%
497		212 Dental Insurance	5,294	7,273	7,871	8,171	300	3.81%
498		213 Life Insurance	144	143	144	144	-	0.00%
499		215 Health Reimbursement Account	1,500	0	1,500	1,500	-	0.00%
500		220 FICA	30,448	26,867	27,787	31,105	3,318	11.94%
501		231 Employee Retirement	47,242	48,618	45,322	49,650	4,328	9.55%
502		250 Unemployment Compensation	-	-	-	-	-	0.00%
503		260 Workers' Compensation	-	-	-	-	-	0.00%
504		331 Other Contracted Services	-	-	-	-	-	0.00%
505		581 Conferences/Travel	3,400	-	3,550	3,550	-	0.00%
506		731 Added Equipment	-	-	-	-	-	0.00%
507								
508		**Total 2412 Principal Support**	**552,488**	**566,677**	**593,046**	**676,619**	**83,573**	**14.09%**
509								
510	**2590 Auditorium**							
511		111 Director's Salary	-	-	-	-	-	0.00%
512		123 Technician's Salary	5,500	10,238	6,000	6,893	893	14.88%
513		220 FICA	421	783	459	527	68	14.81%
514		231 Employee Retirement	-	-	-	-	-	0.00%
515		250 Unemployment Compensation	-	-	-	-	-	0.00%
516		260 Workers' Compensation	-	-	-	-	-	0.00%
517		330 Contracted Services	-	-	-	-	-	0.00%
518		610 Supplies	3,000	3,000	3,000	3,000	-	0.00%
519		731 Added Equipment	-	-	-	-	-	0.00%
520		735 Replacement Equipment	5,000	11,960	5,000	5,000	-	0.00%
521								
522		**Total 2590 Auditorium**	**13,921**	**25,980**	**14,459**	**15,420**	**961**	**6.65%**
523								
524	**2610 Operation of Plant**							
525		111 Facilities Director	115,267	118,267	119,877	124,674	4,797	4.00%
526		115 Clerical/Office Support	19,091	20,057	19,853	20,647	794	4.00%
527		116 Custodian Salaries	612,585	435,208	560,036	662,424	102,388	18.28%
528		117 Maintenance Salaries	157,508	157,842	163,805	170,357	6,552	4.00%
529		121 Summer/Substitutes	-	15,225	-	-	-	0.00%
530		123 Temp/Part Time Salary	-		-			0.00%
531		124 Salary Pool	-	-	-	-	-	0.00%
532		130 Overtime	60,000	64,798	65,000	65,000	-	0.00%
533		211 Health Insurance	366,045	289,405	424,564	537,652	113,088	26.64%
534		212 Dental Insurance	16,481	15,717	20,626	23,713	3,087	14.97%
535		213 Life Insurance	1,384	1,308	1,348	2,384	1,036	76.85%
536		214 Long Term Disability Insurance	457	500	490	552	62	12.65%
537		215 Health Reimbursement Account	1,500	1,500	3,000	3,000	-	0.00%
538		220 FICA	73,855	63,703	75,309	84,602	9,293	12.34%
539		231 Employee Retirement	130,625	107,627	118,522	133,251	14,729	12.43%
540		232 Teacher Retirement	-	21	-	-	-	0.00%
541		250 Unemployment Compensation	-	-	-	-	-	0.00%
542		260 Workers' Compensation	-	-	-	-	-	0.00%
543		330 Contracted Services	11,900	35,080	15,700	15,700	-	0.00%
544		411 Water and Sewer	29,100	28,808	29,900	29,900	-	0.00%
545		421 Rubbish Removal	43,300	46,482	48,700	48,700	-	0.00%
546		430 Repairs & Maintenance Services	12,100	20,711	17,100	17,100	-	0.00%
547		531 Telephone	17,000	15,944	17,000	17,000	-	0.00%
548		550 Printing and Binding	-	-	-	-	-	0.00%
549		585 Conferences/Travel	2,550	225	2,550	3,000	450	17.65%
550		610 Supplies	175,000	137,289	175,000	150,000	(25,000)	-14.29%
551		622 Electricity	187,400	174,355	199,000	204,000	5,000	2.51%
552		623 Propane	46,700	33,532	46,700	167,650	120,950	258.99%
553		624 Fuel Oil	123,560	27,449	123,560	1,200	(122,360)	-99.03%
554		629 Pellet Fuel	103,950	54,367	103,950	83,950	(20,000)	-19.24%
555		644 Electronic Information Access	-	6,825	-	-	-	0.00%
556		650 Software	-	-	-	-	-	0.00%
557		731 Added Equipment	-	6,700	-	-	-	0.00%
558		735 Replacement Equipment	1,000	-	1,000	1,000	-	0.00%
559		810 Dues & Fees	3,200	806	3,200	3,200	-	0.00%
560								
561		**Total 2610 Operation of Plant**	**2,311,558**	**1,879,750**	**2,355,790**	**2,570,656**	**214,866**	**9.12%**
562								

No.	Function/Description		VOTED 2024/2025	ACTUAL 2024/2025	VOTED 2025/2026	PROPOSED 2026/2027	$ Increase/ (Decrease) 25/26 to 26/27	% Increase/ (Decrease) 25/26 to 26/27
563	**2620 Buildings & Equipment**							
564		330 Contracted Services	133,500	139,573	134,660	154,745	20,085	14.92%
565		331 Other Contracted Services	49,500	5,147	50,300	14,300	(36,000)	-71.57%
566		430 Contracted Repairs	131,050	125,392	134,950	134,950	-	0.00%
567		431 Maintenance Contracts	-	-	-	-	-	0.00%
568		442 Rental Equipment	8,000	1,850	8,000	8,000	-	0.00%
569		448 LED Lighting Lease	4,500	-	-	-	-	0.00%
570		449 Honeywell Lease	581,930	581,923	588,512	595,277	6,765	1.15%
571		585 Mileage Reimbursements	2,800	2,929	3,200	3,200	-	0.00%
572		610 Supplies	63,000	62,233	58,000	58,000	-	0.00%
573		626 Gasoline	5,250	2,260	6,250	6,250	-	0.00%
574		731 Added Equipment	12,600	188,499	-	-	-	0.00%
575		733 New Furniture	-	-	-	-	-	0.00%
576		735 Replacement Equipment	279,000	497,254	50,000	60,000	10,000	20.00%
577		810 Dues & Fees	-	-	-	-	-	0.00%
578								
579		**Total 2620 Buildings & Equipment**	**1,271,130**	**1,607,057**	**1,033,872**	**1,034,722**	**850**	**0.08%**
580								
581	**2630 Care of Grounds**							
582		330 Contracted Services	21,700	13,761	21,700	21,700	-	0.00%
583		422 Snow Plowing	53,000	47,470	56,750	58,750	2,000	3.52%
584		424 Lawn Care	51,400	45,207	55,700	55,700	-	0.00%
585		429 Other Cleaning Services	5,400	-	5,400	5,400	-	0.00%
586		430 Repairs & Maintenance Services	111,450	63,073	39,450	20,050	(19,400)	-49.18%
587		450 Construction - Special Projects	-	-	-	-	-	0.00%
588		610 Supplies	3,500	2,625	3,500	3,500	-	0.00%
589		731 Added Equipment	-	-	-	-	-	0.00%
590		735 Replacement Equipment	5,500	291,339	5,500	52,500	47,000	854.55%
591								
592		**Total 2630 Care of Grounds**	**251,950**	**463,475**	**188,000**	**217,600**	**29,600**	**15.74%**
593								
594	**2700 Transportation**							
595		2721.519 Regular Education Transportation	865,844	818,963	962,210	1,027,159	64,949	6.75%
596		2722.519 Special Education Transportation	500,228	509,630	544,623	816,552	271,929	49.93%
597		2723.519 Vocational Mid-Day Run	170,964	1,747	195,770	208,985	13,215	6.75%
598		2724.519 Athletic Transportation	85,000	95,859	99,450	110,000	10,550	10.61%
599		2725.519 Field Trips & Co-Curricular	45,000	36,603	55,576	53,240	(2,336)	-4.20%
600		2727.519 Homeless	1	107,555	1	1	-	0.00%
601		2728.519 Summer School	20,000	23,768	27,810	32,760	4,950	17.80%
602		2729.731 Multi-Function Activity Bus	-	-	-	-	-	0.00%
603								
604		**Total 2700 Transportation**	**1,687,037**	**1,594,127**	**1,885,440**	**2,248,697**	**363,257**	**19.27%**
605								
606	**2840 Recognition of Service**							
607		111 Administrative Salaries	50,754	50,754	-	-	-	0.00%
608		112 Professional Salaries	42,970	42,970	139,606	91,618	(47,988)	-34.37%
609		220 FICA	7,170	7,170	10,680	7,009	(3,671)	-34.37%
610		232 Teacher Retirement	18,407	-	26,846	17,618	(9,228)	-34.37%
611		260 Workers' Compensation	-	-	-	-	-	0.00%
612								
613		**Total 2840 Recognition of Service**	**119,301**	**100,894**	**177,132**	**116,245**	**(60,887)**	**-34.37%**
614								
615	**2850 Retired Employee Expenses**							
616		211 Retiree Health Insurance	1,619,321	1,242,232	1,257,163	1,207,048	(50,115)	-3.99%
617		215 Self Insurance	-	-	-	-	-	0.00%
618								
619		**Total 2850 Retired Employee Expenses**	**1,619,321**	**1,242,232**	**1,257,163**	**1,207,048**	**(50,115)**	**-3.99%**
620								

Inter-Lakes School District
Master Budget 2026/2027

No.	Function/Description		VOTED 2024/2025	ACTUAL 2024/2025	VOTED 2025/2026	PROPOSED 2026/2027	$ Increase/ (Decrease) 25/26 to 26/27	% Increase/ (Decrease) 25/26 to 26/27
621	**2900 Costs to Distribute**							
622		215 Health Reimbursement Account	3,000	250	3,000	3,000	-	0.00%
623		250 Unemployment Compensation	5,795	6,403	6,403	7,303	900	14.06%
624		260 Workers' Compensation	73,692	73,692	82,535	85,943	3,408	4.13%
625								
626		**Total 2900 Costs to Distribute**	**82,487**	**80,345**	**91,938**	**96,246**	**4,308**	**4.69%**
627								
628	**3100 Transfer to Food Service**							
629		930 Transfer to Food Service	-	1,312	-	-	-	0.00%
630								
631		**Total 3100 Transfer to Food Service**	**-**	**1,312**	**-**	**-**	**-**	**0.00%**
632								
633	**5100 Debt Services**							
634		830 Interest	-	-	67,500	54,000	(13,500)	-20.00%
635		910 Principal	-	-	300,000	300,000	-	0.00%
636								
637		**Total 5100 Debt Services**	**-**	**-**	**367,500**	**354,000**	**(13,500)**	**0.00%**
638								
639	**5252 Expendable Trust Transfer**							
640		930 Transfer to Expendable Trust	-	-	-	-	-	0.00%
641								
642		**Total 5252 Expendable Trust Transfer**	**-**	**-**	**-**	**-**	**-**	**0.00%**
643								
644	**Total General Fund**		**32,796,476**	**32,031,883**	**34,684,837**	**36,700,119**	**2,015,282**	**5.81%**
645								
646	**5220 Federal Funds**							
647		930 Federal Grants	200,000	-	200,000	200,000	-	0.00%
648	**5221 Food Service Fund**							
649		930 Food Service Fund	395,000	-	395,000	395,000	-	0.00%
650								
651	**Total Appropriations**		**33,391,476**	**32,031,883**	**35,279,837**	**37,295,119**	**2,015,282**	**5.71%**

Inter-Lakes School District Revenue Information

	2024-2025 MS 24 Revised Revenues	2025-2026 MS 24 Revised Revenues	2026-2027 Estimated Budget Revenues
General Fund Revenue			
Unreserved Fund Balance (Fiscal Year End)	486,895	655,028	150,000
Retained Fund Balance To Be Used	325,063	0	0
Amounts Voted from Fund Balance	0	0	0
Revenue From State Sources			
403111 Adequate Education Aid	0	0	0
403190 Other State Aid	0	0	0
403290 Other State Sources	0	0	0
403230 Special Education Aid	53,577	130,364	300,000
403210 Building Aid	0	0	0
403242 Vocational Aid	7,500	10,000	10,000
Revenue From Federal Sources			
404580 Medicaid	100,000	100,000	100,000
404590 Retirees Drug Subsidy	20,000	0	0
Local Revenue Other Than Taxes			
Tuition	120,000	100,000	100,000
Earnings on Investments	2,000	4,000	4,000
Student Activities	2,000	0	0
Auditorium Rent	12,500	25,000	25,000
Other Rent (SAU & LRPC)	12,000	11,000	11,100
Other Local Sources	500	500	500
Total General Fund Revenues	1,142,035	1,035,892	700,600
Other Financing Sources			
Sale of Bonds or Notes	0	1,500,000	0
Transfer from Expendable Trust Fund	0	0	0
Federal Fund Revenue			
Other Federal/State Grants	200,000	200,000	200,000
Food Service Revenue			
Child Nutrition/Food Service Program	395,000	395,000	395,000
Total School Revenue & Credits	1,737,035	3,130,892	1,295,600
District Appropriation	33,391,476	36,779,837	37,295,119
District Assessment	31,654,441	33,648,945	35,999,519
Less Federal Forest Sandwich	-8,552	-8,994	-8,994
Net Assessment to Apportion	*31,645,889*	*33,639,951*	*35,990,525*
	2,242,646	*1,994,062*	*2,350,574*
	7.63%	6.30%	6.99%

Inter-Lakes School District
Tax Assessment Worksheet Fall 2025

Formula for Assessing Cost to Individual Towns

The formula for pro-rating the cost of capital outlay operation of the Cooperative School District shall by fifty percent (50%) apportioned on the basis of the ratio that the equalized valuation of each pre-existing district bears to the Cooperative School District and fifty percent (50%) apportioned on the average daily membership for the preceding year (pursuant to RSA 195:7-11).

After the expiration of the first five-year period measured from the date of the first annual meeting and after the expiration of each subsequent five-year period measured from the last date of change thereto, the basis of the apportionment of all such cost may be reviewed pursuant to an article for the purpose inserted into the warrant for a District Meeting, Basis for Formula II voted at the Annual District Meeting, March 7, 1961, and at the Annual District Meeting on March 7, 1967.

Tax Assessment Calculation
Based on ½ Equalized Valuation (2023) and ½ ADM (2023-2024)

1. Equalized Valuation

	2023	Valuation %
Center Harbor	963,759,490	16.0161%
Meredith	4,218,151,736	70.0990%
Sandwich	835,513,259	13.8849%
	6,017,424,485	100.0000%

2. Average Daily Membership 2022-2023 as published by Dept. of Education

	ADM	ADM %
Center Harbor	103.32	11.5337%
Meredith	661.27	73.8181%
Sandwich	131.22	14.6482%
	895.81	100.0000%

3. Combined ADM and Equalized Valuation

	Valuation %	ADM %	Combined %
Center Harbor	16.0161%	11.5337%	13.7749%
Meredith	70.0990%	73.8181%	71.9586%
Sandwich	13.8849%	14.6482%	14.2665%
	100.0000%	100.0000%	100.0000%

4. Apportionment of Appropriation 2025-2026 School Year

Appropriations Voted	36,779,837
Less Revenue	3,148,880
Tax Assessment	33,648,945

Town	% Rate	Apportionment	Forest Land	Net Assessment
Center Harbor	13.7749%	4,635,109	-	4,635,109
Meredith	71.9586%	24,213,292	-	24,213,292
Sandwich	14.2265%	4,800,544	8,994	4,791,550
Total	100.0000%	33,648,946	8,994	33,639,952

Inter-Lakes School District
Special Education Programs and Services
Fiscal Year Ending June 30, 2025

RSA 32:11-a Actual Expenditures for Special Education Programs and Services

	Fiscal Year 2023-2024	Fiscal Year 2024-2025
Expenditures		
General Fund		
Instructional	$ 4,758,095.40	$ 5,722,239.02
Related Services	$ 1,389,329.24	$ 1,578,787.03
Administration	$ 149,073.23	$ 155,516.38
Legal	$ 13,660.49	$ 15,149.50
Transportation	$ 452,950.25	$ 509,630.42
Special Revenue Funds		
Instructional	$ 82,528.51	$ 85,211.41
Speech Services	$ -	$ -
Preschool Services	$ 9,106.17	$ 8,451.40
Co-curricular Activities	$ -	$ -
Consulting Services	$ -	$ -
Health Services	$ 140.00	$ -
Psychological Services	$ 110,016.56	$ 116,607.21
OT/PT Therapy Services	$ 43,942.50	$ 47,949.34
Administration	$ 31,616.81	$ 29,205.12
Transportation	$ 508.08	$ -
Total	$ 7,040,967.24	$ 8,268,746.83
Revenues		
General Fund		
Medicaid	$ 118,581.42	$ 142,523.71
Special Education Aid	$ 113,810.17	$ 55,517.08
Special Education Tuition	$ 138,160.25	$ 214,705.03
State Adequacy	$ -	
Special Revenue Funds		
Instructional	$ 82,528.51	$ 85,211.41
Speech Services	$ -	$ -
Preschool Services	$ 9,106.17	$ 8,451.40
Co-curricular Activities	$ -	$ -
Consulting Services	$ -	$ -
Health Services	$ 140.00	$ -
Psychological Services	$ 110,016.56	$ 116,607.21
OT/PT Therapy Services	$ 43,942.50	$ 47,949.34
Administration	$ 31,616.81	$ 29,205.12
Transportation	$ 508.08	$ -
Total	$ 648,410.47	$ 700,170.30
Net Cost of Special Education	$ 6,392,556.77	$ 7,568,576.53

Expendable Trust Funds Annual Report

	Facilities	Special Education	Multi Function Bus	Student Transportation	Playground	Health	Total
Balance 7/01/2024	620,525.87	331,548.26	42,133.45	5,064.88	56.27	83,308.06	1,082,636.79
Income less fees	29,519.40	12,931.09	1,643.57	197.58	2.20	3,624.01	47,917.85
Withdrawal							-
Balance 6/30/2025	650,045.27	344,479.35	43,777.02	5,262.46	58.47	86,932.07	1,130,554.64

Important Notes

Facilities Fund Established 3/8/2000 Warrant Article 2
Special Education Fund Established 3/6/2002 Warrant Article 2
Playground Fund Established 3/12/2011 Warrant Article 6
Multi Function Bus Fund Established 3/6/2019 Warrant Article 6
Student Transportation Fund Established 3/9/2023 Warrant Article 4
Health Insurance Maintenance Fund Established 3/15/1994 Warrant Article 4

SCHOOL ADMINISTRATIVE UNIT #2

Ashland School District ***Inter-Lakes School District***

Humiston Building • 103 Main Street Suite 2 • Meredith, New Hampshire 03253

Main Office Tel: (603) 279-7947 • Special Education Tel: (603) 279-3144 • Fax: (603) 279-3044

Mary A. Moriarty
Superintendent of Schools

Ashley Dolloff
Business Administrator

Lisa Holiday
Director of Student Services

STATUS OF FINANCIAL STATEMENTS AND INDEPENDENT AUDITOR'S REPORT

January 2026

To the Members of the School Board
Inter-Lakes School District
Meredith, New Hampshire

The fiscal year ending June 30, 2025 Annual Audit Report for the Inter-Lakes School District will be available in the SAU #2 Business Office in the Humiston Building, 103 Main Street – Suite 2, Meredith, NH.

Respectfully submitted,

Ashley Dolloff
Business Administrator

SAU #2 Central Office Budget 2026-2027
Budget Adopted December 9, 2025

Account Number	Description	Adopted 2024/2025	From FY 2023/2024	Expended 2024/2025	Adopted 2025/2026	Adopted 2026/2027	Change from 25/26 Increase/ (Decrease)	% Change
11023201	**Executive & General SAU Administration**							
500100	Superintendent	$ 147,000		$ 147,000	$ 151,410	$ 155,952	$ 4,542	3.00%
500103	Business Administrator	$ 120,750		$ 120,750	$ 125,580	$ 130,603	$ 5,023	4.00%
500107	Director of Student Services	$ 120,750		$ 120,750	$ 125,580	$ 130,603	$ 5,023	4.00%
500112	Accountant	$ 70,350		$ 75,000	$ 78,000	$ 81,120	$ 3,120	4.00%
500113	Business Office Staff	$ 189,995		$ 172,011	$ 181,883	$ 231,118	$ 49,235	27.07%
500114	Human Resources Coordinator	$ 63,003		$ 72,000	$ 74,880	$ 77,875	$ 2,995	4.00%
500115	Administrative Support	$ 111,925		$ 93,994	$ 119,226	$ 67,496	$ (51,730)	-43.39%
500118	Treasurer	$ 1,000		$ 1,000	$ 1,000	$ 1,000	$ -	0.00%
500123	Part Time Professional Support	$ 20,000		$ 18,600	$ 20,000	$ 20,000	$ -	0.00%
500210	Retirees Health & Dental Insurance	$ 59,301		$ 51,410	$ 49,961	$ 54,786	$ 4,825	9.66%
500211	Health Insurance	$ 196,411		$ 154,943	$ 189,908	$ 221,206	$ 31,298	16.48%
500212	Dental Insurance	$ 11,734		$ 9,814	$ 12,318	$ 9,904	$ (2,414)	-19.60%
500213	Life Insurance	$ 2,306		$ 389	$ 2,306	$ 2,288	$ (18)	-0.78%
500214	Long Term Disability Insurance	$ 3,041		$ 3,345	$ 3,199	$ 3,760	$ 561	17.54%
500220	FICA	$ 62,581		$ 62,022	$ 64,921	$ 67,330	$ 2,409	3.71%
500231	NHRS-E	$ 78,782		$ 91,445	$ 93,201	$ 91,614	$ (1,587)	-1.70%
500232	NHRS-T	$ 23,715		$ 23,715	$ 24,149	$ 25,115	$ 966	4.00%
500250	Unemployment Comp. Ins.	$ 500		$ 516	$ 516	$ 500	$ (16)	-3.10%
500260	Workers Compensation Ins.	$ 1,636		$ 1,636	$ 1,944	$ 2,426	$ 482	24.79%
500318	Legal Fees	$ 400		$ -	$ 400	$ 400	$ -	0.00%
500320	Audit	$ 7,250	$ 2,025	$ 275	$ 7,250	$ 8,000	$ 750	10.34%
500330	Software Support Contract	$ 58,791		$ 57,666	$ 61,731	$ 64,818	$ 3,087	5.00%
500331	Other Support Contracts	$ 4,683		$ 12,779	$ 4,683	$ 5,700	$ 1,017	21.72%
500430	Repairs	$ 300		$ -	$ 300	$ 300	$ -	0.00%
500441	Rent	$ 2,000		$ 2,000	$ 2,000	$ 2,000	$ -	0.00%
500442	Equipment Lease	$ 1,102		$ 527	$ 1,102	$ 600	$ (502)	-45.55%
500520	Insurance	$ 500		$ 500	$ 500	$ 500	$ -	0.00%
500531	Telephone	$ 1,500		$ 1,238	$ 1,500	$ 1,500	$ -	0.00%
500534	Postage	$ 3,000		$ 2,986	$ 3,000	$ 3,000	$ -	0.00%
500540	Advertising	$ 1,350		$ 2,969	$ 1,350	$ 1,550	$ 200	14.81%
500550	Printing & Binding	$ 350		$ -	$ 350	$ 350	$ -	0.00%
500582	Staff Development/Trainings	$ 9,000		$ 2,599	$ 9,000	$ 9,000	$ -	0.00%
500585	Mileage Reimbursement	$ 2,500		$ 1,067	$ 2,000	$ 2,000	$ -	0.00%
500610	Supplies	$ 6,500	$ 42	$ 6,157	$ 6,500	$ 6,500	$ -	0.00%
500640	Books	$ -		$ -	$ -	$ -	$ -	0.00%
500650	Miscellaneous Software	$ -		$ -	$ -	$ -	$ -	0.00%
500731	New Equipment	$ -		$ -	$ -	$ -	$ -	0.00%
500735	Replacement Equipment	$ 10,109		$ 10,109	$ -	$ -	$ -	0.00%
500737	Replacement Furniture	$ -		$ -	$ -	$ -	$ -	0.00%
500738	Replacement Computers	$ -		$ -	$ -	$ -	$ -	0.00%
500810	Dues & Fees	$ 4,717		$ 3,944	$ 4,939	$ 5,879	$ 940	19.03%
	Total General Fund	**$ 1,398,832**	**$ 2,067**	**$ 1,325,156**	**$ 1,426,587**	**$ 1,486,794**	**$ 60,207**	**4.22%**
	Federal Funds							
	IDEA/Preschool/Other Grants	$ 50,000			$ 50,000	$ 50,000	$ -	0.00%
	Federal Total	$ 50,000			$ 50,000	$ 50,000	$ -	0.00%
	Total Appropriations General Fund & Federal Fund	**$ 1,448,832**			**$ 1,476,587**	**$ 1,536,794**	**$ 60,207**	**4.08%**

SAU #2 Central Office Budget 2026-2027
Budget Adopted December 9, 2025

Description	Adopted 2024/2025	Actual 2024/2025	Adopted 2025/2026	Adopted 2026/2027	Change from 25/26 Increase/ (Decrease)	% Change
Revenue	Budget	Actual	Budget	Budget		
Federal Funds	$ 50,000	$ 50,000	$ 50,000	$ 50,000	$ -	0.00%
Indirect Costs	$ 40,000	$ 61,833	$ 40,000	$ 40,000	$ -	0.00%
Interest Earned	$ 500	$ 983	$ 500	$ 500	$ -	0.00%
Other Income	$ -	$ -	$ -	$ -	$ -	
Fund Balance	$ -		$ -	$ 60,207	$ 60,207	
Total Revenue	**$ 90,500**	**$ 112,816**	**$ 90,500**	**$ 150,707**	**$ 60,207**	**66.53%**
Assessment						
Total Appropriations	$ 1,448,832	$ 1,448,832	$ 1,476,587	$ 1,536,794	$ 60,207	4.08%
Total Revenue	$ 90,500	$ 112,816	$ 90,500	$ 150,707	$ 60,207	66.53%
Encumbrances						
General Fund Assessment	$ 1,358,332	$ 1,336,016	$ 1,386,087	$ 1,386,087	$ 0	0.00%
Fund Balance		$ 22,316				
Net Assessment	**$ 1,358,332**	**$ 1,358,332**	**$ 1,386,087**	**$ 1,386,087**	**$ 0**	**0.00%**

Distribution of District Shares for 2026-2027

The School Administrative Unit #2 budget for the 2026-2027 school year was pro-rated to the two districts on the basis of the 2024 Equalized Valuations for the 2024-2025 Average Daily Membership as follows:

District	2024 Equalized Valuation	Valuation Percent	2024-2025 Pupil A.D.M.	Pupil Percent	Average of Equal Val & A.D.M.	District Share
Ashland	$555,767,560	7.814%	158.01	14.896%	11.355%	$157,390
Inter-Lakes	$6,556,357,022	92.186%	902.77	85.104%	88.645%	$1,228,696
TOTAL	**$7,112,124,582**	**100.000%**	**1,060.78**	**100.000%**	**100.000%**	**$1,386,087**

Distribution of District Shares for 2025-2026

The School Administrative Unit #2 budget for the 2025-2026 school year was pro-rated to the two districts on the basis of the 2023 Equalized Valuations for the 2023-2024 Average Daily Membership as follows:

District	2023 Equalized Valuation	Valuation Percent	2023-2024 Pupil A.D.M.	Pupil Percent	Average of Equal Val & A.D.M.	District Share
Ashland	$454,611,880	7.024%	149.45	14.292%	10.658%	$147,730
Inter-Lakes	$6,017,424,485	92.976%	896.25	85.708%	89.342%	$1,238,357
TOTAL	**$6,472,036,365**	**100.000%**	**1,045.70**	**100.000%**	**100.000%**	**$1,386,087**

INTER-LAKES SALARY SCHEDULE

2025-2026

Step	BA	BA+15	MA	MA+15	MA+30	MA+45
1	48,953	52,130	55,308	56,894	58,617	60,506
2	52,130	55,308	58,485	60,071	61,794	63,683
3	55,308	58,485	61,662	63,248	64,971	66,861
4	58,485	61,662	64,839	66,425	68,148	70,038
5	61,662	64,839	68,016	69,602	71,325	73,215
6	64,839	68,016	71,193	72,779	74,502	76,392
7	68,016	71,193	74,370	75,956	77,679	79,569
8	71,193	74,370	77,547	79,133	80,856	82,746
9	74,370	77,547	80,724	82,310	84,033	85,923
10	77,547	80,724	83,901	85,487	87,210	89,100

Inter-Lakes Personnel 2025-2026 School Year

Administrative Personnel – School Administrative Unit #2

Name	Position	Educational Information
Mary A. Moriarty, M.Ed., C.A.G.S.	Superintendent of Schools	Plymouth State University
Ashley Dolloff, M.B.A.	Business Administrator	Plymouth State University
Lisa Holiday, M.Ed.	Director of Student Services	Plymouth State University
Kayla Allen, B.S.	Accountant	Eastern Nazarene College
Sarah Briggs, B.S.	Executive Administrative Assistant	Mitchell College
Wendi Cantwell, M.A.	Accounts Payable Specialist	Southern New Hampshire University
Karen Koch, A.S.	Human Resources Coordinator	Thompson School of Applied Science
Destiny Medici, A.S., A.S.	Accounting Specialist	Lakes Region Community College
Rebecca Stopyra, B.S.	Accounting Specialist	Southern New Hampshire University
Christine Taggett, A.S.	Federal Funds Specialist	New Hampshire Technical College

Sandwich Central School - Grades K – 6

Name	Position	Educational Information
Jeremy Hillger, M.Ed.	Principal	Southern New Hampshire University
Oliver Anderson, B.A.	Physical Education Teacher	Plymouth State University
Lucy Cunningham	Administrative Assistant	LNA Program
Emma Dassori, Ph.D.	Performing Arts Teacher/Library Media Assistant	Tufts University
Susan Greene, B.S	Special Education Paraeducator	University of New Hampshire
Rebekah Gulla, B.S.	Grade 6 Teacher	Plymouth State University
Kaitlin Hart, B.M.	Instrumental Music Teacher	Keene State College
Sarah “Sally” Johnston, M.Ed.	Middle Multi-Age (2/3) Teacher	Plymouth State University
Shannon McCarty Drapcho, B.S.	Multiage Specialist	University of New Hampshire
Katelyn McGrath, M.Ed.	Special Education Teacher	University of New Hampshire
Elisabeth Merchant, A.S.	Special Education Paraeducator	Rhode Island College
Jamie Moore	Special Education Paraeducator	n/a
Angela Morton, B.S.	Special Education Paraeducator/Art Teacher	Montana State University
Edgar Patten	Lead Custodian	n/a
Jennifer Petitti, B.A.	Primary Multi-Age (K-1) Teacher	Gwynedd Mercy College
Danielle Ralston, M.A.T.	Special Education/Intervention Teacher	Towson University
Sandra Spiro, M.Ed.	School Counselor	Plymouth State University
Stephen Watson, M.Ed.	Upper Multi-Age (4/5) Teacher	Antioch University

Inter-Lakes Personnel 2025-2026 School Year

Inter-Lakes Elementary School Grades Pre-K – 6

Name	Position	Educational Information
Richard Biche, M.S., C.A.G.S.	Principal	University of New Hampshire, Southern NH University
Hillary Martin, M.Ed., C.A.G.S.	Assistant Principal	University of New Hampshire, Plymouth State University
Emily Hebron, M.Ed.	Student Services Coordinator	Plymouth State University
Kendal Ames, B.F.A.	Special Education Paraeducator	New England College
Norman Anderson	Lead Custodian	n/a
Theresa Anstiss, M.Ed., M.S.	Special Education Teacher	Lesley University, Simons College
Julia Averill, M.S.	Occupational Therapist	University of New Hampshire
Kim Bannon, M.Ed.	Grade 1 Teacher	American College of Education
Janelle Batchelder	Special Education Paraeducator	n/a
Mary Beaudoin, M.Ed.	Grade 3/4 Teacher	Regis College
Donna Berwick	Office Paraeducator	n/a
Nancy Bickford, M.S.	Physical Education Teacher	Pennsylvania Western University
Cynthia Boucher	Special Education Paraeducator	n/a
Susan Bousquet, M.Ed.	Special Education Teacher	Antioch University
Jane Brogan, M.S.	Program Assistant	Springfield College
Kelly Bunnell, M.A.	Grade 1 Teacher	Antioch of New England
Janet Burbank	Special Education Paraeducator	n/a
Jessica Bussiere, B.S.	Special Education Teacher	Ithaca College
Timothy Calandra	Custodian	n/a
Maria Capone, M.Ed.	Special Education Teacher	Cambridge College
Andrea Caulder, M.Ed.	Library Media Specialist	Plymouth State University
Wendy Chappuis, A.A.	Speech Language Assistant	Granite State College
Kate Clark, M.Ed.	School Counselor	Plymouth State University
Allison Combs, B.S.	Student Support Paraeducator	Plymouth State University
Ashley Connolly	Special Education Paraeducator	n/a
Jessica Connolly, B.S.	Grade 2 Teacher	Plymouth State University
Kirby Corliss, B.A.	Special Education Teacher	Western Governors University
John Cormier, B.S.	Grade 3 Teacher	Salem State College
ValerieAnn Correia, M.Ed.	Pre-School/Special Education Teacher	Plymouth State University
Leslie Daigneau, B.S.	Special Education Paraeducator	Plymouth State University
Deborah Dalton, B.S.	Pre-School/Special Education Teacher	Plymouth State University
Laurie Damon, M.Ed.	Grade 4 Teacher	New England College
Kathleen DeCamp, Ed.D.	Technology Integration Teacher	Plymouth State University
Lea Despres, B.A.	Title I Paraeducator	Assumption College
Kathleen DeTolla, M.S.	Intervention Teacher	Adelphi University
Sali Diamond, M.Ed.	Kindergarten Teacher	American International College
Christine Dionne	Special Education Paraeducator	n/a
Elizabeth Doda, M.Ed.	Kindergarten Teacher	Framingham State College
Ashley Doten	Special Education Paraeducator	n/a
Melissa Douglas	Special Education Paraeducator	n/a
Brendan Dowd, B.S.	Music Teacher	Plymouth State University

Inter-Lakes Personnel 2025-2026 School Year

Inter-Lakes Elementary School Grades Pre-K – 6 Continued

Name	Position	Educational Information
Rebecca Dowd, M.S.	Academic Intervention Teacher	University of New Hampshire
Sara Dubois	Health Room Assistant	n/a
Kathryn Earl, M.Ed.	Grade 1 Teacher	Antioch University New England
Chelsea Fand, M.S.	Kindergarten Teacher	Western Governors University
Jessica Ferguson	Special Education Paraeducator	n/a
Travis Frost	Special Education Paraeducator	n/a
Claire Gardner, B.F.A.	Special Education Paraeducator	Boston University
Erin Geib, M.Ed.	Kindergarten Teacher	Plymouth State University
Danielle Gintof, A.S.	Title 1 Paraeducator	Champlain College
Tammy Giroux	Custodian	n/a
Kaitlin Hart, B.M.	Instrumental Music Teacher	Keene State College
Megan Hayman, M.Ed.	Grade 6 Teacher	Antioch of New England
Margaret Healey, M.Ed.	Grade 6 Teacher	Antioch of New England
Olyvia Hodapp, B.S., B. A.	Grade 6 Teacher	Palm Beach Atlantic University, Southern NH University
Amanda Housden	Special Education Paraeducator	n/a
Kristen Jenkerson	Receptionist	n/a
Olivia Johnson	Special Education Paraeducator	n/a
Corrine Jutton	Administrative Assistant	n/a
Abigail Jutton, B.S.	Elementary Teacher	Plymouth State University
Cameron LaBonte	Special Education Paraeducator	n/a
Austin Learned	Special Education Paraeducator	n/a
Alyce LeBlanc	Special Education Paraeducator	n/a
Tammi Lemay, M.Ed.	Classroom Size Reduction Teacher/Interventionist	University of New Hampshire
Courtney Lutz	Special Education Paraeducator	n/a
Julie Mahoney, B.S.	Special Education Teacher	Bridgewater State University
Carolyn Mallahan, M.Ed.	Reading Specialist	Northeastern University
Rachel Manita, B.S.	Special Education Paraeducator	Plymouth State University
Maranda Marshall	Special Education Paraeducator	n/a
Malinda Mason	Special Education Paraeducator	n/a
Kimberly Massaro M.F.A, M.Ed.	Art Teacher	University of New Hampshire, Utah State University
Scott McCann, B.S.	Grade 4 Teacher	Keene State College
Katherine McCarthy, A.A.	Special Education Paraeducator	Green Mountain College
Teresa McCormack, R.N., M.Ed.	School Nurse	Cambridge College
Dawne McNutt, B.S.	Kindergarten Teacher	Plymouth State College
Michael Moore, B.A.	Grade 6 Teacher	Plymouth State University
Meredith Moriarty, M.Ed.	Special Education Teacher	Simmons College
Rebeka Nesbitt	Special Education Paraeducator	n/a
Caleb Ogden	Special Education Paraeducator	n/a
Marissa Parent, B.S,	Special Education Paraeducator	Granite State College

Inter-Lakes Personnel 2025-2026 School Year

Inter-Lakes Elementary School Grades Pre-K – 6 Continued

Name	Position	Educational Information
Lauren Pelletier, B.S.	Title I Paraeducator	Plymouth State University
Lori Perry, B.S.	Special Education Teacher	Bridgewater State University
Mary Ellen Redway, B.A.	Paraeducator	Simmons College
Carolyn Rideout, A.S.	Special Education Paraeducator	New Hampshire Technical College
James Ruggles	Lead Custodian	n/a
Jennifer Salamanca, M.Ed.	Grade 2 Teacher	Plymouth State University
Juliana Salamanca, B.A.	Library Media Assistant	University of New Hampshire
Amy Sheldon, M.Ed.	Grade 6 Teacher	Plymouth State University
Ashley Shuffleton, M.Ed.	School Counselor	Plymouth State University
Lenore Sousa, B.S.	Title 1 Paraeducator	Dickinson College
Julia Spooner	Special Education Paraeducator	n/a
Erin Stokes, B.A.	Special Education Paraeducator	University of Massachusetts
Betsy Swanker, B.S.	Title I Teacher	Kutztown University
Zachary Swanson, M.Ed.	Physical Education Teacher	Plymouth State University
Kenneth Taylor, Jr.	Custodian	n/a
Quinn Taylor, B.S.	Elementary Teacher	Plymouth State University
Erin Towle, M.Ed.	Grade 2 Teacher	New England College
Sonja Trainham	Special Education Paraeducator	n/a

Inter-Lakes Middle/High School Grades 7 – 12

Name	Position	Educational Information
Amanda Downing, D.A.	Principal	Franklin Pierce University
Linda Otten, M.Ed., C.A.G.S.	Dean of Learning	Plymouth State University
Shawn Quinn, M.Ed., C.A.G.S.	Dean of Students & Operations	Plymouth State University, Southern New Hampshire University
Tracey Burhoe, M.Ed.	Student Services Coordinator	Plymouth State University
Heather Anderson, B.S.	Special Education Paraeducator	Castleton State College
Roy Arceno	Custodian Supervisor	n/a
David Ballou	Special Education Paraeducator	n/a
James Ballou, B.S.	Special Education Paraeducator	Southern Connecticut State University
Anna Barbato-Geer	Special Education Paraeducator	n/a
Rachel Bartlett, M.Ed.	Grade 7 Science Teacher	University of Southern Maine
Mary-Margaret Bedford, M.Ed.	World Language Teacher	Antioch University New England
Monique Belair	Special Education Paraeducator	n/a
Patricia Bogert	Library Media Assistant	n/a
Angela Bouley	Custodian	n/a
Lily Caroline Bourque, B.S.	Administrative Assistant	Lipscomb University
Cynthia Bronson, M.Ed.	Interim School Nurse	Plymouth State University
James Bullitt, B.S.	Special Education Paraeducator	Plymouth State University
Meagan Campbell, M.Ed.	English Teacher	Plymouth State University
Lora Carney, M.Ed.	Mathematics Teacher	Plymouth State College
Owen Carney, B.S.	Special Education Paraeducator	Southern Oregon University

Inter-Lakes Personnel 2025-2026 School Year

Inter-Lakes Middle/High School - Grades 7 – 12 Continued

Name	Position	Educational Information
Gaudencio Carranza, Jr.	Lead Custodian	n/a
Ashley Clark, LNA	Health Room Assistant	LNA Program
Destiny Clifford	Special Education Paraeducator	n/a
Jaclyn Clark, M.Ed.	Special Education Teacher	Plymouth State University
John Connell, Ph.D.	Special Education Paraeducator	Colombia Pacific University
Katherine Criscone, B.A.	Art Teacher	Lewis and Clark College
Michelle Custance, M.Ed.	Special Education Teacher	Plymouth State University
Haley Dennis, B.S.	Physical Education / Health Teacher	Plymouth State University
Joseph Derrick, M.Ed.	STE(A)M Teacher	Plymouth State University
Lori Donahue, M.Ed.	English Teacher	Plymouth State University
Kaitlyn Dubois	Paraeducator	n/a
Emily Eynon, M.A.T.	Music Teacher	University of the Arts, Philadelphia
Jessica Ferren, M.Ed.	Social Studies Teacher	Plymouth State University
Susan Finch, M.M.S.	Mathematics Teacher	Ohio State University
Colleen Forkell, M.Ed.	English Teacher	Franklin Pierce College
Nicholas Gagnon, B.S.	Mathematics Teacher	Plymouth State University
Stacey Gagnon, M.Ed.	School Counselor	Plymouth State University
Daizha Gatherum, M.Ed.	World Language Teacher	Antioch University New England
Christopher Gonzalez, B.S.	Special Education Paraeducator	Plymouth State University
Timothy Hayman, M.S.	Library Media Specialist	University of New Hampshire
Sarah Hengstenberg, M.Ed.	Earth/Space & Life Science Teacher	Plymouth State University
Joshua Hill, B.S.	Special Education Teacher	Plymouth State College
Julia Hird, M.Ed.	Grade 7 Social Studies Teacher	Antioch of New England
Erin Hoag-Wasko	Special Education Paraeducator	n/a
Diane Hueber	Special Education Paraeducator	n/a
Joanne Joy, B.A.	Program Assistant	North Adams State College
Jocelyn Judge, M.Ed., C.A.G.S.	World Language Teacher	University of New England
Terry Kitchen, B.S.	Special Education Paraeducator	Plymouth State University
Katalin Kovacs, M.Ed.	Special Education Teacher	Plymouth State University
Melissa Lafond, A.S.	Special Education Paraeducator	New England College
Jeffrey Langevin, M.S.	Mathematics/Physics Teacher	Bentley College
Melissa LaPan, M.Ed.	School Counselor	Plymouth State University
Cristina LaRue, M.Ed.	Social Studies Teacher	John Carroll University
Joanne Lau, M.S.T.	Computer Science Teacher	University of New Hampshire
Natalie Lyons, M.Ed., C.A.G.S.	Special Education Teacher	Fitchburg State College
Jennifer Malagrida, M.Ed.	Special Education Teacher	Plymouth State University
Natalia Martel, A.S.	Special Education Paraeducator	Middlesex Community College
Kristine McGurkin, M.A.	Science Teacher	University of Phoenix
Joshua McLeod, B.S.	Social Studies Teacher	Plymouth State College
Sara Miller, B.S.	Special Education Paraeducator	Norwich University
Emmalynn Naughton, B.S.	Special Education Paraeducator	Keene State College

Inter-Lakes Personnel 2025-2026 School Year

Inter-Lakes Middle/High School - Grades 7 – 12 Continued

Name	Position	Educational Information
Leslie Nesbitt	Receptionist	n/a
Griffin Nyhan	Grade 7 Language Arts Teacher	Plymouth State University
Mary Nyhan, M.Ed.	English Teacher	Saint Anselm College
Robin O'Rourke	Custodian	n/a
Melissa Otis, M.Ed.	Physical Science Teacher	Plymouth State University
Rebecca Otis, M.Ed.	Grade 8 Mathematics Teacher	Plymouth State University
Sarah Otis, M.Ed.	Mathematics Teacher	Plymouth State University
Theresa Otis, B.S.	Academic/Personal Competency Support	Southern New Hampshire University
Nancy Page	Special Education Paraeducator	n/a
Stephanie Pigott	Special Education Paraeducator	n/a
Patrick Quinn, B.F.A.	Industrial Arts/Technology Teacher	Plymouth State University
Haley Sanders	Special Education Paraeducator	n/a
Jennifer Simon, B.A.	Reading Intervention Paraeducator	Keene State College
Adrienne Smart, B.S.	Special Education Teacher	Plymouth State University
Jonathon Snyder, M.A.	Grade 8 Science Teacher	Plymouth State University
Alex Sobolov, M.Ed.	Physical Education Teacher	Plymouth State University
Whitney Sullivan, M.Ed.	Business Education Teacher	Southern New Hampshire University
Wendy Taylor, M.Ed.	Grade 8 Social Studies Teacher	Antioch University New England
Vilmor Tilib	Custodian	n/a
Terri Tole, B.A.	Special Education Paraeducator	University of Miami
Tiffany Tucker	Special Education Paraeducator	n/a
Jillian Vanasse	Special Education Paraeducator	n/a
Steven Wedick, A.S.	STE(A)M Teacher	Dean College
Johanna Weed, B.A.	Special Education Teacher	University of New Hampshire
Alicia White, A.S.	Guidance Registrar	Dowling College
Gregory Wood, B.A.	English Teacher	Bishop's University
Heather Wood, Ed.D.	Reading and Writing Specialist	Plymouth State University

District-Wide Personnel

Name	Position	Educational Information
Joel Altavesta	District Maintenance	n/a
Stuart Benton, A.S.	District Maintenance	NH Vocational Institute
Renee Brothers	Special Education Secretary	n/a
Jordan Carney, B.A.	Administrative Assistant	University of Colorado at Colorado Springs

Inter-Lakes Personnel 2025-2026 School Year

District-Wide Personnel Continued

Name	Position	Educational Information
Patricia Coes, A.S.	Systems Administrator	New Hampshire Technical College
Nicholas Connell, M.Ed.	Director of School Counseling	Plymouth State University
Jason Cornelissen	Building Automation Technician	n/a
Karen Cotreau, C.A.G.S.	School Psychologist	Capella University
Christopher Crosbie, B.A.	Network Assistant Technician	Westfield State University
Brandi Drinkwine, E.D.S.	School Psychologist	Plymouth State University
Sarah Dumais, M.Ed.	Athletic Director	Southern New Hampshire University
Alice Hervey, M.A.	Speech Language Pathologist	University of Maine
Lisa Hibbert, M.S.	Speech Language Pathologist	Boston University
Maura King, B.S.	ESOL Teacher	Plymouth State University
Shannon May Najem, M.A.	Speech Language Pathologist	Northwestern University
James O'Rourke, B.A.	Integration Assistant/Technician	University of New Hampshire
Erica Pappalardo, Ed.D.	Curriculum Coordinator	Antioch University
Mark Parsons, M.Ed.	Director of Technology	Plymouth State University
Laurie Raymond, M.A.	School Outreach Counselor	University of New Hampshire
Tyler Santucci, M.S.	Occupational Therapist	University of New Hampshire
Brian Swanker, B.S.	Director of Facilities	East Stroudsburg University

Inter-Lakes High School Class of 2025

Delaney Sleeper – President

Celicia Hornkohl, Vice President

Meadow True, Secretary

Jennifer Madigan, Treasurer

Meredith Gerken, Social Chair

Ruby Walker, Marketing Chair

Zoya Hart, Class Marshall

Daniel Weeks, Class Marshall

Mrs. Michelle Custance, Class Advisor
Mrs. Wendy Taylor, Class Advisor

Alec Luis Adorno
Samantha M. Allard
Marissa Paige Anastasio
Nevaeh Balch
Savanna Georgette-Grete Bombard
Benjamin Aeron Bousquet
Chase W. Brown
Deven M. Brown
Edward J. Brown, Jr.
Ryan Tucker Brown
Andrew Charles Bucell
Scott Newton Bugbee
Gabrielle Taylor Clark
Camren Inari Clarke
Dominic Carmine Conforti
Laura Margaret Cove
Lucy Montana D'Ambra
Hazel Iona Dassori-Kaye
Brogan William Donnelly
Mason Drake
Elviira Eklund
Lola Baylee Ferrante
Aiden Fritts
Leah Karen Fraser
Devin Reef Gasque
Meredith Claire Gerken
Emma L. Groleau
Addison Emma Harper
Sebastian Santiago Hart
Garrett Joseph Hayward
Jacob Duncan Hayward
Cecilia Mary Hornkohl
Jaxon J.D. Hurd
Jack Edwards Joyce
Madison Teresa Jutton
Leopold Kusch
Mason Anthony Lakis
Jack LaRhette
Corey Michael Leighton
Hayes Livernois
Malena May Machado
Jennifer Madigan
Sumner Feeman Mills
Alex Nelson
Lilly Grace Nichols
Isaac Nudd-Homeyer
Tagel John Ort
Trinity Pelletier
John Christopher Richardson
Mackenzie Diane Rogers
Dylan Byron Ruel
Andrew Salisbury
Savannah Rose Santana
Kaitlyn Scadova
Autumn Reese Sheehan
Delaney Sleeper
Logan Blake Smith
Teya Smith
Aidan William Snyder
Keegan Donald Snyder
Connor South
Keith Spencer III
Koen David Staples
Justin P. Thomas II
Meadow Lynn True
Ruby Anna Walker

Inter-Lakes High School
2025 Awards and Scholarships

Student	Award/Scholarship
Alec Adorno	CHCC, Meredith Lions, Bill Lamper, Tommy Detolla, Meredith Rotary, ILMA Booster, Richard & Betty Persons,1 Senior Award - Babe Ruth Award
Benjamin Bousquet	Annalee (LRSF), M. Cedarstrom, Doris Donovan, Sandwich Fair
Dominic Conforti	ILCC
Laura Cove	Student Council, Hannah Chaig, M/M Smith, Sandwich Fair
Lucy D'Ambra	Martin Heffernan
Hazel Dassori-Kaye	Annalee, Sandwich Fair, Analee
Brogan Donnelly	CHCC, M/M Smith, Rotary, ILMA Booster, Meredith Police, 1 Senior Award – Meredith Rotary Business Award
Lola Ferrante	Lakes Reg. Boar of RE, Kathy Keegan, Rotary, ILCC
Leah Fraser	Mere, Fire Aux., M/M Smith
Meredith Gerken	CHCC, M/M Smith
Emma Groleau	Schreiter Fam
Sebastian Hart	M/M/ Smith
Garrett Hayward	M/M Smith, Meredith Rotary Club, ILMA Booster
Jacob Hayward	Mack Mcnamara, M/M Smith, Meredith Rotary Club, ILMA Booster
Cecilia Hornkohl	Student Council, Wameset, Tiffany Richards Memorial, Garnet Hill, Schreiter Family, Meredith Rotary Club, Meredith Polics, 2 Senior Awards – The Alumni Award and The Faculty Award
Leopold Kusch	Moultonborough Lions Club, Sandwich Fair, Science Scholarship LRSF, Student Council, 3 Senior Awards – The Faculty Award, English Achievement Award, and The Meredith Rotary Math Award
Mason Lakis	Hart's Turkey Farm, Warner Plummer, Sandwich Fair, 1 Senior Award – Technology Award
Jack LaRhette	1 Senior Award – History Award
Jennifer Madigan	CHCC, Student Council, Lakeside Rebek, Alumni, Booster
Sumner Mills	Meredith Lions Club, Chocura, Meredith Rotary Club, 2 Senior Awards – The Huntress All Around Achievement Award and The American Legion Post #33 Citizen Award
Lilly Nichols	Ashland American Legion
Isaac Nudd-Homeyer	Booster, ILABC, LRSF
Tagel Ort	M/M Smith, L. Krasnow Mem. LRSF
Mackenzie Rogers	D. Kline, Jan Adams, Winni Grange, Meredith Rotary
Kaitlyn Scadova	LRSF - Annalee
Delaney Sleeper	Heart & Hands, D. Kline, Wamesit, CHCC, Bill Lamper Chocura, Hart's Turkey Farm, Alumni, Meredith Rotary 1 Senior Award - DAR award , ILCC
Logan Smith	EM Heath, M/M Smith, Meredith Rotary, ILMA Booster
Aidan Snyder	Ken Boucher, Meredith Rotary, LRSF
Keegan Snyder	Geneva Bartlett, Clyde Dolly Warner Plummer, Meredith Rotary
Connor South	M. Cedarstrom, LR Board of RE, Annalee, Alumni
Meadow True	MVSB, 2 Senior Awards – The Roger H. Wyatt Memo Trophy, and The Babe Ruth Award
Ruby Walker	Martin Heffernan

CCHC *- Center Harbor Congregational Church*
ILCC *– Inter-Lakes Children's Charities*
LSRF *– Lakes Region Scholarship Foundation*
ILABC *– Inter-Lakes Athletic Booster Club*

Boiler Replacement and HVAC Project | Approved March 2025 |

Completed Scope of Work

Inter-Lakes Elementary School:

- Removed the single stage 3 Million BTU 1990 Oil Fired Boiler and the single stage 175 Thousand BTU 2007 Oil Fired Boiler for domestic hot water
- Removed and decommissioned NHDES permit for underground 20,000 gallon oil storage tank
- Furnished and installed (3) gas fired boilers to run in a lead/lag operation that will extend the life of each boiler. This boiler plant will provide 100% redundant capacity, whereas if two boilers were to malfunction, the other two would be able to match the required heating load of the building
- Removed 7 direct drive building pumps and replaced with 2 new VFD building pumps to run lead/lag
- Furnished and installed new propane tank farm for Boiler Plant and Kitchen, restore the site

Inter-Lakes Middle High School:

- Removed the single stage 3 Million BTU 1990 Oil Fired Boiler and the single stage 225 Thousand BTU 2007 Oil Fired Boiler for domestic hot water
- Removed and decommissioned NHDES permit for underground 10,000 gallon oil storage tank
- Furnished and installed (3) gas fired boilers to run in a lead/lag operation that will extend the life of each boiler. This boiler plant will provide 100% redundant capacity, whereas if two boilers were to malfunction, the other two would be able to match the required heating load of the building
- Connect Boiler Plant to existing propane tank farm and restore the site
- Removed existing 1990 era ceiling unit ventilators in Rooms 218, 221, 222, 223
- Furnished and installed (3) new DOAS rooftop units to provide fresh air, heat, dehumidification and cooling functions to include Rooms 110, 112, 208, 209, 215, 216, 217, 219, 220

Final Project Costs

- Rebate from NH Saves and NHEC $67,000 for replacing equipment with high efficiency new equipment

Final Project Cost $1,505,759

Benefits of #2 Oil to Liquid Propane Conversion for ILES & ILMHS

Assumptions:

- Calculations are based on average reported fuel usage at each school for the past three calendar years
- #2 oil fuel cost was assumed to average $3.438 / gallon over those three years
- LP fuel cost was assumed to $1.865 / gallon
- Existing oil boiler efficiencies are assumed to be 80%
- New LP boiler efficiencies are assumed to be 90%
- We did not factor in any wood pellet boiler costs as that cost would remain the same regardless of whether or not oil or propane was in use

Based on the above assumptions we have calculated the following:

Inter-Lakes Elementary School:

- Average reported fuel usage (#2 Oil) over the past 3 years: ~7,200 gal / year ⟶ ~$24,754 in annual fuel cost
- Equivalent projected fuel usage (LP Gas): ~9,677 gal ⟶ ~$18,048 in annual fuel costs
- Projected annual fuel savings: ~$6,706 / year

Inter-Lakes Middle High School:

- Average reported fuel usage (#2 Oil) over the past 3 years: ~9,350 gal / year ⟶ ~$32,145 in annual fuel cost
- Equivalent projected fuel usage (LP Gas): ~12,567 gal ⟶ ~$23,438 in annual fuel costs
- Projected annual fuel savings: ~$8,707 / year

As a final note, we have discussed one other positive outcome (beyond fuel cost savings) that can be attributed switching these boiler plants from #2 Oil to LP Gas…the reduction in CO_2 emissions. Below is a summary of the projected reduction in CO_2 emissions at each school that could be attributed to switching the fuel source at these schools over to LP Gas:

Inter-Lakes Elementary School

- CO_2 emissions (#2 Oil): ~162,992 pounds / year
- CO_2 emissions (LP Gas): ~122,883 pounds / year
- Projected CO_2 emissions reduction: ~40,109 pounds / year

Inter-Lakes Middle High School

- CO_2 emissions (#2 Oil): ~211,664 pounds / year
- CO_2 emissions (LP Gas): ~159,582 pounds / year
- Projected CO_2 emissions reduction: ~52,082 pounds / year

INTER-LAKES SCHOOL DISTRICT

2024-2025
School Year Highlights

Awards

1st	Place - ILHS Mathematics Team: Competed and earned 1st place in the Lakes Region Small Schools category. Achieved 3rd place overall at the state meet (all regions) held at NHTI, with 10 students competing
7	Total Teams for Destination Imagination; 5 Elementary and 2 Middle High School, 38 total students with strong results overall ⟶ Results: Grade 3: 1st, Grade 4: 2nd, Grade 5: 3rd, Grade 6: 2nd, Grades 6/7: 2nd, HS: 2nd
44th	Place - Lakerbots ranked 44th in the New England District out of 190 teams and 391st worldwide out of 3,701 teams (Top 10% in Expected Points Added)
47	Students participated in the Scholastic Art and Writing Awards ⟶ 10 Gold Keys, 13 Silver Keys, 14 Honorable Mentions, 2 Best in Show, 39 Recognition Awards
1	SCS Teacher selected for Oratory Fellowship Ford's Theater - Washington, DC
2	SCS students attended the Oratory Program at Ford's Theatre in Washington, DC, accompanied by the SCS Teacher selected for the Oratory Fellowship
1	Richard C. Evans Distinguished Mathematics Educator Award, NHTM

Band and Chorus

16	SCS, ILES, and ILM/HS Band and Chorus Performances
3	ILM/HS Marching Band Parade Performances
2	Festivals: All New England Choral and All New England Band
5	Lakes Region Music Festivals ⟶ 10 Band/Chorus ILHS Performers and 9 Band/Chorus ILMS Performers

Athletics

323 Rostered and filled athletic spots for grades 9-12

258 Rostered and filled athletic spots for grades 6-8

16 Athletes in Unified Sports
"Unified Sports joins people with and without intellectual disabilities on the same team. It was inspired by a simple principle: training together and playing together is a quick path to friendship and understanding." Special Olympics

316 Games/races/matches that IL High School students participated

186 Games/races/matches that IL Middle School students participated

2 Students qualified for various championships across New England (Gymnastics, Outdoor Track)

9 NH Scholar-Athletes - qualified students were multisport athletes, participated in community service, and earned above a 3.5 GPA

Volleyball State Champions

Donations/Scholarships

$15,329 Donated to SCS, ILES, ILM/HS, & ILSD from 12 unique donations from individuals, businesses, organizations, and accepted by the Inter-Lakes School Board

$132,952 Collected in donations, sponsorships, banner sponsorships, and a pledge from the Quimby Trust for the Light It Up Lakers! Campaign
(This amount reflects only funds collected through the 24/25 SY).

$20,373 Raised by Inter-Lakes for the Special Olympics through the Winni-Dip

$64,349 Collected in donations by the Lakerbots

$94,600 Worth of scholarships for 32 seniors through Inter-Lakes Scholarship Foundation, local organizations, and donors

$18,424 Raised by the Athletics Booster Club

Other Interesting Numbers

4	Out of 4 Schools - SCS, ILES, ILMS, and ILHS - in Good Standing for Federal Accountability
104	Students from SCS, ILES, and ILM/HS participated in Summer Learning 2025
336	Hours of Professional Development provided “in-house”
2,354	Educator engagements in “in-house” professional learning
81,629	Total meals served (breakfast and lunch)
	SCS celebrated 75 years of public education 1950-2025 and received special recognition from the New Hampshire EDies for Personalized Learning and Community Engagement

Inter-Lakes Middle/High School Accreditation

NEASC
NEW ENGLAND ASSOCIATION OF SCHOOLS AND COLLEGES

“Grounded in the experience and expertise of practicing educators since 1885, NEASC Accreditation is a respected, effective, and time-tested methodology for school improvement and growth.”

At Inter-Lakes Middle High School, we maintain accreditation through NEASC and continue to make strong progress on our most recent recommendations. Teachers are finalizing scope and sequence documents for every course, with completion expected by the end of this school year. Our newly developed Portrait of a Graduate, created with input from students, families, staff, and community members, identifies five essential skills supported by “I Can” statements and will be implemented next year. In addition, our school counseling curriculum continues to evolve to meet the academic, social, and emotional needs of all learners.

Dual Enrollment/Early College

Our Dual Enrollment and Early College courses allow students to earn both high school graduation credit and college credit simultaneously, accelerating their postsecondary goals while reducing future college costs. Through partnerships with accredited higher education institutions, students engage in rigorous coursework that strengthens readiness for college and career pathways.

623
COURSE CREDITS

189
COURSES

116
LEARNERS
↳ 58% of Grades 10-12

Advanced Placement (AP)

Our Advanced Placement (AP) programming provides students with access to rigorous, college-level coursework across multiple disciplines, supporting academic challenge and postsecondary readiness. Through alignment with the College Board framework, AP courses emphasize critical thinking, analytical writing, problem-solving, and deep content mastery. Students who participate in AP coursework not only strengthen their transcripts and college applications but may also earn college credit or advanced standing based on their performance on AP exams.

56
JUNIORS AND SENIORS TOOK 77 ADVANCED PLACEMENT (AP) EXAMS

68
EXAMS HAD A SCORE OF 3 OR ABOVE

Huot Career and Technical Center

The Huot Career and Technical Center, a regional program for students at Laconia, Gilford, Belmont, Inter-Lakes, Franklin, Newfound, and Winnisquam Regional High School, provides Career and Technical Education programs that offer:

- New and different learning experiences which combine theory with hands-on learning
- An opportunity to experience a variety of career choices
- Instruction using up-to-date equipment and technology
- The opportunity to develop positive work habits such as self-discipline, responsibility, self-esteem and teamwork
- Connections to colleges and universities for advanced placement through Early College and articulation
- Opportunities to participate in field sites and internships
- The option to earn industry recognized credentials

HUOT PROGRAMS ARE OPEN TO STUDENTS IN GRADES 10- 12

Huot Career and Technical Center *(continued)*

35 **ILHS students enrolled in Huot programs:**

- Automotive Technology: 6
- Building Construction: 3
- Culinary Arts: 2
- Digital Media: 3
- Engineering: 1
- Health Science: 5
- Health Science/Allied Health: 5
- Management & Social Media: 1
- Plumbing, Heating & HVAC: 5
- Principles of Emergency Services: 1
- Teacher Prep: 3

Industry Recognized Certifications Earned

The New Hampshire College and Career Readiness (NH CCR) marker recognizes students who demonstrate the knowledge and skills needed for success beyond high school through multiple pathways. Students may earn the CCR marker by attaining approved industry-recognized credentials through Career and Technical Education (CTE) programs, demonstrating readiness through applied learning and workforce-aligned competencies. This approach reflects New Hampshire's commitment to valuing diverse postsecondary pathways and ensuring students graduate prepared for college, career, and civic life.

35 IRCS earned

Industry Recognized Certifications (IRCs) are certifications which demonstrate a student's industry recognized skill and knowledge in a particular subject area. Student's can earn many of these certifications while attending the Huot program.

Some examples include:

- OSHA (Occupational Safety & Health Administration)
- CPR/First Aid
- Certified Clinical Medical Assistant (CCMA) Examination
- Paraeducator Certification

Animal and Plant Science Winnisquam Agricultural Program

Winnisquam is home to a regional program in agricultural education. The Agriculture Center serves students from Winnisquam Regional High School as well as Belmont, Franklin, Gilford, Inter-Lakes, Laconia and Merrimack Valley high schools. Our classes offer students the opportunity to learn about our world's food, fiber and natural resource systems. The program provides:

- Practical application of academic concepts
- Instruction using equipment standard to the industry
- Exposure to the numerous career options in agriculture
- Assistance in making college and career choices
- Leadership development through participation in the country's premier agricultural youth organization
- Development of skills vital to success in any place of employment
- Authentic connections to the community

4 **ILHS students enrolled in the Animal and Plant Science Winnisquam Agricultural Program**

Career Partnership Program (CPP)

The Career Partnership Program (CPP) is an initiative co-sponsored by The Greater Meredith Program and the Inter-Lakes School District that links local businesses and Inter-Lakes Middle/High School students, opening up new realms of possibility for students by allowing them to explore different career paths. CPP provides students with the opportunities to explore future career paths through job shadowing and internships with hands-on working experience. In addition, we bring local community business members into the classrooms as guest speakers as well as to our two Fall College/Trade Fairs and Spring Job Fair.

Through collaboration with regional employers, learners can earn credentials that qualify toward New Hampshire's College and Career Readiness (CCR) marker, demonstrating applied learning, transferable skills, and clear postsecondary direction.

The Career Partnership Program is just one of the many programs we offer to students to extend their learning outside of the Inter-Lakes classes and classrooms.

9
INTERNSHIPS

7
JOB SHADOWS

7
FIELD TRIPS

11
CLASSROOM GUEST SPEAKERS

7
LUNCHROOM GUESTS

2
COLLEGE FAIRS

1
TRADES FAIR

11
VOLUNTEER OPPORTUNITIES

1
JOB FAIR
[25 BUSINESSES ATTENDED]

Inter-Lakes School District
Class of 2025

66 Seniors
+ 1 Early Graduate

63 Diplomas

2 HiSet Completers

1 Certificate of Attendance (Foreign Exchange Student)

1 Drop Out

0 Returning for 5th Year

Future Plans Class of 2025

45 COLLEGE:
4 YEAR: 53%; 2 YEAR & TECHNICAL: 15%

6 GAP SEMESTER/YEAR

9 ENTERING WORKFORCE

5 OTHER/UNDECIDED

29

Colleges and universities represented in the Class of 2025 acceptance list; some institutions have multiple acceptances

1. Bentley College
2. Berkshire Institute
3. Bryant University
4. Clarkson University
5. Dartmouth College
6. Empire Beauty School
7. Hampshire College
8. Keene State College
9. Lakes Region Community College
10. Maine College of Art & Design
11. Manchester Community College
12. Mass Bay Community College
13. Montana State University
14. Nashua Community College
15. New England College
16. New Hampshire Technical Institute
17. Parsons School of Design
18. Plymouth State University
19. Rutgers University
20. San Diego State University
21. School of the Art Institute, Chicago
22. Southern New Hampshire University
23. University of Arizona
24. University of Montana
25. University of New Hampshire
26. University of Northwestern Ohio
27. University of Vermont
28. Wellesley College
29. Wentworth Institute of Technology

2025 School Year Learner Recognition

The purpose of learner recognition is to acknowledge and honor our learners who have achieved outstanding success while being enrolled in courses on the Inter-Lakes campus. This recognition acknowledges studious dedication and hard work in the areas of Academic and Personal Competencies.

Personal Competency Recognition

› conferred for learners in grades 7-12 at the end of semester 1 ***and*** at the end of semester 2

Academic Competency Recognition

› conferred for learners in grades 9-12 at the end of semester 1 ***and*** at the end of semester 2

Personal Competency Recognition				
	S1 HONORS	S1 HIGH HONORS	S2 HONORS	S2 HIGH HONORS
GRADES 7 - 12	52	245	52	228

Time Management | Preparation & Organization | Perseverance

Cooperation | Engagement | Reflection

Academic Competency Recognition				
	S1 HONORS	S1 HIGH HONORS	S2 HONORS	S2 HIGH HONORS
GRADES 9 - 12	62	86	69	84

26

NH Scholars for the 24/25 SY

Students who qualify for the New Hampshire Scholars course of study complete a rigorous, well-rounded sequence of high school coursework designed to prepare them for success in college and career. This distinction recognizes learners who pursue advanced study in core academic areas, world language, and other key disciplines, demonstrating commitment to academic excellence and postsecondary readiness.

2025 Graduation Recognition

Learners who consistently receive *both* Academic *and* Personal Competency recognition throughout their four-year high school experience may be eligible for graduation honors. The Inter-Lakes Middle/High School began implementing graduation recognition in 2024.

Summa Cum Laude – With Highest Praise	Magna Cum Laude – With Great Praise	Cum Laude - With Praise
9	6	12

Inter-Lakes Technology Devices

ILSD
DEPARTMENT OF INNOVATION & TECHNOLOGY

1,095	CHROMEBOOKS
224	LAPTOP COMPUTERS
125	WIRELESS ACCESS POINTS
101	DESKTOP COMPUTERS
99	CLASSROOM AMPLIFICATION SYSTEMS
98	IPADS
87	CLASSROOM INTERACTIVE PANELS
30	PRINTERS
13	MULTIFUNCTION PRINTERS (COPIERS)

INTER-LAKES SCHOOL DISTRICT

Growth & Proficiency Goals
2025-2026 School Year

NHED FEDERAL ACCOUNTABILITY

PROFICIENCY GOALS

ELA

70.61%

MATH

54.21%

	ELA	MATH
2022 GOALS	ELA: 62.54%	MATH: 50.14%
STATE: 51%		STATE: 40%
INTER-LAKES: 45%		INTER-LAKES: 41%
2023 GOALS	ELA: 64.40%	MATH: 51.05%
STATE: 52%		STATE: 42%
INTER-LAKES: 53%		INTER-LAKES: 44%
2024 GOALS	ELA: 66.11%	MATH: 51.90%
STATE: 53%		STATE: 41%
INTER-LAKES: 55%		INTER-LAKES: 45%
2025 GOALS	ELA: 67.69%	MATH: 52.70%
STATE: 55%		STATE: 42%
INTER-LAKES: 56%		INTER-LAKES: 45%
2026 GOALS	ELA: 69.19%	MATH: 53.47%
STATE: TBD		STATE: TBD
INTER-LAKES: TBD		INTER-LAKES: TBD
2027 GOALS	ELA: 70.61%	MATH: 54.21%
STATE: TBD		STATE: TBD
INTER-LAKES: TBD		INTER-LAKES: TBD

EXECUTIVE SUMMARY

The Inter-Lakes School District strives to enhance the overall quality of education to better prepare all learners for future success. It is through analyzing our data, setting goals, and tracking our progress that we adjust strategies to ensure all learners are meeting high expectations of achievement. This continuous cycle of improvement provides a process that supports incremental improvements over time. ***The Inter-Lakes School District is making consistent progress, over time, as we strive toward excellence.***

Our overall proficiency was slightly above the state average in the spring of 2025. We have been making gradual, incremental gains in overall proficiency in English Language Arts (ELA) and Science over the past three school years. While overall math proficiency is holding steady over the past two years, we remain above the state average. Within the averages, there are many bright spots, the most important one being participation. Although the federal government requires a participation rate of 95% per school, the **N**ew **H**ampshire **E**ducation **D**epartment (**NHED**) allows families to opt out of statewide assessment. Any school falling below the 95% participation rate receives a score of 0 for each learner falling below this threshold, negatively impacting a school's achievement score. Last spring, the district average participation rate was 98% in ELA and Math, an increase from 95%. These figures reflect our community's shared commitment to the value of statewide assessment.

Within our school district averages, there are many other bright spots that reflect areas of pride; your attention will be drawn to them by a blue star and text.

We continue our commitment to academic excellence, which includes:

- Deep analysis of local and state data
- Targeted facilitation of professional development opportunities
- Increased preparation for statewide assessment
- Rigorous progress monitoring and responsive practices
- Expansion of evidence-based instructional resources

We are confident this continued commitment will deliver the aggressive growth goals we have set, and the achievement of the established accountability goals set by **NHED**. The School District is working toward the following growth and proficiency goals for the 2025-26 school year:

→ NHED Accountability 2026 Goals: ELA 69.19% & Math 53.47%
- as measured by NH SAS (Grades 3-8 & 11) and the SAT (Grade 11)
- as measured by NWEA MAP Growth Spring RIT scores falling within or beyond the 61st percentile (Grades K-2)

→ 70% of learners will meet their growth goal as measured by the NWEA: Spring to Spring (K-8) and pre- and post- (Grade 9)

—

- Actions to Support Continuous Growth: **pages 4-7**
- Goals, Demographics, and Recent Performance: **pages 5-16**
- Federal Accountability: **pages 17-20**
- Definitions of Key Terminology: **page 21**

DISTRICT-WIDE ACTIONS
TO SUPPORT CONTINUED GROWTH & PROFICIENCY

- All staff responsible for supporting the administration of the **NH SAS** completed the Test Administration Certification in the fall of 2025 in order to facilitate increased integration of **NH SAS** practice modulars.
- Regular district communication of engagement opportunities for staff to attend state-sponsored professional development events in the areas of Mathematics, Science, English Language Arts, **NH SAS** modulars, data analysis, etc.
- The Curriculum Coordinator has joined the State Assessment Advisory Group and the New Hampshire Accountability Task Force to deepen understanding, engagement, and to support changes to state accountability practices.
- District and School Administrators attended the third annual Statewide Assessment and Accountability Conference.
- School staff attended the Content Advisory Committee to deepen understanding of and provide technical feedback to the development of test questions used on the **NH SAS**.
- Routine integration of the **NH SAS** modulars is integrated into the schools' Assessment Menu.
- Creation of educator resources to support statewide assessment, including a revised checklist to clarify the accessibility features available to all learners.
- Year four of offering opportunities to engage in **Math Empowered** professional development focused on developing engaging teaching practices.
- Expanded integration of **S**elf-**R**egulated **S**trategy **D**evelopment (**SRSD**)for writing in all schools.
- Reallocation of human resources to support student growth and achievement:
    - The assignment of additional paraprofessionals in grade 5 at ILES to support targeted instruction.
    - In grade 8 to support targeted instruction and smaller class sizes due to the high concentration of special education needs.
    - Year two of the position of Student Services Coordinator at Inter-Lakes Elementary School and Inter-Lakes Middle High School and the realignment of the position of Dean of Learning to the Inter-Lakes Middle High School.
- Deepening our commitment to excellence through building new and fostering stronger existing relationships with the community as the district's **strategic plan** is developed.
- Focusing on meeting *and exceeding* our legal responsibilities in the areas of special education, 504 plans, and student supervision.
- Exploring the integration of AI into our practices to increase workflow efficiency and support targeted student learning with the implementation of **Khanmigo**.
- Continued access of **Discovery Education** via grant funding from the **NHED.**
- Strengthening family and community communication and engagement with the implementation of **ParentSquare.**
- Professional development to support our statewide assessment shared through the district's internal, weekly communication tool, the **Friday Focus**.
- Differentiated professional development offerings for teachers and paraeducators hosted during the district's annual **Competency Camp**.
- Intentionally integrating **NH SAS** modulars professional development facilitated by content consultants from the New Hampshire Education Department.
- Expansion of literacy training to support ongoing **structured interventions** for learners in our three schools.

KEY: bold words defined on page 20

INTER-LAKES ELEMENTARY SCHOOL ACTIONS TO SUPPORT CONTINUED GROWTH & PROFICIENCY

- **Year 1 of implementing the *95% Phonics Core Program* in grades 4 and 5 (year two in grade 3 and year 3 in grades K-2).**
- **Year 1 of a school-wide focus on developing stronger behavioral support systems and management strategies. This year we are "Riding the Blue Wave of Respect and Responsibility".**
- **Year 1 of school-wide *Self-Regulated Strategy Development (SRSD) writing instructional model*.**
- Year 1 with aligned literacy intervention across grades levels using the ***95% program intervention resources***.
- Year 1 of the Behavior Support Team to analyze student behavior data and create solutions for trends in tiers 1 and 2 behaviors.
- Year 1 piloting the use of Khan Academy Learning Pathways in grades 5-6 to support individualized learning progress during math practice blocks.
- Year 1 using Mystery Science instructional resources supplemented by our original FOSS kits.
- Year 1 focusing Collaborative Planning Blocks on SRSD training.
- Year 1 of increased Tier 3 instruction through training in both ***Wilson Reading System*** and the ***Orton-Gillingham*** approach for special education teachers and intervention providers.
- Year 3 of separate 30-minute daily blocks for practice and intervention in English Language Arts and Mathematics.
- Year 3 of literacy oversight and instructional support provided by the Reading Specialist and administration during Collaborative Planning Blocks and Professional Development days.
- Year 3 of in-house data wall management, overseen by the Reading Specialist and the math interventionist.
- Year 3 of school counseling lessons designed to proactively and responsively support school-wide needs; lessons are integrated for all learners.
- Year 4 of strategic assessment calendars at each grade level are designed collaboratively by educators and administrators. All grades coherently utilize **NWEA**, Acadience and Mastertrack assessments to support planning for individual student learning.
- Year 4 of routine integration of **NH SAS** modulars in Grades 3-6 and year 1 working towards strategic integration within our core instruction and assessment practices.
- Growing Roots continues to provide access to mental health services.
- Year 6 of ***Wonders*** as an evidence based resource for supporting reading and language comprehension.

Evidence-based strategies

KEY: bold words defined on page 20

SANDWICH CENTRAL SCHOOL ACTIONS
TO SUPPORT CONTINUED GROWTH & PROFICIENCY

- Year one of ***Math Empowered*** leadership training (Principal and one classroom Teacher).
- Year one of a review of math programming and instructional strategies. Budgeting for a partnership with ***Math Empowered***.
- Year one of topic and competency mapping with a focus on the strategic integration of English Language Arts skills in Science and Social Studies.
- **Year one of redesigned Special Education/Intervention Model, supported by two special education case managers. Both professionals trained in *Orton Gillingham*.**
- Year two of in-house licensed therapy provided by *Growing Roots.*
  Year three of implementing a systematic core phonics program from the **University of Florida**, ***UFLI***, in grades K-3, as well as in our intervention programming. Inclusion of the ***Recipe for Reading*** phonics program from ***Orton Gillingham*.**
- Year three of in-house **data wall** management overseen by the school Reading Specialist.
- Year three of strategic assessment calendars at each grade level, designed collaboratively by educators and administrators.
- **Year three of increased literacy oversight and instructional support provided by the school Reading Specialist and administration during Collaborative Planning Blocks and Professional Development days.**
- **Year three of implementing *Self Regulated Strategy Development, SRSD writing strategies.***
- Year four of intentional integration of **NH SAS modulars** in grades 3-6 prior to the spring summative assessment.
- Year six of calibrating on the implementation of effective instructional practices in the area of literacy.
- Year six of professional learning for all K-5 educators to support the implementation of systematic core reading instruction. This includes the addition of ***Morphology Plus*** from **Institute for Multi-Sensory Education, ISME** in grades 4 and 5.
- School counseling lessons designed to proactively and responsively support school-wide needs; lessons are integrated for all learners.

Evidence-based strategies

KEY: bold words defined on page 20

INTER-LAKES MIDDLE HIGH SCHOOL ACTIONS TO SUPPORT CONTINUED GROWTH & PROFICIENCY

- Year one of our Reading specialist, 2 special educators, and 2 paraeducators trained in ***Orton Gillingham*** phonics instruction with 3 of these also trained in ***Morphology Plus*** both through the ***Institute for Multisensory Education, IMSE***
- **Year two of expanded integration of *Self Regulated Strategy Development for Writing, SRSD* in 7th grade classes across all subject areas.**
- Year two of a full-time Reading Intervention Paraeducator working directly with the Reading Specialist delivering literacy interventions.
- Year two of targeted alignment of Science units in K-12 to align with the blueprint of the **NH SAS.**
- Year three of incentivizing statewide assessment practice hours for our learners in grades 7, 8, and 11.
- Year three of our Reading Specialist, Reading Intervention Paraeducator, Special Education Case Managers, and middle school English Language Arts Teachers working collaboratively to plan quarterly reading and writing interventions in grades 7 and 8.
- Year three of practicing Science interims in grade 11 for the **NH SAS** Science assessment prior to the spring summative assessment during Chemistry classes (this year) and Office Hours (previous two years).
- Year three of in-house **data wall** management overseen by the school Reading Specialist.
- **Year four of Grades 7 & 8 teachers routinely practicing modulars with their students in class prior to the spring summative assessment.**
- **Year four of Growing Roots providing increased access to mental health services.**
- School counseling lessons designed to proactively and responsively support school-wide needs; lessons are integrated for all learners.

Evidence-based strategies

KEY: bold words defined on page 20

DEMOGRAPHICS - ECONOMICALLY DISADVANTAGED

To understand our district's performance, it's important to look further into overall results and consider how we serve groups of learners who may face additional challenges. Examining the percentages of economically disadvantaged students and students with disabilities, and how our district compares to others, helps us understand our context and ensure that our strategies support all learners effectively.

During the 2024-2025 school year, the Inter-Lakes School District fell within the Middle 50% of the State for the percentage of **economically disadvantaged** learners, at 28.67%. This fell slightly above the state average of 25.8%. Each dot in the graph below represents a district within New Hampshire. Each district shown in the quadrant highlighted has a similar or higher percentage of **economically disadvantaged** learners *and* a higher percentage of overall proficiency than Inter-Lakes.

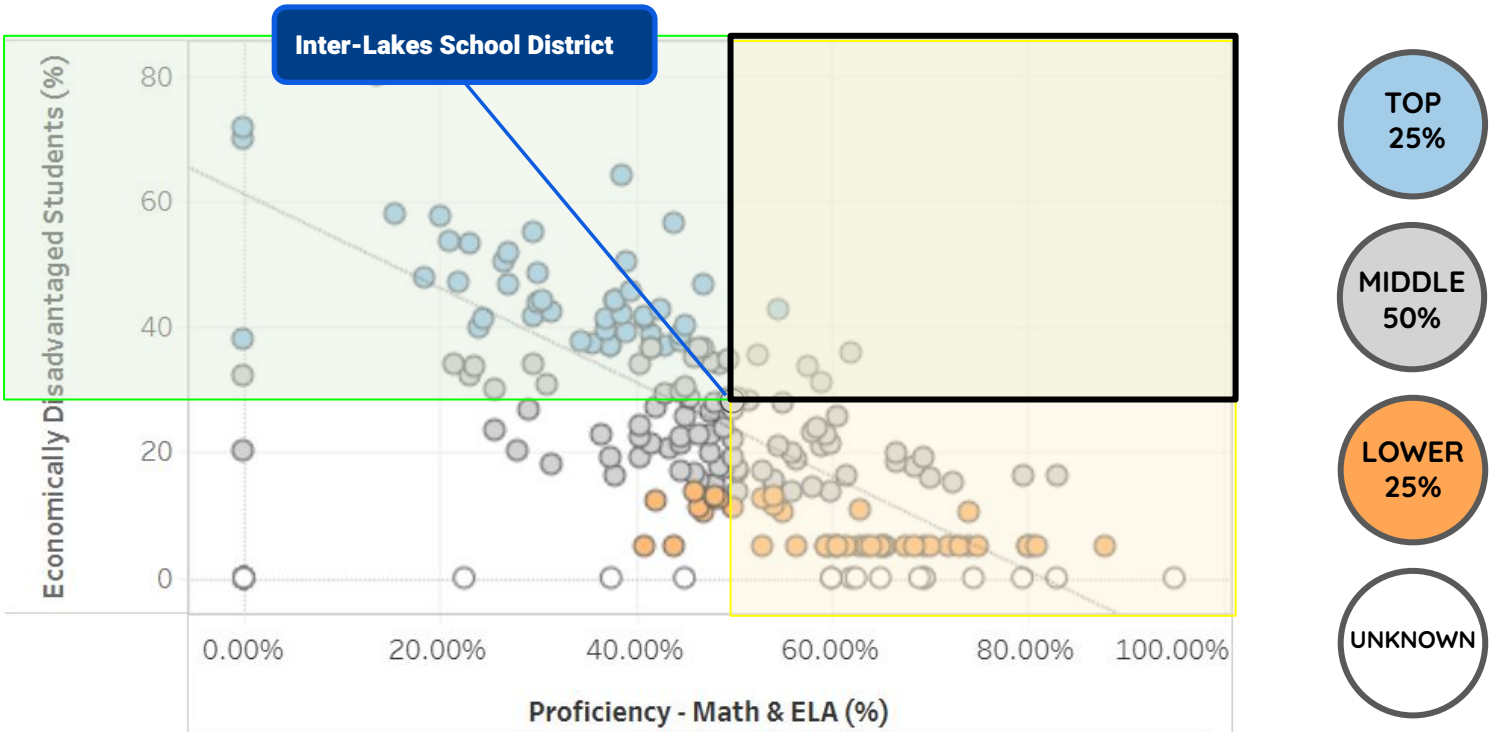

The following chart shows how each school's percentage of economically disadvantaged learners contributes to our district's average, and how our percentages compare to our state averages.

% of Economically Disadvantaged by School					
SCHOOL YEAR	**ILES**	**SCS**	**ILMS**	**ILHS**	**STATE AVERAGE**
2024	31.38%	SUPRESSED DUE TO SAMPLE SIZE	22.97%	20.98%	26.2%
2025	33.33%	SUPRESSED DUE TO SAMPLE SIZE	29.93%	26.61%	25.8%

Additional data and graphs are available on the NHED iPlatform.

DEMOGRAPHICS - LEARNERS WITH A DISABILITY

During the 2024-2025 school year, the Inter-Lakes School District fell within the Middle 50% of the State for the percentage of **learners with a disability**, at 22.21%. This fell at about the state average of 20.7%. Each dot in the graph below represents a district within New Hampshire. Each district shown in the quadrant highlighted has a similar or higher percentage of **learners with a disability** *and* a higher percentage of overall proficiency than Inter-Lakes.

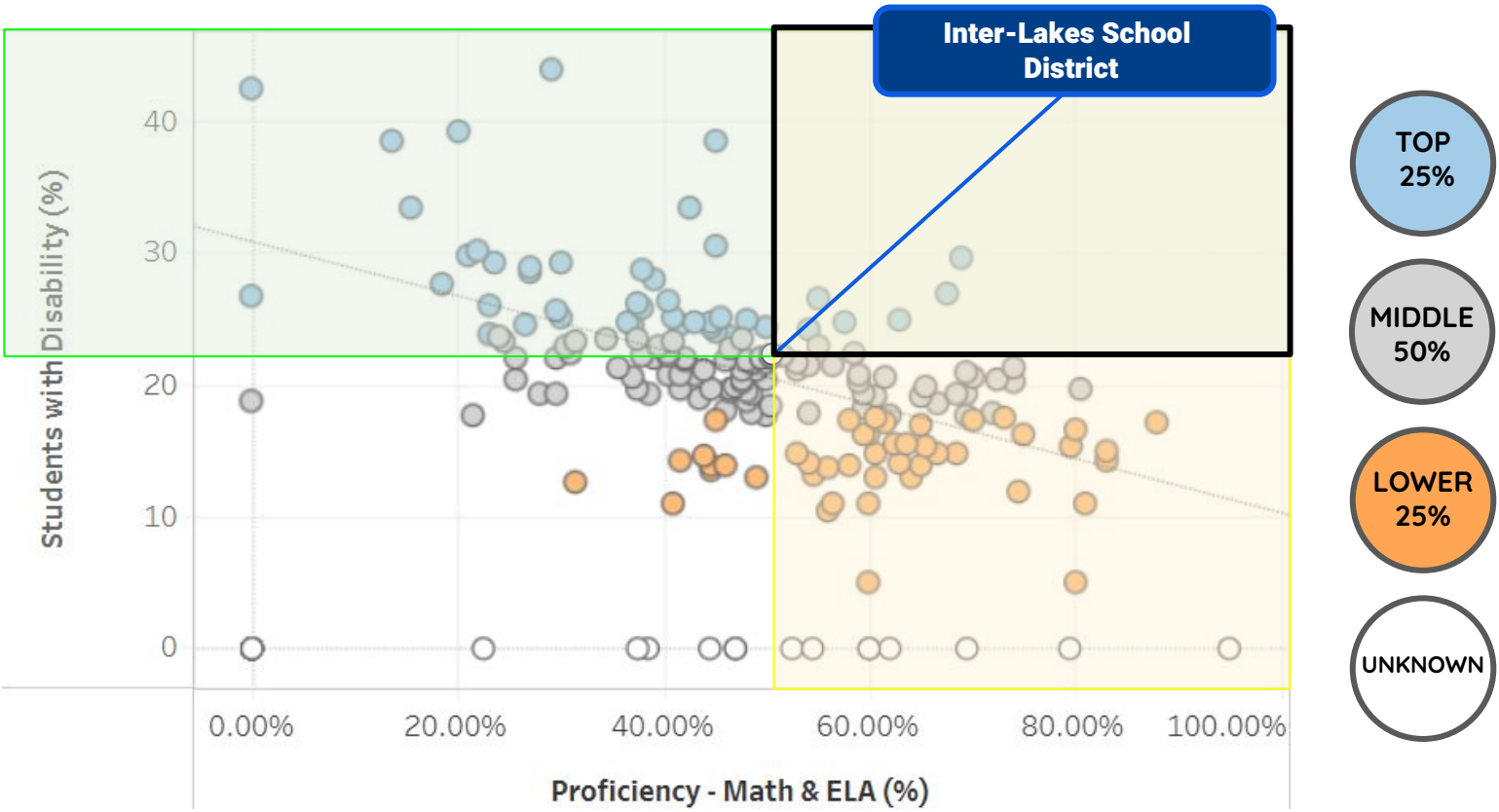

The following chart shows how each school's percentage of learners with a disability contributes to our district's average, and how our percentages compare to our state averages.

% of Learners with Disability by School					
SCHOOL YEAR	**ILES**	**SCS**	**ILMS**	**ILHS**	**STATE AVERAGE**
2024	23.99%	15.79%	17.57%	16.07%	20.3%
2025	22.47%	12.94%	29.83%	20.60%	20.7%

Both the percentage of **economically disadvantaged** and **learners with a disability** have negative correlations with overall proficiency.

There are *very few* other districts with similar or higher percentages of learners who face the additional challenges of being economically disadvantaged and learning disabilities whose overall district proficiency is higher than Inter-Lakes.

Additional data and graphs are available on the NHED iPlatform.

Local Measurements of GROWTH

Our district uses local assessments throughout the year, along with the statewide spring assessment, to monitor student learning and growth. These check-ins give educators timely information about what students know, where they may need support, and how to adjust instruction. A key tool is the NWEA assessment, which measures both achievement and growth. Proficiency shows whether students meet an expected level, while growth shows whether they are improving at a pace that will help them reach or maintain proficiency.

Historically we have defined proficiency by reaching the 41st percentile; in spring of 2023 we raised this benchmark to the 61st percentile to align with emergent research from the field showing the correlation between **RIT scores** and statewide assessment proficiency in grade 3 and beyond. To support strong outcomes for all learners, our district sets annual growth goals in addition to proficiency goals. For 2024–2025, we established an ambitious goal: **70% of students will meet their individual growth goals** as measured from spring 2024 to spring 2025.

These goals are tailored to each student's starting point, ensuring that progress is recognized for every learner, those who need to catch up, those who are already proficient, and those who are ready to extend their learning even further.

The graphs below show the percentage of students in each grade level who met their growth goal over the past year. Students in grades 3 and 8 exceeded our districtwide goal in mathematics, reflecting the hard work of our learners and educators. This data helps us celebrate areas of success while also identifying where additional focus is needed as we work toward continuous improvement across all grades.

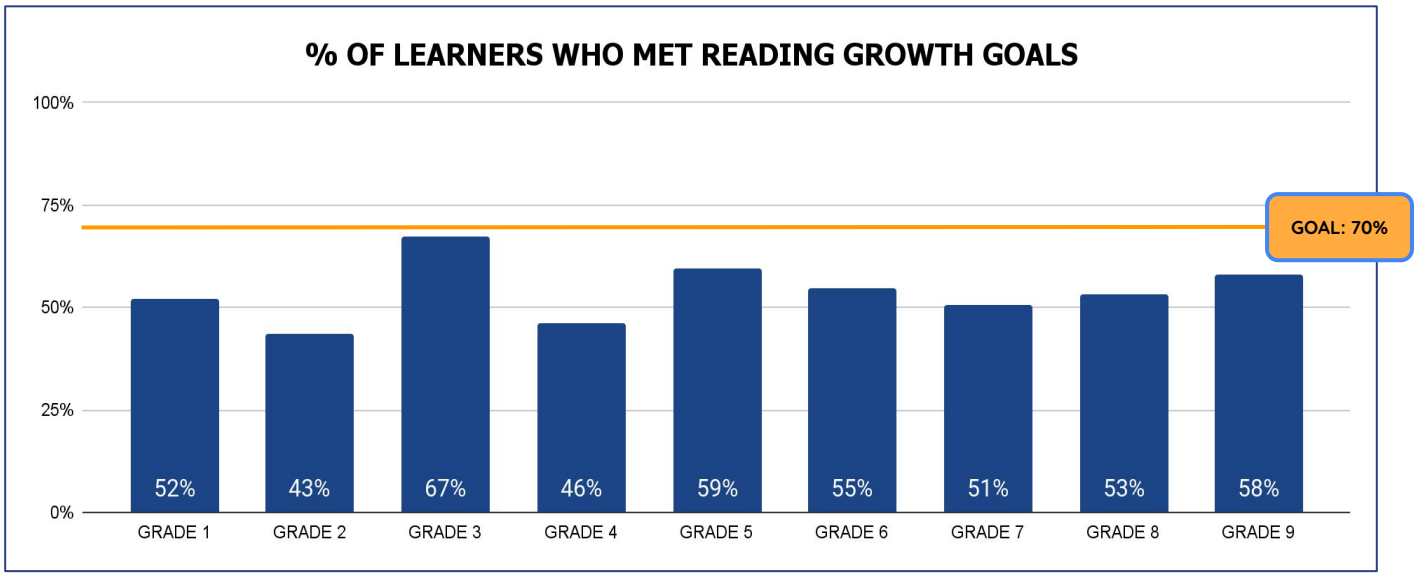

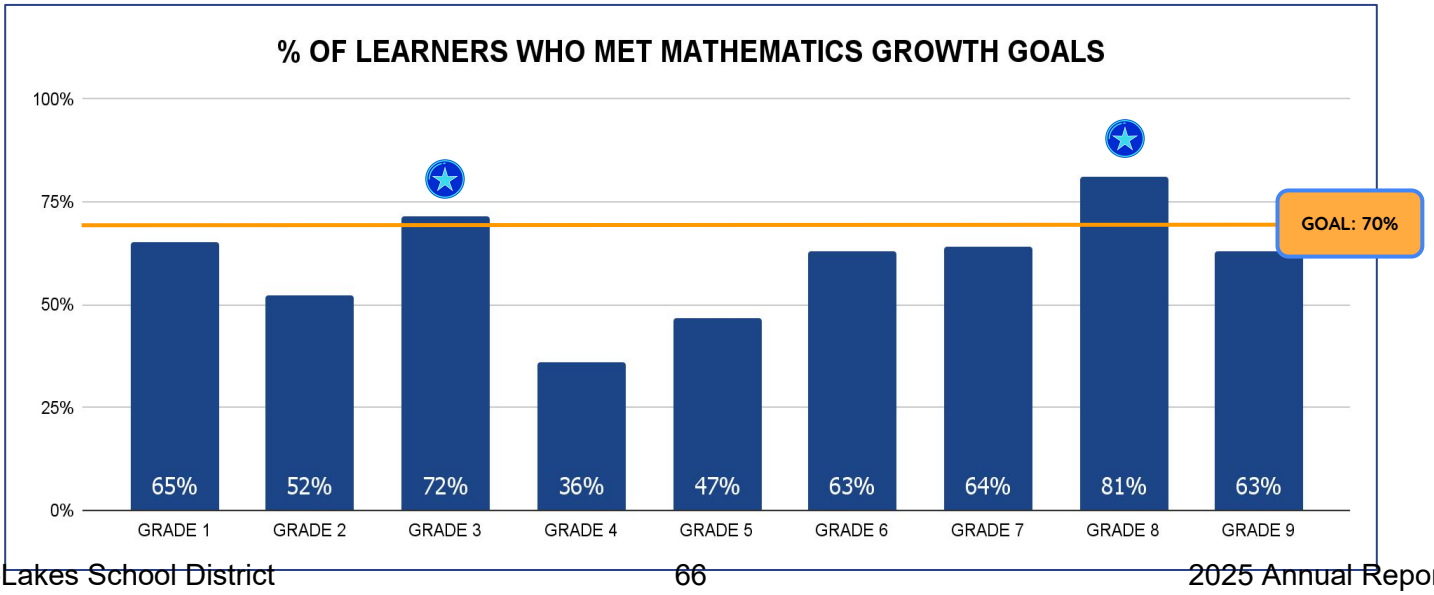

Statewide Measurements of GROWTH

In addition to measuring proficiency, our statewide assessment results also report how much students grow academically each year compared to their academic peers across the state. This metric, the **M**ean **G**rowth **P**ercentile, (**MGP**), helps us understand whether our learners are making expected, higher, or lower levels of progress over time. The charts below show our district's four-year growth trends in English Language Arts and Mathematics. This measurement represents learners' growth in grades 4 through 8.

	2022	2023	2024	2025
ELA Growth	44	56	55	48
Math Growth	41	46	51	54

TOP 25%

MIDDLE 50%

LOWER 25%

The following graphs provide a four-year, historical view of our School District's **MGP** trends on the NH SAS in English Language Arts and Mathematics, by each of the four performance levels.

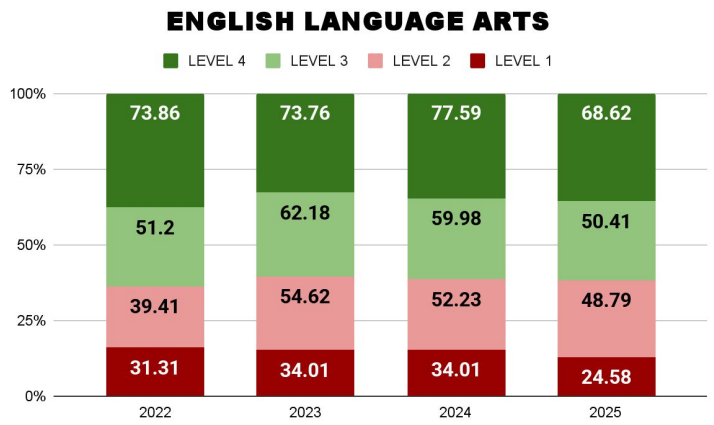

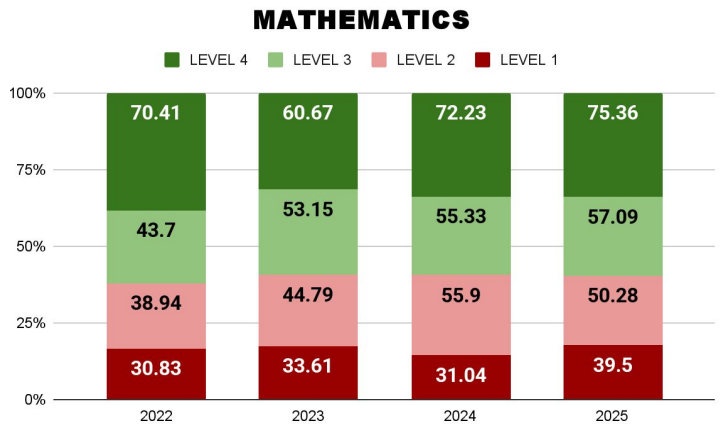

The following graphs provide a breakdown of our School District's **MGP** trends on the NH SAS in English Language Arts and Mathematics from our 2025 results by grade level.

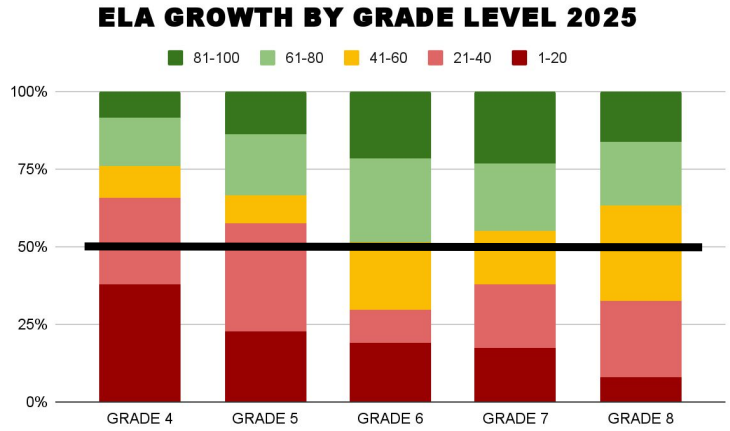

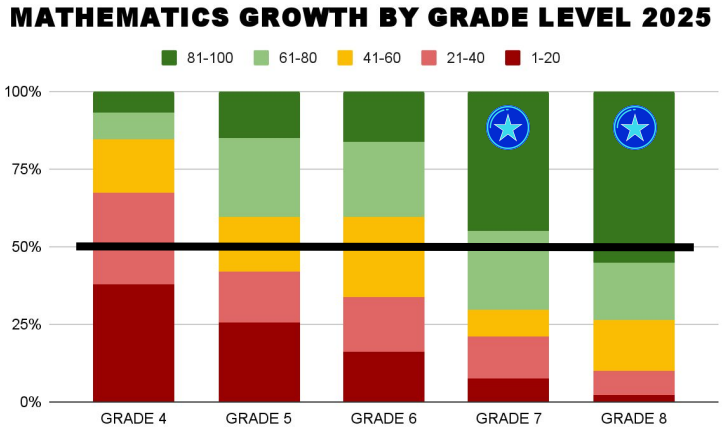

Our learners' growth in mathematics in grades 7 and 8 is significantly higher than our statewide averages.

Measurements of PROFICIENCY

Our district proficiency goals are in alignment with the goals set forth by the **NHED**. In grades K-3 we measure proficiency by the **NWEA MAP** assessments. We define proficiency by reaching the 61st percentile to align with emergent research from the field showing the correlation between **RIT scores** and statewide assessment proficiency in grade 3 and beyond. Our proficiency goals for K-2 are as follows:

→ **By spring 2025, 67.69% of K-2 learners will demonstrate proficiency in Reading.**
→ **By spring 2025, 52.70% of K-2 learners will demonstrate proficiency in Mathematics.**

The graphs below reflects these goals as well as our results from spring of 2025.

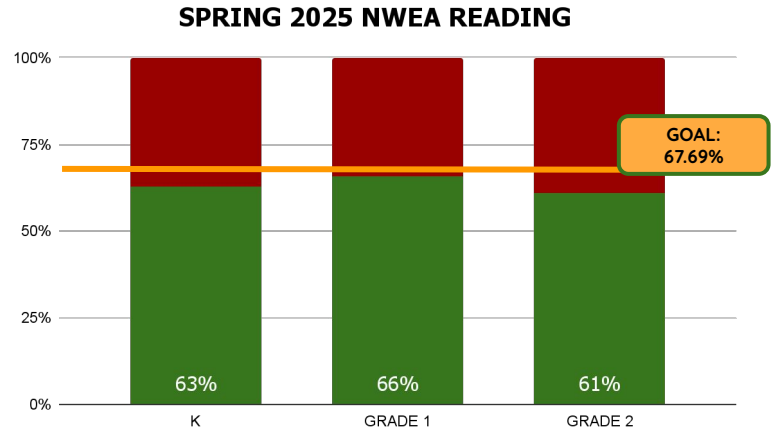

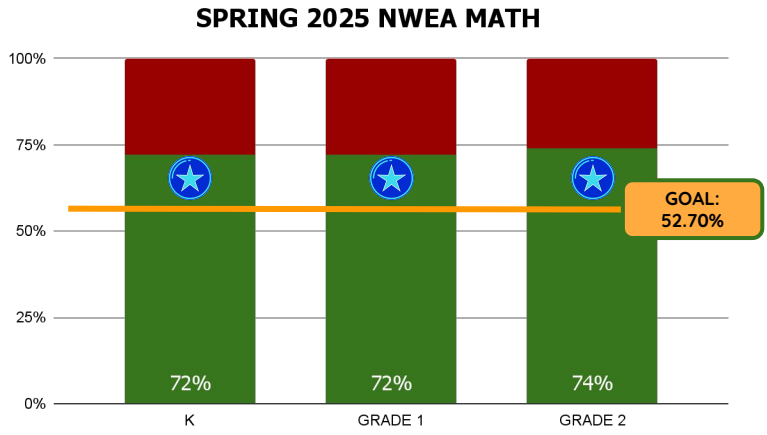

Our second grade % proficient has increased by 20% in both reading and math.

All three of our early primary grade levels have exceeded our proficiency goals in Mathematics.

In grades 3-8 we measure proficiency by our statewide assessment, the **NH SAS**; in grade 11 our statewide assessment is the **SAT**. We define proficiency by scoring a level 3 or 4. Our proficiency goals for these grade levels are in alignment with both **NHED** as well as K-2:

By spring 2025, learners in grades 3-8 & 11 will demonstrate proficiency as measured by the NH statewide assessment, NH SAS & SAT:

→ **67.69% in English Language Arts**
→ **52.70% in Mathematics**

Below are graphs that show how each grade level has performed in and ELA and math on last year's statewide assessment.

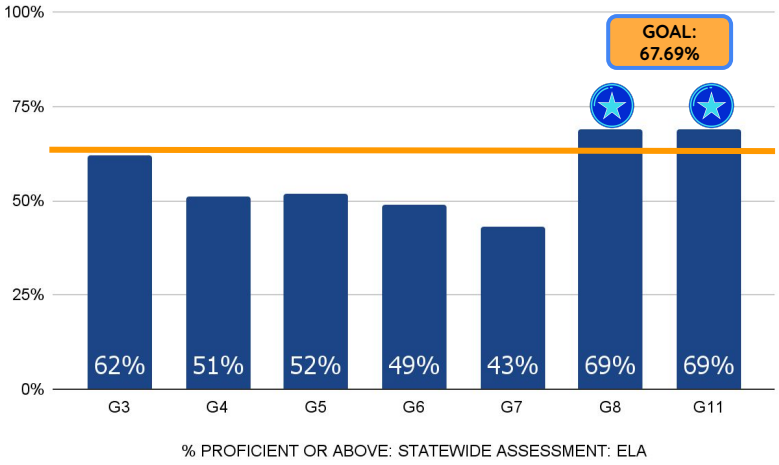

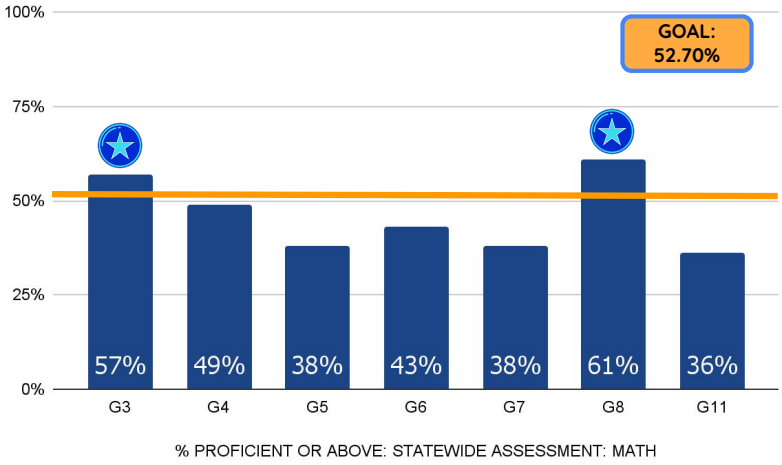

Science Snapshots of GROWTH & PROFICIENCY

While the State of New Hampshire requires assessment of learners in Science in grades 5, 8, and 11, these results are not part of Federal Accountability reporting requirements. We routinely analyze our proficiency performance as measured by the **NH SAS** to inform decisions and promote continuous improvement. Looking back at our 2025 results, grade 8 exceeded the statewide average.

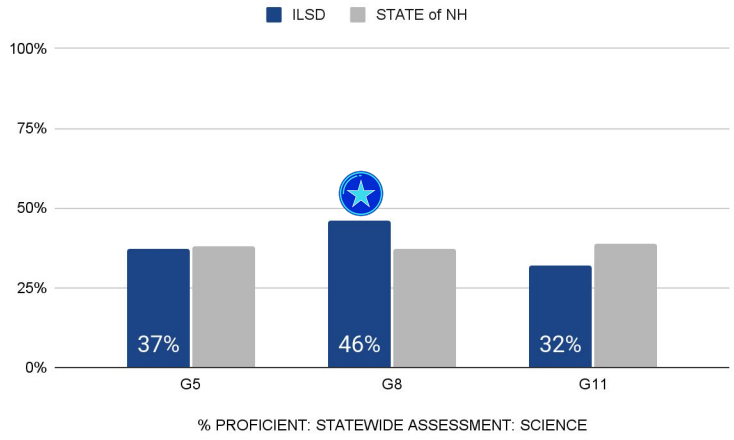

The bar chart to the right shows the School District's five-year, historical results on the **NH SAS**. The percentage of learners meeting or exceeding proficiency in 2025 is the highest percentage in our five-year history. We continue to increase the percentage of learners who are exceeding proficiency.

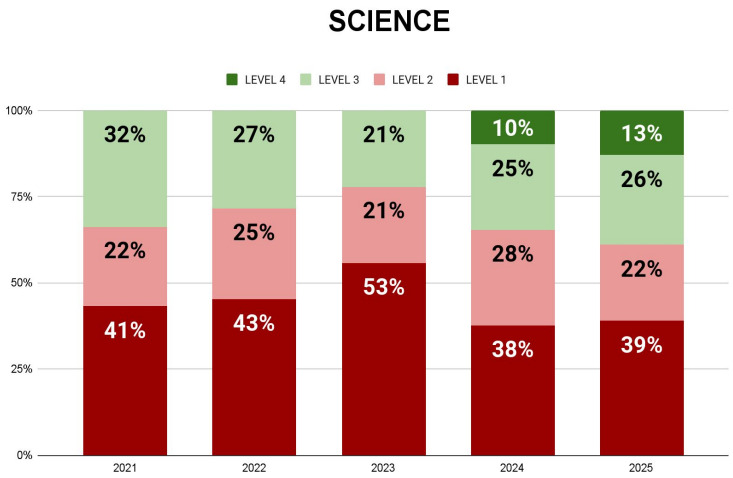

NH SAS Score Key

Level 1 *Below Proficient*	Level 2 *Approaching Proficient*
Students who nearly met the achievement standard	Students who are approaching the achievement standard
Level 3 *Proficient*	**Level 4** *Above Proficient*
Students who met the achievement standard	Students who exceeded the achievement standard

In addition to proficiency goals, we also monitor learner growth as measured by the **NWEA.** The bar chart to the right shows the percentage of learners who met their growth projections from spring 2024 to spring 2025.

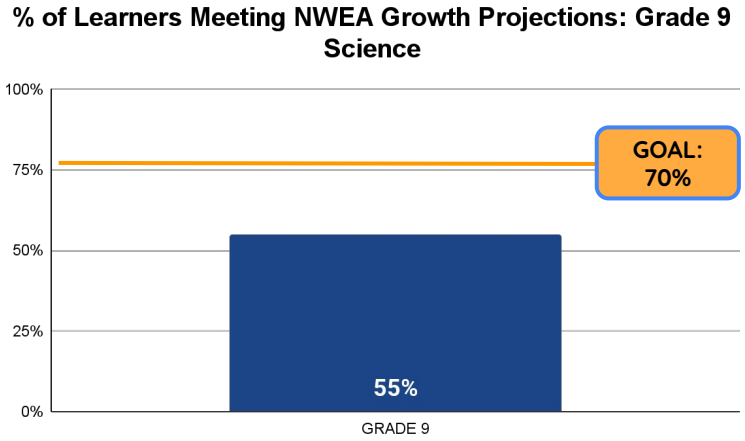

The percentage of learners who score a level 4 continues to increase; 13% of our learners scored above proficient in 2025.

Grade 8 performed higher than the statewide average for the second consecutive year.

In addition to analyzing performance each school year, we engage in historical analysis to inform decisions made throughout the School District. The following graphs provide a five-year, historical view of our results on the **NH SAS** in English Language Arts and Mathematics.

Similar to our trend in Science, the percentage of learners earning a level 4 has increased in both content areas over our five-year history.

NH SAS Score Key

Level 1
Below Proficient

Students who nearly met the achievement standard

Level 2
Approaching Proficient

Students who are approaching the achievement standard

Level 3
Proficient

Students who met the achievement standard

Level 4
Above Proficient

Students who exceeded the achievement standard

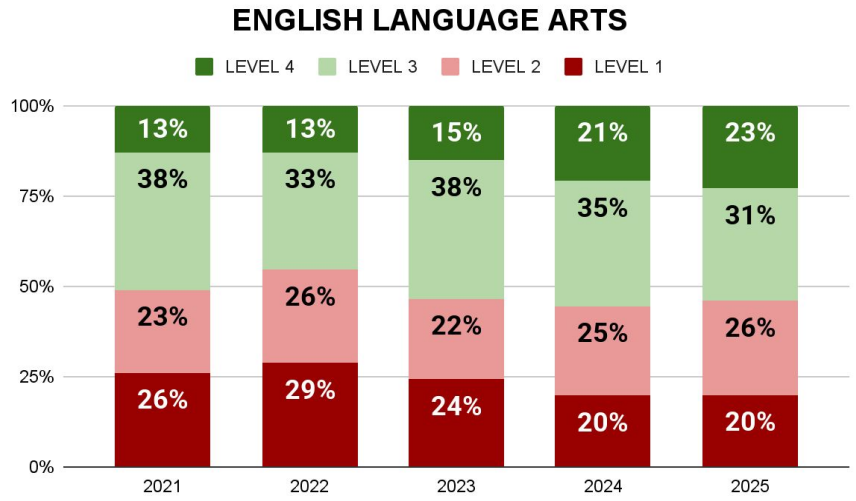

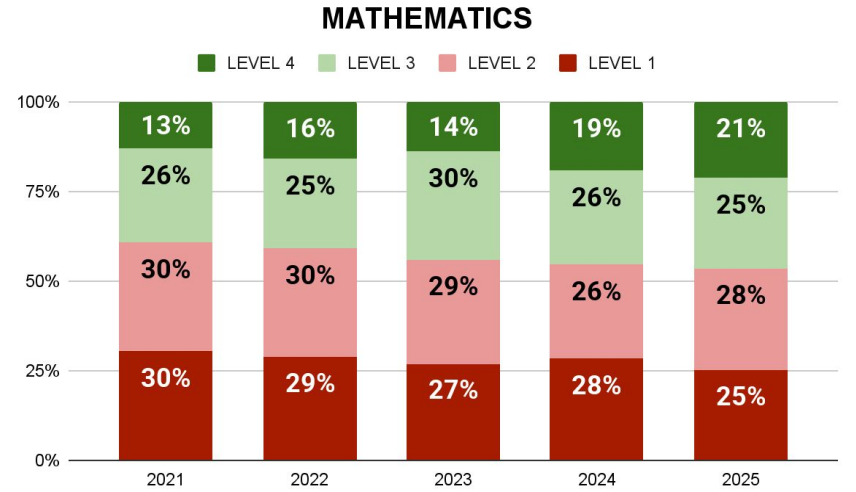

The Inter-Lakes School District is making consistent progress, over time, as we strive toward excellence as evidenced in our five-year history. The trendlines reflect our **consistent progress** in ELA and **steady progress** in mathematics.

School improvement efforts through a gradual, continuous approach is strongly backed by research, which shows that schools thrive when they prioritize incremental, data-informed changes over rapid reforms.

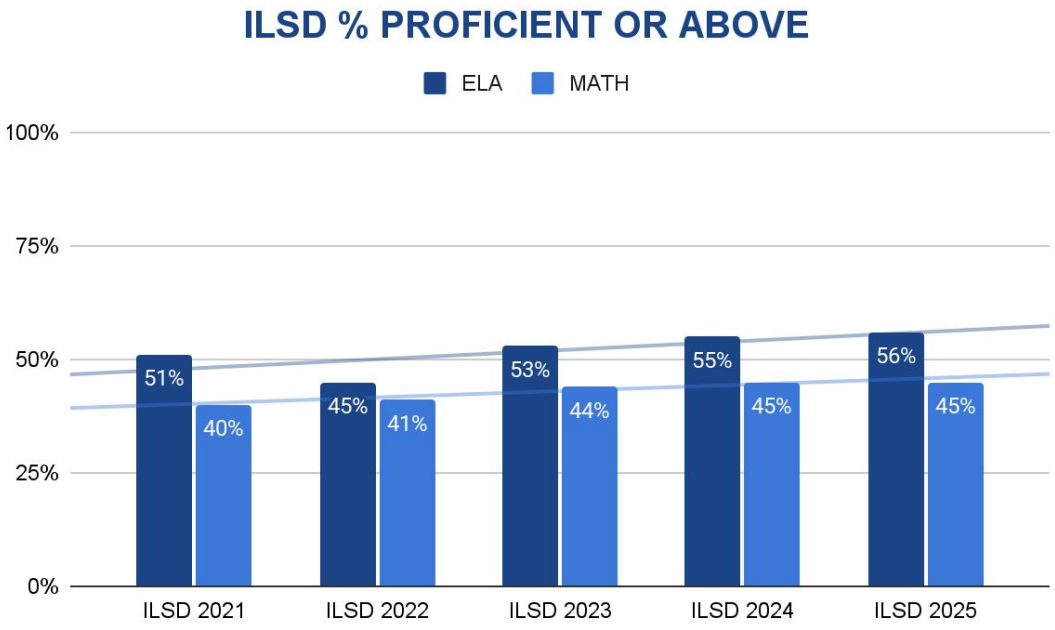

HISTORICAL MEASUREMENTS OF GROWTH & STATEWIDE AVERAGE COMPARISONS

Comparing Inter-Lakes' statewide proficiency to New Hampshire averages helps our community see how our learners are performing in relation to their peers across the state. It provides context for our results, highlights areas of strength, and identifies opportunities for growth, ensuring we continue to make informed decisions to support all students.

Analyzing our district's five-year history, in comparison to the state averages we can complement our consistent progress story. We are making consistent progress over time, *and* we are also making increased gains above the state in Mathematics and English Language Arts.

In English Language Arts, over a four-year history, we have consistently increased our percent proficient (and above) from 45% to 56%.

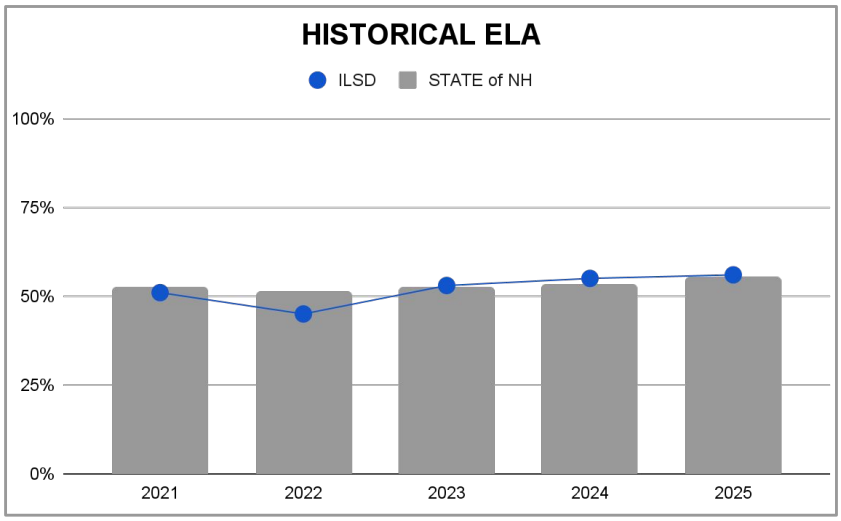

In Mathematics, over a four-year history, we have maintained steady improvements, from 41% to 45%

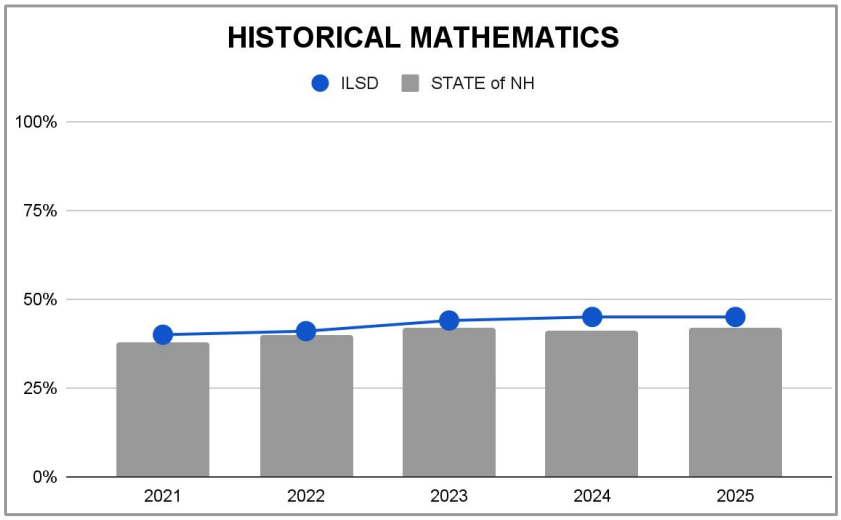

In Science, over a three-year history, we are meeting the statewide average.

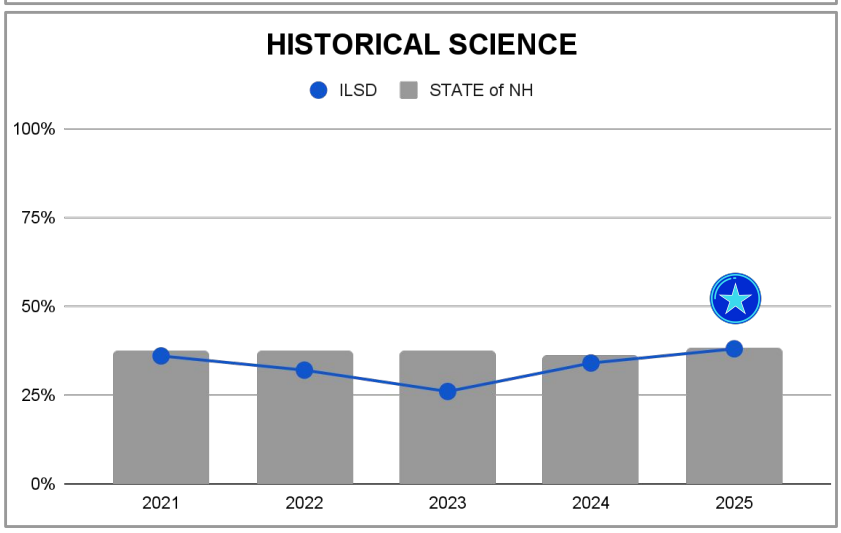

The following graphs show our most recent spring proficiencies in English Language Arts and Mathematics compared to our statewide averages by grade-level. The blue columns represent our Inter-Lakes performance while the grey columns represent our statewide averages.

In English Language Arts, grades 8, and 11 exceeded the statewide proficiency goal.

Grade 3 exceeded the statewide average.

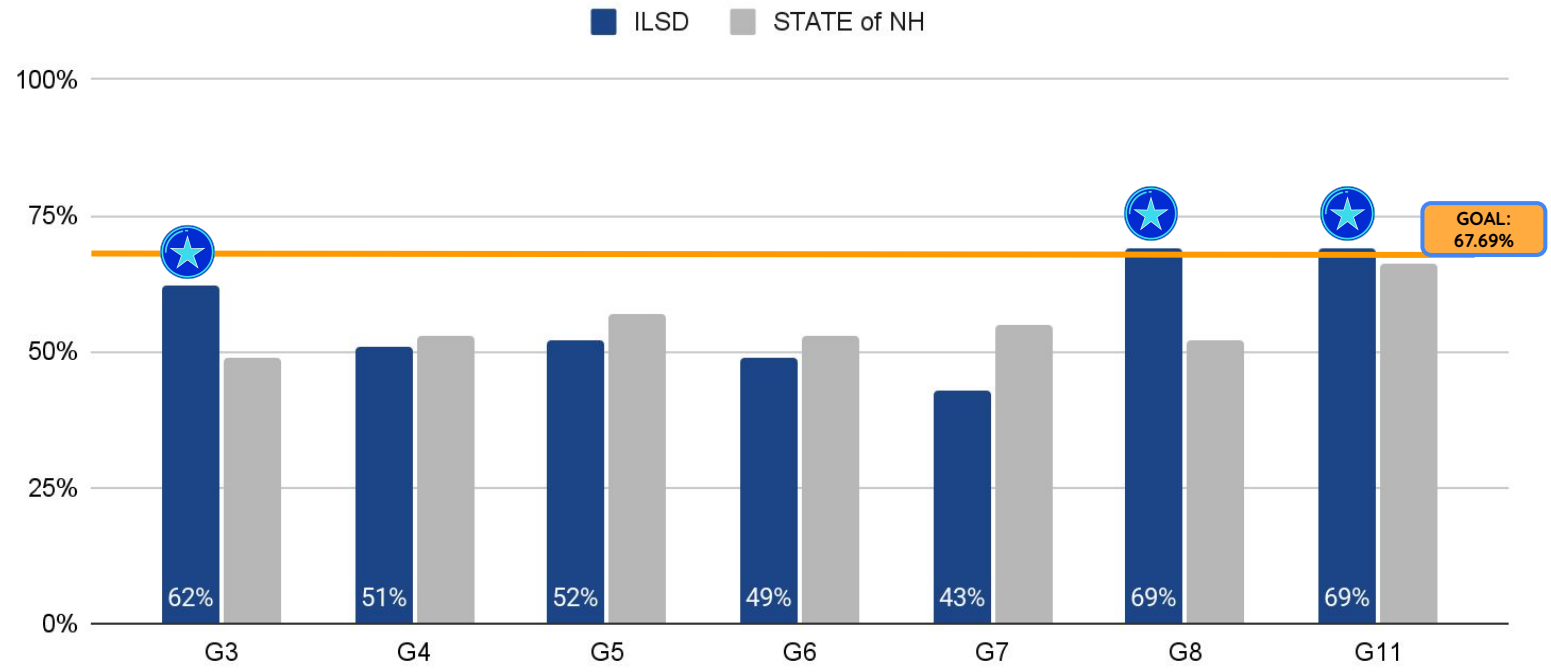

% PROFICIENT OR ABOVE: STATEWIDE ASSESSMENT: ELA

Last spring, in Mathematics, grades 3 and 8 exceeded the statewide proficiency goal.

Grades 6 and 11 exceeded the statewide averages.

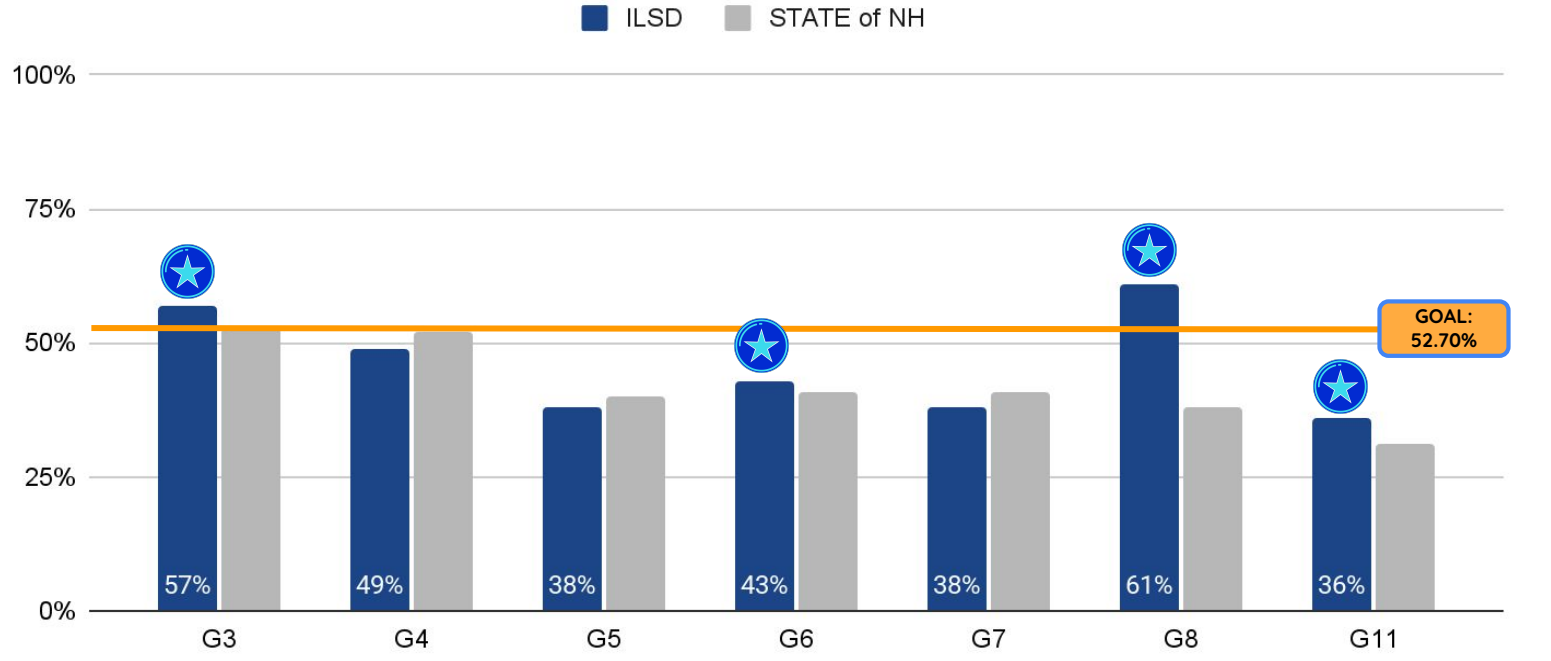

% PROFICIENT OR ABOVE: STATEWIDE ASSESSMENT: MATH

FEDERAL ACCOUNTABILITY

The **E**very **S**tudent **S**ucceeds **A**ct (**ESSA**) requires states to develop an accountability system that measures the academic progress of students and identifies schools in need of the most support. There are many components of the federal accountability system. The long-term and interim goals guide the statewide effort to support all New Hampshire schools and students. Schools in need of the most support are identified by measuring certain indicators required under **ESSA**. The indicator data are reported publicly on the State Report Card for all students and subgroups. Identified schools receive technical assistance and other support to improve their performance. To protect students' personally identifiable information, data points that do not meet the minimum n-size of 11 are suppressed.

ESSA requires states to identify three types of schools and for each level, identification criteria have been established. The **NHED** has created an evaluation tool to help streamline the identification process. This tool takes each of the indicators used and translates ranges of performance into one of four levels. Each school receives four level ratings, one for each criterion. The same indicators are used for subgroups, for example, economically disadvantaged, racial/ethnic groups, students with disabilities, and English Language Learners. Ratings are then populated into a decision matrix that is used to make decisions regarding needed support by rank-ordering schools. It is important to note that some performance criteria can immediately flag a school in need of support, an example being the graduation rate. Any high school whose graduation rate falls at or below 67% is identified as in need of comprehensive support and improvement.

ESSA requires states to establish and measure indicators for academic achievement, growth, graduation rate, progress in achieving **E**nglish **L**anguage **P**roficiency (**ELP**), and school quality and student success. New Hampshire measures the achievement and **ELP** indicators for all schools. The additional indicators are growth and equity for elementary/middle schools, and graduation rate, and **C**ollege and **C**areer **R**eadiness (**CCR**) for high schools. While the Inter-Lakes Middle High School includes grades 7 through 12, our data is separated into two separate schools for federal accountability.

Resource: The NHED, Bureau of Assessment and Accountability

The following page shows each of our schools' historical criteria ratings over a three-year history for each of the indicators used to determine school quality and student success.

FEDERAL ACCOUNTABILITY INDICATORS: ELEMENTARY & MIDDLE SCHOOLS

Academic Achievement
Student performance (Grades 3-8) on ELA & Math on the NH SAS or alternate assessments

Level	Range
Level 1	0.0 - < 2.11
Level 2	2.11 - < 2.60
Level 3	2.60 - < 3.01
Level 4	3.01 - 4.00

	'23	'24	'25
ILES	2.29	2.28	2.36
SCS	2.41	2.87	2.96
ILMS	2.41	2.55	2.48

Growth
Measure of how students are improving annually in comparison to students with similar achievement histories

Level	Range
Level 1	1 - < 40.01
Level 2	40.01 - < 50.00
Level 3	50.00 - < 61.00
Level 4	61.00 - 99.99

	'23	'24	'25
ILES	48.65	46.05	44.06
SCS	54.20	52.92	50.79
ILMS	53.15	62.94	61.24

English Language Proficiency (ELP)
English Learners' growth on the WIDA ACCESS 2.0 assessment

Level	Range
Level 1	0.0 - < 50
Level 2	50 - < 60
Level 3	60 - < 70
Level 4	70 - 99.99

N/A DUE TO SAMPLE SIZE

Equity
Measure indicating how the lowest achieving students are improving

Level	Range
Level 1	0 - < 45
Level 2	45 - < 55
Level 3	55 - < 66
Level 4	66 - 99.99

	'23	'24	'25
ILES	51.68	48.86	40.58
SCS	49.98	56.13	46.25
ILMS	57.26	65.61	63.64

FEDERAL ACCOUNTABILITY INDICATORS: HIGH SCHOOLS

Academic Achievement
Student performance (Grade 11) on ELA & Math on the SAT or alternate assessments

Level	Range
Level 1	0.0 - < 2.11
Level 2	2.11 - < 2.60
Level 3	2.60 - < 3.01
Level 4	3.01 - 4.00

'22	'23	'24	'25
2.26	2.29	2.51	2.58

Graduation Rate
Mean of a school's 4- & 5-year Adjusted Cohort Graduation Rate (ACGR)

Level	Range
Level 1	0 - < 70%
Level 2	70% - < 90%
Level 3	90% - < 94%
Level 4	≥ 94%

'22	'23	'24	'25
86.45	86.08	88.74	89.52

shown in percentages

English Language Proficiency (ELP)
English Learners' growth on the WIDA ACCESS 2.0 assessment

Level	Range
Level 1	0 - < 50
Level 2	50 - < 60
Level 3	60 - < 70
Level 4	70 - 99.99

N/A DUE TO SAMPLE SIZE

College & Career Readiness (CCR)
Percentage of 12th graders meeting ≥ two CCR requirements (i.e. AP courses, ACT scores, CTE programs)

Level	Range
Level 1	0 - < 53%
Level 2	53 - < 65%
Level 3	65 - < 80%
Level 4	≥ 80%

'22	'23	'24	'25
31%	65%	78%	84%

2025 FEDERAL ACCOUNTABILITY STANDING

FEDERAL ACCOUNTABILITY INDICATORS: ELEMENTARY & MIDDLE SCHOOLS

	Academic Achievement Student performance (Grades 3-8) on ELA & Math on the NH SAS or alternate assessments	**Growth** Measure of how students are improving annually in comparison to students with similar achievement histories	**English Language Proficiency (ELP)** English Learners' growth on the WIDA ACCESS 2.0 assessment	**Equity** Measure indicating how the lowest achieving students are improving	**Overall Level**
SCS	LEVEL 3	LEVEL 3	N/A DUE TO SAMPLE SIZE	LEVEL 2	GOOD STANDING
ILES	LEVEL 2	LEVEL 2	N/A DUE TO SAMPLE SIZE	LEVEL 1	GOOD STANDING
ILMS	LEVEL 2	LEVEL 4	N/A DUE TO SAMPLE SIZE	LEVEL 3	GOOD STANDING

FEDERAL ACCOUNTABILITY INDICATORS: HIGH SCHOOLS

	Academic Achievement Student performance (Grade 11) on ELA & Math on the SAT or alternate assessments	**Graduation Rate** Mean of a school's 4- & 5-year Adjusted Cohort Graduation Rate (ACGR)	**English Language Proficiency (ELP)** English Learners' growth on the WIDA ACCESS 2.0 assessment	**College & Career Readiness (CCR)** Percentage of 12th graders meeting ≥ two CCR requirements (i.e. AP courses, Dual Enrollment, CTE programs)	**Overall Level**
ILHS	LEVEL 2	LEVEL 2	N/A DUE TO SAMPLE SIZE	LEVEL 4	GOOD STANDING

Each of our schools are in good standing with Federal Accountability.

Academic achievement at Sandwich Central School has improved consistently over the past three years.

All three of our federal accountability markers at ILHS have improved consistently over the past four school years.

The percentage of learners meeting two or more college and career readiness markers at the High School has significantly and consistently increased over the last four years, moving from a level 3 to 4 in 2025.

College and Career Readiness Markers

In New Hampshire, **C**ollege and **C**areer **R**eadiness (**CCR**) markers help schools and families understand whether students are on track for success after high school, whether they pursue college, career training, or enter the workforce. These markers include indicators such as successful completion of rigorous coursework, industry-recognized credentials, participation in career and technical education, performance on statewide assessments, dual-enrollment or Advanced Placement (AP) coursework, and evidence of essential employability skills and certifications. To be included in our federal accountability measure at Inter-Lakes, a learner must meet **at least two CCR markers** over the course of their high school experience.

CCR markers are important because they provide a comprehensive picture of student preparedness beyond traditional academic measures. They help ensure that every graduate has the knowledge, skills, and experience needed to thrive in a rapidly changing world. By tracking these indicators, our district can better support student pathways, strengthen partnerships with higher education and local industries, and continue creating learning experiences that align with the expectations of college programs and today's workforce.

PERCENTAGE OF SENIORS MEETING CCR MARKERS 2025

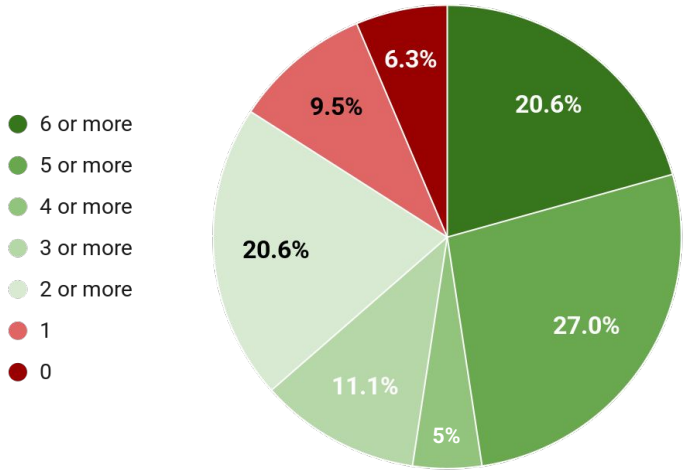

This circle graph provides a visual display of the percentage of seniors meeting **CCR** markers.

- **84% of last year's seniors met two or more CCR markers during their high school experience at Inter-Lakes.**
- **63.5% of our seniors *exceeded* the minimum established by our federal accountability system.**

The graph below shows a detailed breakdown of the various markers last year's seniors successfully completed.

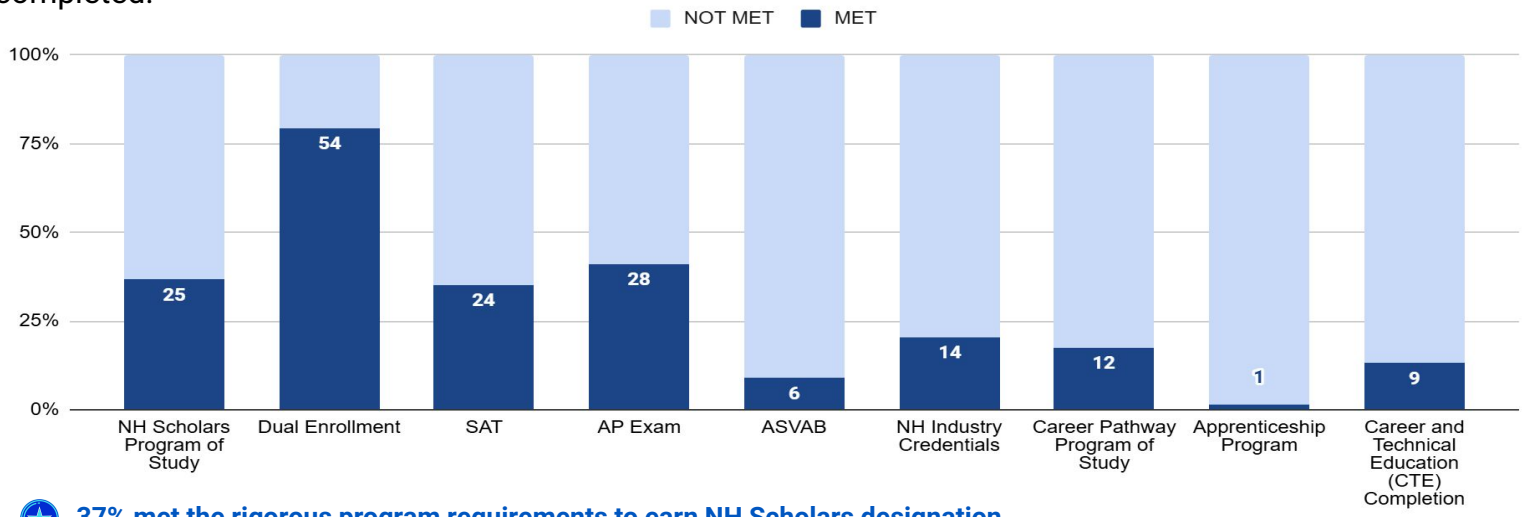

- **37% met the rigorous program requirements to earn NH Scholars designation.**
- **79% successfully completed at least one dual enrollment course; 54% completed two or more.**
- **41% successfully completed an AP exam by scoring a 3 or higher; 19% completed two or more.**
- **62% successfully met rigorous requirements to prepare for industry career training and workforce entry.**

Definitions of Key Terminology

DATA WALL: The data wall is a grade-level, organized collection of each of our learner's historical assessment results from all required and recommended assessments that are administered. The wall is visually coded to reflect areas of celebration as well as of concern and is used to focus reflections and conversations with our educators. Our Reading Specialists manage our data walls in each of our schools.

GROWTH GOAL: The growth goal is an individualized goal that is set for each learner based on their historical performance data. The goal is a prediction of how much a learner will grow over a specified period of time. The prediction is based on the average performance of learners and considers the baseline score, grade level, and when in the academic year the two tests used to estimate growth are administered.

MATH EMPOWERED: Karolyn Wurster, Founder of Math Empowered, has applied the research of Dr. Peter Liljedahl's Building Thinking Classrooms in Mathematics in a wraparound professional development experience for educators organized across the state; this includes active instructional modeling, coaching, and feedback as well as resource development.

MGP: The **M**ean **G**rowth **P**ercentile measures how much students have grown academically over the year compared to peers statewide with similar prior achievement. An MGP of 50 represents typical growth, while higher or lower scores indicate growth above or below the national average. Unlike proficiency, which shows whether students meet grade-level standards, MGP shows how much progress students are making over time.

NHED: The **N**ew **H**ampshire **E**ducation **D**epartment oversees the state's public school system and is headquartered in Concord, NH. The NHED is led by the Commissioner of Education.

NH SAS: The **N**ew **H**ampshire **S**tatewide **A**ssessment **S**ystem refers to the general assessment of English Language Arts, Mathematics, and Science used across the state of New Hampshire. The NH SAS is developed by Cambium Assessment and has been the statewide assessment since 2016. This assessment is administered in grades 3-8 in English Language Arts and Mathematics as well as in grades 5, 8, and 11 in Science. The **S**cholastic **A**ptitude **T**est, or **SAT**, became the statewide assessment in 2016 and this is administered during grade 11 as an assessment of English Language Arts and Mathematics.
The statewide assessment system includes alternative assessments which are used to measure the growth and proficiency of learners who receive specialized educational services. These assessments include the **W**orld-class **I**nstructional **D**esign and **A**ssessment, **WIDA** to measure the language proficiency of our multilingual learners and the **D**ynamic **L**earning **M**aps, **DLM** which measures what our learners with the most significant cognitive disabilities know and can do in the areas of English Language Arts, Mathematics, and Science. Due to our small sample size, results from the DLM and WIDA are not included in this report.

NH SAS MODULAR/INTERIM: The New Hampshire Department of Education works to provide our educators with resources to help prepare our learners for the statewide assessment, such as scoring rubrics, standard blueprints, sample student work, and key vocabulary lists. The modular is a practice environment on the computer that mirrors the statewide assessment experience. These practice questions help our learners understand how to navigate the computer and all of the various tools available to support them, such as spellcheck, embedded calculator, and dictionary access. For our learners on a 504 or IEP, this is also a great way to practice any accommodations that are set up on the platform. Teachers receive the results of learner performance and can use that information to continue to drive instruction.

NWEA: The Northwest Evaluation Assessment is used as a local assessment tool that helps educators identify unique student learning needs, track skill mastery, and measure academic growth over time. The suite of assessments includes the **M**easures of **A**cademic **P**rogress, **MAP** Growth, and the MAP Reading Fluency assessments. These assessments are used in grades K through 9 in Reading and Mathematics as well as in grade 9 Science.

RIT SCORE: The **R**asch **U**nit score is a measurement of a student's academic achievement and growth that is used in the NWEA MAP Growth test. It is an estimate of a learner's instructional level or the level at which they are likely to answer questions correctly 50% of the time.

SELF-REGULATED STRATEGY DEVELOPMENT for WRITING, SRSD: The **S**elf-**R**egulated **S**trategy **D**evelopment is an approach geared to improve students' academic skills through a six-step process that teaches learners specific academic strategies and self-regulation skills. This process is designed to help students learn, use, and adopt the strategies used by skilled writers.

A. New Hampshire Parental Bill of Rights

I. All parental rights are reserved to the parents of a minor child in this state without obstruction or interference from any school. These rights include, but are not limited to, the right:

1. To direct the upbringing and the moral or religious training.

2. To direct the education, including the right to choose to enroll the minor child in an assigned resident public school, a public charter school, a non-public school, including a religious school, a home education program, or any other state-based education program, as authorized by law, as an alternative to public education, as set forth in RSA 193:1 and RSA 194-F:1, et seq.

3. To request that a minor child be enrolled in a public school other than the public school assigned to them by their residence to avoid a manifest educational hardship, as set forth in RSA 193:3.

4. To enroll his or her minor child in gifted or special education programs if the child qualifies for such programs.

5. To inquire of the school or school personnel and promptly receive accurate, truthful, and complete disclosure regarding any and all matters related to their minor child, unless an immediate answer cannot be provided when the initial request is made, in which case, the answer shall be provided no later than 10 business days after the request.

6. To be informed of the school's policy regarding discipline policies and procedures, as set forth in RSA 193:13.

7. To obtain access for a minor child to public curricular courses and co-curricular programs offered by the local school district where the student resides while choosing to enroll their child in a non-public, public chartered, home education, or any other state-based education program, as set forth in RSA 193:1-c and RSA 194-F:2, II(d).

8. To inspect any instructional material used as part of the educational curriculum within a reasonable period following a request, as set forth in 20 U.S.C. section 1232h(c)(1)(C).

9. To opt out of health or sex education and any other objectionable material, as set forth in RSA 186:11, IX-b and IX-c.

10. To be advised of and have the right to opt the minor child out of any nonacademic survey or questionnaire.

11. To opt out of any district-level data collection relating to his or her minor child not required by federal or state law.

12. To exempt their public-school minor child from participating in required statewide assessments in English, language arts, mathematics, and/or science, as set forth in RSA 193-C:6.

13. To receive information regarding the level of achievement and academic growth of their minor child in the state academic assessments in English, language arts, mathematics, and/or science, as set forth in the Every Student Succeeds Act, 20 U.S.C. section 1112 (e)(1)(B)(i).

14. To receive a school report card and be informed of his or her minor child's attendance requirements and compliance with such requirements.

15. To access and review all education records relating to their minor child within 10 business days after the day the school receives a request for access, as set forth in RSA 189:66, IV and 34 C.F.R. 99.5.

16. To consent in writing before the state or any of its political subdivisions, including, without limitation, any school pursuant also to the provisions of RSA 189:68, III-V, makes a video or voice recording, unless such recording is made during or as part of a court proceeding or part of a forensic interview in a criminal or other investigation by the bureau of child protective services or it is to be used solely for the purpose of a safety demonstration, including the maintenance of order and discipline in the common areas of a school or on student transportation vehicles.

17. To be notified whenever seclusion or restraint has been used on their minor child as set forth in RSA 126-U:7.

18. To access and review all medical records of their minor child maintained by a school or school personnel, unless otherwise prohibited by law.

19. To exempt their minor child from immunizations if, in the opinion of a physician, the immunization is detrimental to the child's health or because of religious beliefs, as set forth in RSA 141-C:20-a and RSA 141-C:20-c.

II. Federal law provides for additional parent and family involvement for schools that are receiving Title I, Part A; Title I, Part C (migrant); Title III, Part A (EL) funds, including:

1. The right to receive information, including student reports, in an understandable and uniform format and to the extent practicable, in a language that parents can understand, as set forth in 20 U.S.C. sections 1112(e)(4); 1114(b)(4); 1116(e)(5); and 1116(f).
2. Upon request of the parent, the right to receive information regarding state qualifications of the student's classroom teachers and paraprofessionals providing services to their minor child, as set forth in 20 U.S.C. section 1112(e)(1)(A)(i-ii).
3. The right to receive an annual local educational agency report card that includes information on such agency as a whole and each school served by the agency, as set forth in 20 U.S.C. section 1111(h)(2)(A-B)(i-iii).

B. <u>Dissemination</u>

Pursuant to RSA 189-B:5, II, the Board directs that the Superintendent **to** cause a **complete copy of Section A** (the Parental Bill of Rights) of this policy to be published:

1. Each year in the School District's annual report each year;
2. Permanently on the District's website; and
3. Each year in every student and employee handbook.

Legal References:

NH Statutes	**Description**
RSA 126-U	Limiting the Use of Child Restraint Practices
RSA 141-C:20-a	Immunization
RSA 141-C:20-c	Exemptions
RSA 186:11, IX-b	Health and Sex Education
RSA 186:11, IX-c	Objectionable Course Material
RSA 186:11, IX-d	Duties of State Board of Education
RSA 186:11, IX-e	Notice to Parents/Guardian Required
RSA 189:66	Data Inventory and Policies Publication
RSA 189:67	Limits on Disclosure of Information
RSA 189:68	Student Privacy
RSA 193:1	Duty of Parent; Compulsory Attendance by Pupil
RSA 193:13	Suspension and Expulsion of Pupils
RSA 193:3	Change of School or Assignment, Manifest Educational Hardship or Best Interest, Excusing Attendance
Federal Regulations	**Description**
34 CFR. Part 99	Family Educational Rights and Privacy Act Regulations
Federal Statutes	**Description**
20 U.S.C. § 1232h	Protection of Pupil Rights Amendment (PPRA)

PRC: 08/08/25
Approved: 08/12/25