



Activity Support




Sight Word Splash ****Use Monday, Wednesday, and Friday****

Directions




1. Cut out words and  pieces
2. Put the words in a bag or box
3. Shake it up!
4. Take turns pulling a word and reading it. If you read it correctly, you keep it! If not, put it back in the bag.
5. If you get a  card, put all of your cards back in the bag!
6. The first person to collect 20 words wins!



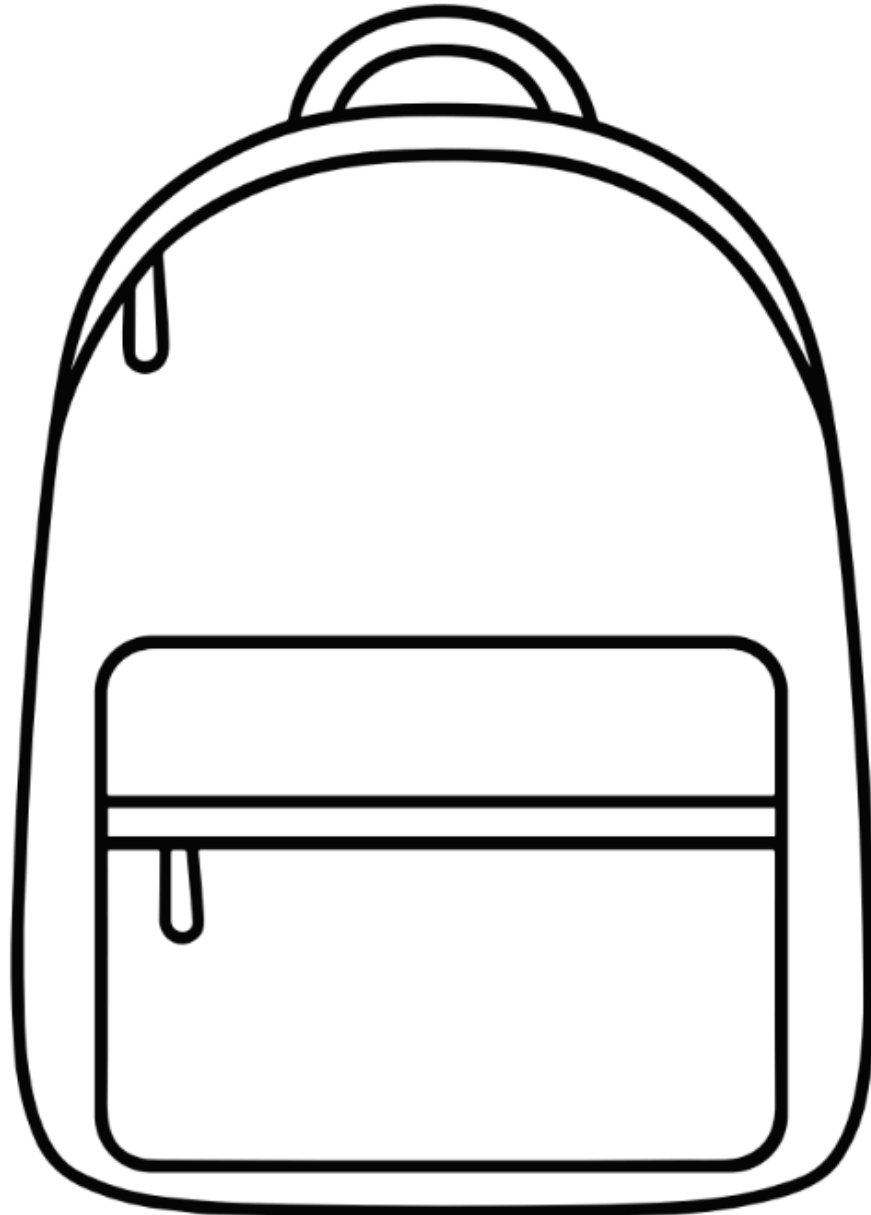
Sight Word Splash ****Use Monday, Wednesday, and Friday****

the	of	and	a
to	in	is	you
	that	it	he
was	for	on	are
as	with	his	they
	I	at	be
this	have	from	or
one	had	by	words
	but	not	what
all	were	we	when

Sight Word Splash ****Use Monday, Wednesday and Friday****

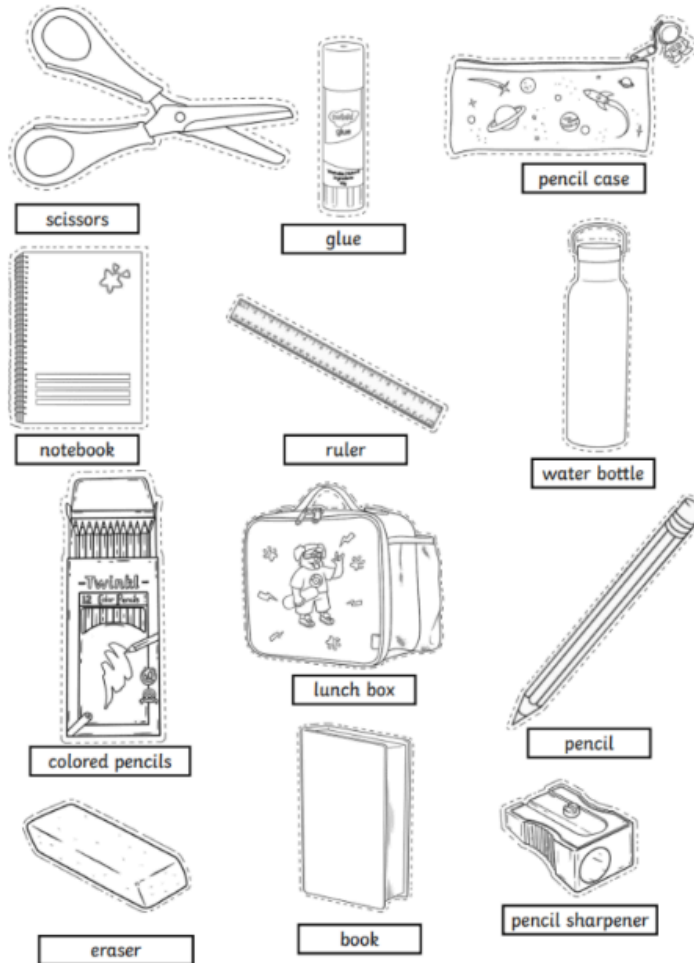
your	can	said	there
 SPLASH	use	an	each
which	she	do	how
their	if	will	up
 SPLASH	other	about	out
many	then	them	these
so	some	her	would
 SPLASH	make	like	him
into	time	has	look
two	more	go	see

What's in my backpack?



What's in my Backpack

Color your backpack. Color the school supplies and cut them out. Glue them on the backpack. Tell your family about your backpack!



Counting Practice

Directions:

1. Fill in the numbers on the chart
2. Practice saying the numbers in English



Need help? ↓

 **Numbers 1 To 100**

1 = One	34 = Thirty-four	67 = Sixty-seven
2 = Two	35 = Thirty-five	68 = Sixty-eight
3 = Three	36 = Thirty-six	69 = Sixty-nine
4 = Four	37 = Thirty-seven	70 = Seventy
5 = Five	38 = Thirty-eight	71 = Seventy-one
6 = Six	39 = Thirty-nine	72 = Seventy-two
7 = Seven	40 = Forty	73 = Seventy-three
8 = Eight	41 = Forty-one	74 = Seventy-four
9 = Nine	42 = Forty-two	75 = Seventy-five
10 = Ten	43 = Forty-three	76 = Seventy-six
11 = Eleven	44 = Forty-four	77 = Seventy-seven
12 = Twelve	45 = Forty-five	78 = Seventy-eight
13 = Thirteen	46 = Forty-six	79 = Seventy-nine
14 = Fourteen	47 = Forty-seven	80 = Eighty
15 = Fifteen	48 = Forty-eight	81 = Eighty-one
16 = Sixteen	49 = Forty-nine	82 = Eighty-two
17 = Seventeen	50 = Fifty	83 = Eighty-three
18 = Eighteen	51 = Fifty-one	84 = Eighty-four
19 = Nineteen	52 = Fifty-two	85 = Eighty-five
20 = Twenty	53 = Fifty-three	86 = Eighty-six
21 = Twenty-one	54 = Fifty-four	87 = Eighty-seven
22 = Twenty-two	55 = Fifty-five	88 = Eighty-eight
23 = Twenty-three	56 = Fifty-six	89 = Eighty-nine
24 = Twenty-four	57 = Fifty-seven	90 = Ninety
25 = Twenty-five	58 = Fifty-eight	91 = Ninety-one
26 = Twenty-six	59 = Fifty-nine	92 = Ninety-two
27 = Twenty-seven	60 = Sixty	93 = Ninety-three
28 = Twenty-eight	61 = Sixty-one	94 = Ninety-four
29 = Twenty-nine	62 = Sixty-two	95 = Ninety-five
30 = Thirty	63 = Sixty-three	96 = Ninety-six
31 = Thirty-one	64 = Sixty-four	97 = Ninety-seven
32 = Thirty-two	65 = Sixty-five	98 = Ninety-eight
33 = Thirty-three	66 = Sixty-six	99 = Ninety-nine

Page 1 2 - +

Counting Practice

Let's Count 1 to 100

Write the missing numbers.

1 3 6 8 9

11 14 15 17 19 20

21 22 24 26 28 29

 32 33 35 37 39 40

41 42 44 46 48 49

 53 55 56 57 58 60

61 62 64 65 67 69 70

 72 73 74 76 77 78

81 83 85 87 89

91 92 93 94 96 98 99

Sentence Unscramble

Sentence Unscramble!



Directions: Unscramble the sentences to write a complete sentence that makes sense for the photo shown. Add a capital letter to the beginning word, and add punctuation at the end of the sentence.



wins

a boy

the race

Sentence Unscramble

Sentence Unscramble!



Directions: Unscramble the sentences to write a complete sentence that makes sense for the photo shown. Add a capital letter to the beginning word, and add punctuation at the end of the sentence.




of the storm

is afraid

the dog

Sentence unscramble

Move the words around to form a sentence.



bone.

dog

The

has

a

Sentence unscramble

Move the words around to form a sentence.



has

apples.

tree

The

red

Look and Say What Is Happening!



Look and Say What Is Happening!



Look and Say What Is Happening!



Look and Say What Is Happening!



Look and Say What Is Happening!



Look and Say What Is Happening!



Attribution Required (Barl Osadchi/Shutterstock.com) - Vanessa James figure skating.jpg

Look and Say What Is Happening!



Look and Say What Is Happening!




Look and Say What Is Happening!

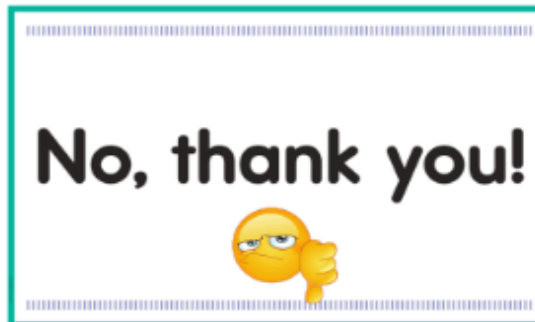


Look and Say What Is Happening!



Favorite Foods Sort

1. Cut the cards. 
2. Sort the food pictures under yum  or no thank you 
3. Write 4 sentences about any of the foods



Favorite food sort



cookies



pasta and meatballs



sushi



watermelon



pancakes



broccoli



cereal



yogurt and fruit



ketchup



cheese



olives



corn



egg



peanut butter



milk

Favorite Food sort

Need help?

It is _____

They are _____

I see _____

I want _____

I need _____

I have _____

I like _____

I don't like _____

Roll and speak

Need Help?

It is _____

They are _____

I see _____

He has _____

She has _____

They have _____

I need _____

want _____

Make A Dice


1. Cut 

2. Fold 


3. Glue 

4. Play! 

DICE OUTLINE




All About Me



This is me.

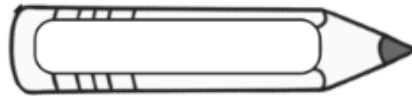
My favorite color is:



My favorite book is:



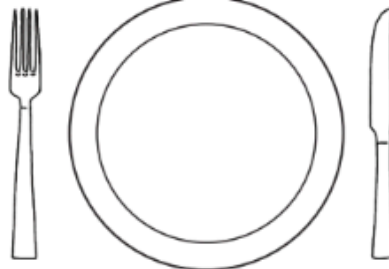
My name is:



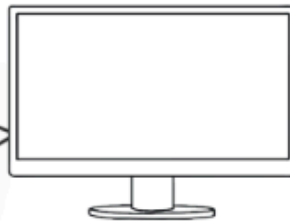
My birthday is:



My favorite food is:



My favorite television show is:



Look and Write



Look at the picture. Write 3 sentences about what you see.



Look and Write

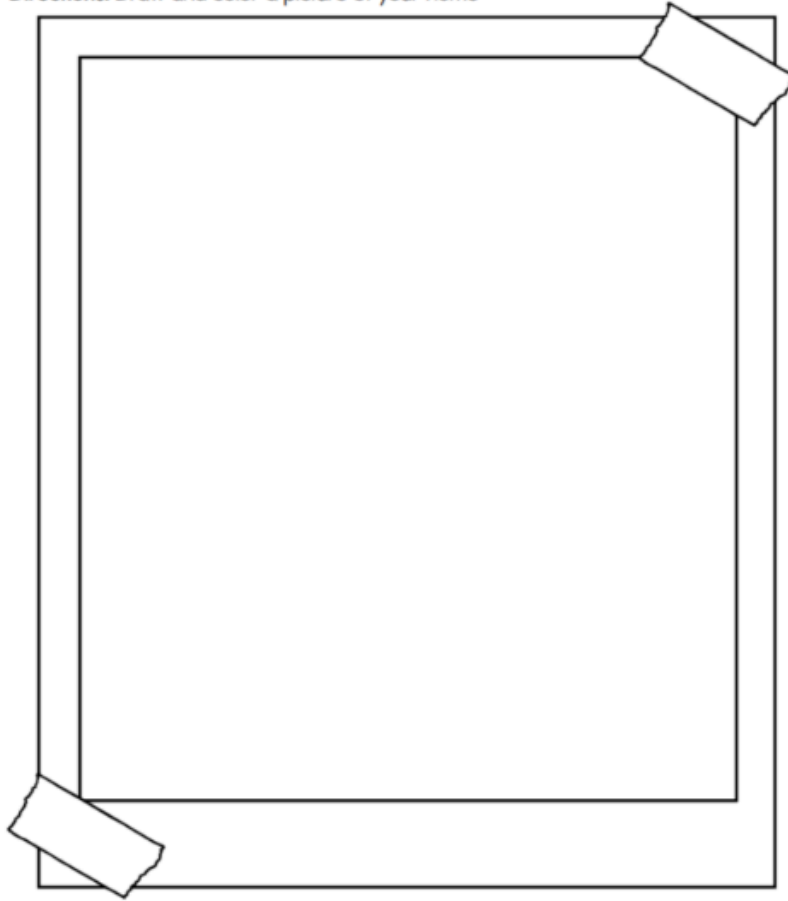


Look at the picture. Write 3 sentences about what you see.



Draw your home

Directions: Draw and color a picture of your home






Write a sentence.

My home is _____ and _____

Need help?

big small pretty quiet loud clean messy fun warm

Alphabet Sort

1. Cut the letters. 
2. Mix them up. 
3. Practice matching the correct letters together. 



Alphabet Sort

I i

J j

K k

L l

Q q

R r

S s

T t

M m

N n

O o

P p

U u

V v


W w

X x







Y y

Z z

Food Match Game



Food Match Game

		
		
apple	banana	taco
pizza	carrot	popcorn

Food Match Game

avocado	orange	mango
lemon	figs	fish
hotdog	tomato	lettuce
egg	corn	cheese

FOOD MATCH GAME

Food match game

FOOD MATCH GAME

Directions:

1. Cut the cards. ✂
2. Place the cards picture down.
3. Turn over 2 cards. Read the word and say the name. If they match keep them them. If not, turn them back over.
4. The next player does the same.

The winner is the person who has the most cards at the end!



Picture Prompts

Picture Prompts



Directions: Look at the pictures. Talk about what you see.



Asking Questions

- Who do you see?
- What is happening?
- Where are they?
- Why do you think ...?
- How ...?

Answering Questions

- I see ...
- It looks like ...
- This is ...
- I think ... because ...

Picture Prompt



Asking Questions

- Who do you see?
- What is happening?
- Where is he?
- Why do you think ...?
- How ...?












Answering Questions

- I see ...
- It looks like ...
- This is ...
- I think ... because ...

Roll the Dice Game

LET'S PRACTICE ENGLISH!

Roll the dice. Look at the number. Choose one picture under that number and use it in a sentence.


						
cat 	tree 	bus 	pizza 	snowman 	truck 	
ball 	teacher 	sun 	fish 	jacket 	notebook 	
flower 	hand 	airplane 	apple 	horse 	spoon 	

Need help?

It is _____
 They are _____
 I see _____
 I want _____
 I need _____
 I have _____
 We have _____
 She has _____
 He has _____

Make A Dice

1. Cut 
2. Fold 
3. Glue 
4. Play! 



Name the Coin

Money Identification (Coins)

Name the Coin

Look at each coin. Write the coin's name in the blank.



This is a _____.



This is a _____.



This is a _____.



This is a _____.



This is a _____.



penny, \$0.01,
one cent



nickel, \$0.05,
five cents



dime, \$0.10,
ten cents



quarter, \$0.25,
twenty-five cents

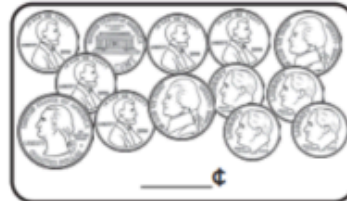
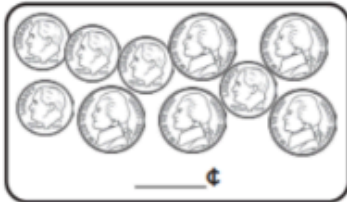
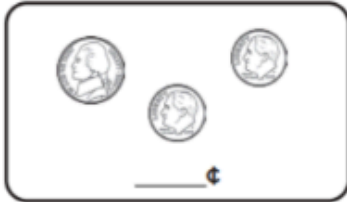
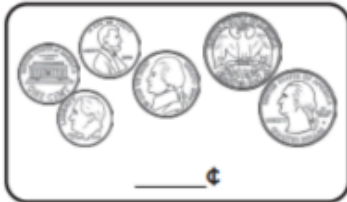


half-dollar, \$0.50,
fifty cents

Name the Coin


Directions:

1. Add the coins.
2. Write the answer on the line.





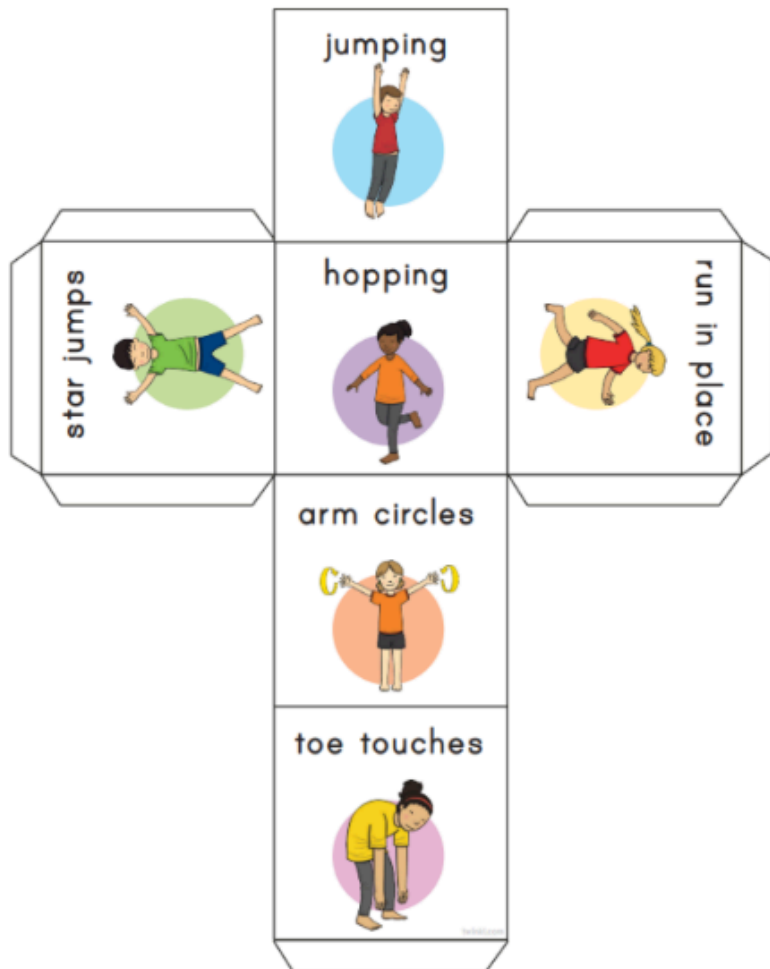
COMIC DRAWING

Finish the comic by drawing and writing in the boxes and speech bubbles.




Let's Get Moving!

1. Cut the dice. 
2. Glue the dice. 
3. Roll the dice. Use the word in a sentence and do the motion 10 times!



All About My Family



My Family Selfie



My Home



My family loves to













My Country

School Vocabulary Word Search

Directions: Find each word in the puzzle and cross it out.

s	c	i	s	s	o	r	s	c	h
q	b	a	t	h	r	o	o	m	c
z	s	t	u	d	e	n	t	s	t
p	v	p	m	s	b	o	o	k	e
n	f	e	a	z	v	o	g	s	a
l	p	n	r	z	v	k	q	c	c
b	a	c	k	p	a	c	k	h	h
t	p	i	e	q	p	k	r	o	e
v	e	l	r	y	y	n	q	o	r
f	r	v	s	x	q	h	e	l	n

Word List

school	
students	
scissors	
book	
backpack	
bathroom	
pencil	
paper	
markers	
teacher	

TELL A STORY

Look at the pictures. Tell a story!

Who



Where



When



FIRST



NEXT



LAST



Need help?

This story is about _____.

I see _____.

He is _____.

She is _____.

They are _____.

First they _____.

Next they _____.

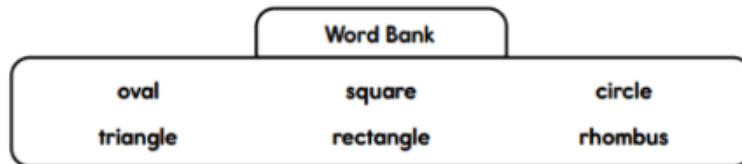
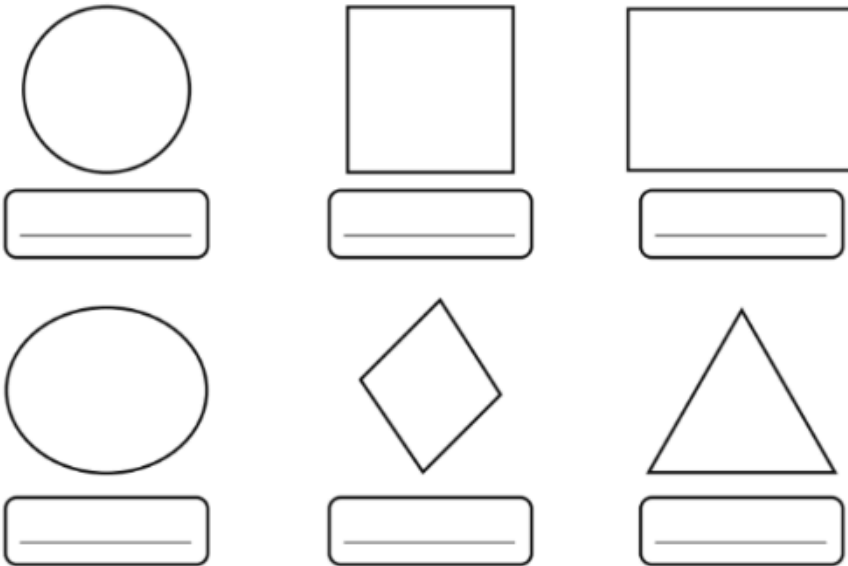
Last _____.

In the end _____.

Learn about Shapes

Label the Shapes

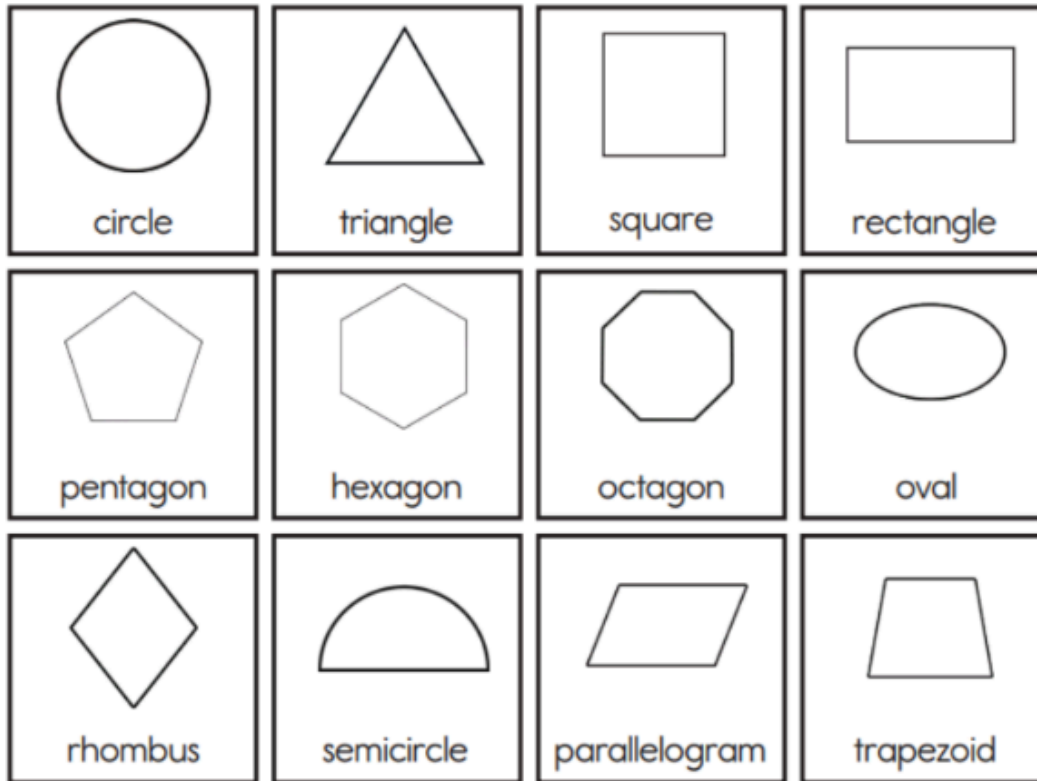
Directions: Use the word bank to label the shapes.







Need Help?

Look at the pictures on the next page. 👁️👁️

Learn about Shapes



Make a Picture

1. Color the shapes above. 
2. Cut out the shapes 
3. Glue them on paper to make a picture. 
4. Label all the shapes in your picture. 

Mystery Math Addition Picture

Solve the problems and use the number key below to color the squares. What is the picture?

0+31	17+17	33+1	18+13	15+16	2+8	3+4	6+0	5+5	27+4	14+17	0+32	12+20	25+10
1+31	30+4	29+6	6+25	3+9	8+4	10+5	9+4	10+3	8+5	24+11	16+16	19+12	17+15
30+3	9+26	31+0	10+6	10+10	9+11	8+8	8+9	14+3	9+9	11+5	11+20	9+23	33+0
9+25	20+11	5+26	10+13	13+13	21+0	14+14	15+11	22+0	19+10	9+12	2+30	19+12	17+14
10+24	6+29	9+24	9+15	18+11	26+0	2+1	3+0	15+15	16+13	11+12	31+2	17+17	24+0
11+24	21+10	0+34	1+34	2+19	11+11	12+11	5+19	10+15	2+23	20+11	10+25	3+29	13+21
29+4	32+0	9+23	17+5	0+24	0+25	10+12	24+1	20+1	1+22	0+22	8+24	33+2	30+1
9+22	26+8	6+16	9+14	3+18	22+3	3+25	5+22	25+0	4+17	19+6	7+14	22+9	18+14
28+5	23+0	8+15	12+12	27+6	3+20	7+21	29+1	3+20	30+5	13+10	13+12	10+11	15+18
2+33	14+7	11+13	33+1	11+13	4+21	10+17	18+8	18+4	7+18	20+13	6+15	7+15	21+13
16+15	33+1	4+28	28+7	9+13	28+2	25+2	3+27	29+0	7+15	34+1	20+12	32+1	16+17
27+8	12+20	28+7	34+1	5+20	11+15	28+0	17+9	10+16	14+10	19+13	24+8	14+19	22+12
12+22	24+7	29+2	29+5	15+6	20+3	8+16	9+15	16+5	6+19	13+20	33+2	12+19	21+13
26+5	13+20	5+27	20+15	1+1	2+2	34+0	30+5	3+1	1+4	15+17	12+22	23+8	11+20
1+33	25+7	25+6	16+16	6+26	14+18	29+6	7+25	13+19	17+14	28+3	31+4	20+12	32+3

Color key:

Answer 1-5: yellow

Answer 11-15: purple

Answer 21-25: black

Answer 31-35: blue

Answer 6-10: red

Answer 16-20: grey

Answer 26-30: white