

# Activity Supports


<p>Aa</p> <p>a</p>	<p>Bb</p> <p>b</p>	<p>Cc</p> <p>c ck k</p>	<p>Dd</p> <p>d</p>	<p>Ee</p> <p>e ea</p>	<p>Ff</p> <p>f ph</p>	<p>Gg</p> <p>g</p>	<p>Hh</p> <p>h_</p>	<p>Ii</p> <p>i</p>	<p>Jj</p> <p>j ge dge gi</p>	<p>Kk</p> <p>k c ck</p>
<p>Ll</p> <p>l</p>	<p>Mm</p> <p>m mb</p>	<p>Nn</p> <p>n kn gn</p>	<p>Oo</p> <p>o</p>	<p>Pp</p> <p>p</p>	<p>Qq</p> <p>qu_</p>	<p>Rr</p> <p>r wr_</p>	<p>Ss</p> <p>s ci_ ce cy</p>	<p>Tt</p> <p>t</p>	<p>Uu</p> <p>u</p>	<p>Vv</p> <p>v</p>
<p>Ww</p> <p>w_ wh_</p>	<p>Xx</p> <p>x</p>	<p>Yy</p> <p>y_</p>	<p>Zz</p> <p>z _s</p>	<p>Aa</p> <p>a ai_ a_e _ay</p>	<p>Ee</p> <p>e ea ee _y _ie _ey e_e</p>	<p>Ii</p> <p>i _igh i_e _y _ie</p>	<p>Oo</p> <p>o _ow o_e oa_</p>	<p>Uu</p> <p>u _ew u_e _ue</p>	<p>sh</p>	<p>th</p>
<p>ch tch</p>	<p>ng</p>	<p>nk</p>	<p>or</p>	<p>ar</p>	<p>er ir ur</p>	<p>oo _ew _ue _e u</p>	<p>oo</p>	<p>ow ou_</p>	<p>aw au_</p>	<p>oi _oy</p>



## Day 1: Digraphs

# DIGRAPHS

2 letters that say 1 sound


sh	ch	th	ck
<b>fish</b> 	<b>chop</b> 	<b>bath</b> 	<b>duck</b> 
<b>cash</b> 	<b>chin</b> 	<b>moth</b> 	<b>sock</b> 
<b>shell</b> 	<b>bench</b> 	<b>them</b> 	<b>lock</b> 
<b>ship</b> 	<b>punch</b> 	<b>that</b> 	<b>neck</b> 

©Smart and Special Teaching



## Day 1: States of Matter

# STATES OF MATTER



**solid**




**liquid**



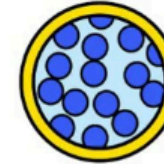
**gas**



Particles are tightly packed, usually with a regular pattern.




**A solid keeps its own shape.**



Particles are close together with no regular pattern.



**A liquid takes the shape of the container.**



Particles are well separated with no regular pattern.



**A gas takes the shape of the container and fills it.**

© Lucky Life Learners 2022



### Day 3: Problem and Solution

## Elements of a Narrative

### Beginning

Meet the characters in their world.

**Characters**  
People and animals



**Setting**  
Time and place



### Middle

The characters face a problem.



### End

The characters solve the problem.

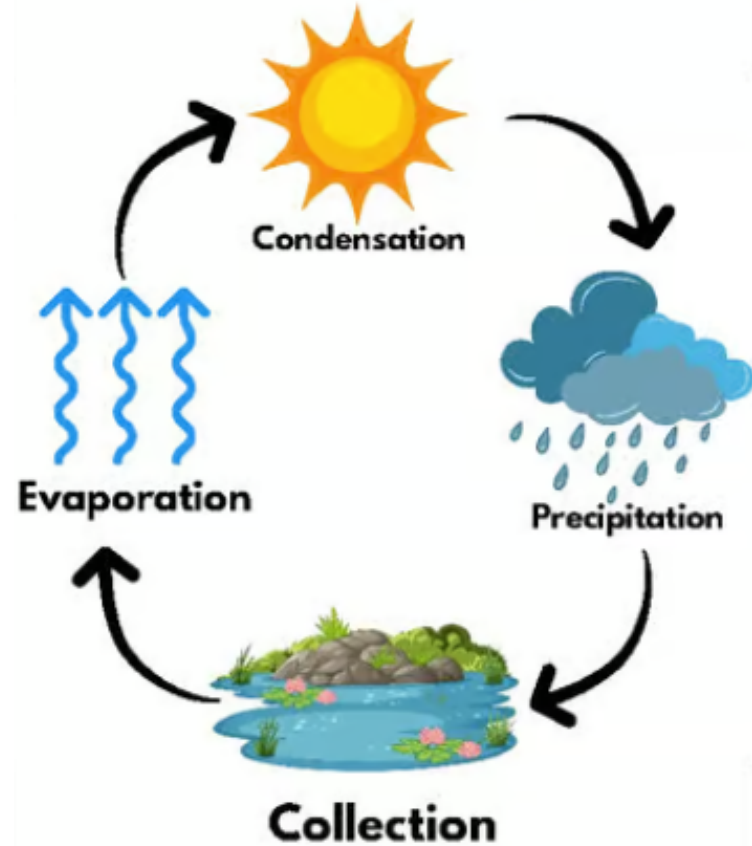


© Houghton Mifflin Harcourt Publishing Company. All rights reserved.



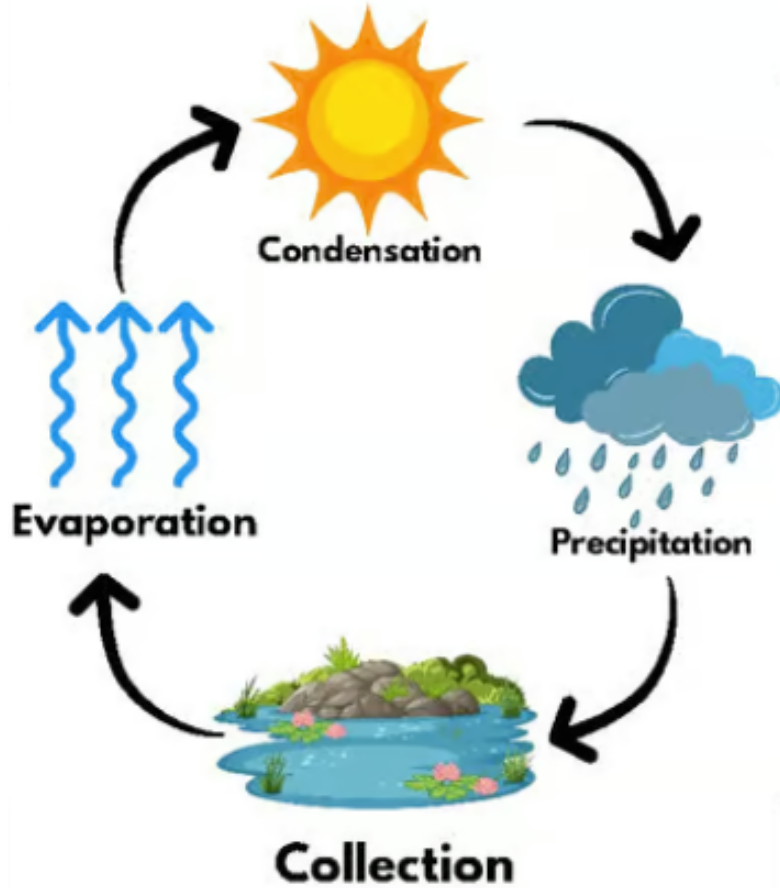
### Day 3: Water Cycle

## The Water Cycle



 Day 3: Water Cycle

# The Water Cycle

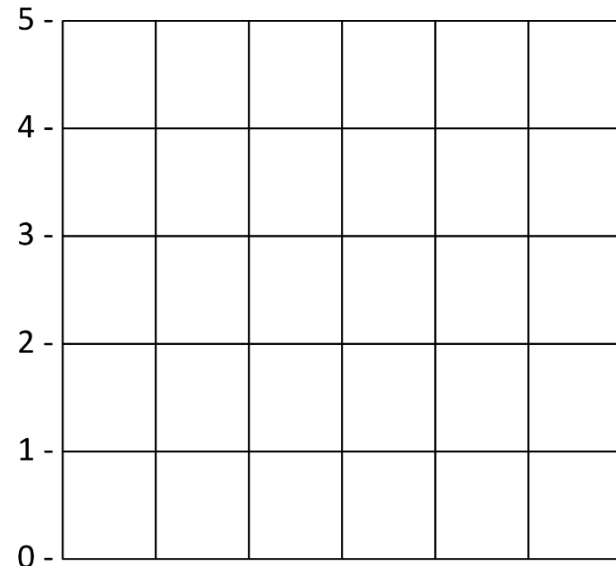


 Day 5: Examples of Graphs

NAME:  DATE:

## BAR GRAPH

TITLE:





## Day 5- Resources

### Human and Capital Resources

**Human resources** are people, workers like doctors and pilots.



**Capital resources** are goods that are made and used to do a job.



**Natural resources** are found in nature and used by people.



Check the correct box to identify which group of resources each picture belongs in.

	Human resources	Capital resources	Natural resources
Builder			
Baker			
Hammer			
Sun			
Wood			



# 1-cm Square Grid



© 2015 Pearson Education, Inc.