

CAAC Meeting Program Financial Update

February 19, 2026



2018 Capital Improvement Program

January 2026

Program Dollar Value by Phase



Project Phase	Project Count	Dollar Value
0-Not Started	0	\$0
1-Design	0	\$0
2-Bid-Award	0	\$0
3-Construction	1	\$62,500
4-Close Out	1	\$271,022
5-Complete	367	\$777,187,573
6-On Hold	0	\$0
7-Contingency	3	\$495,012
Totals	372	\$778,016,107

*FF&E work at Chatfield HS is still in the **construction phase**. Cafeteria tables are scheduled for delivery immediately after spring break.

February 2026

Program Dollar Value by Phase



Project Phase	Project Count	Dollar Value
0-Not Started	0	\$0
1-Design	0	\$0
2-Bid-Award	0	\$0
3-Construction	1	\$62,500
4-Close Out	1	\$271,022
5-Complete	368	\$777,385,536
6-On Hold	0	\$0
7-Contingency	3	\$297,049
Totals	373	\$778,016,107

*DW Security glazing is still in the **closeout phase**. We are working to move the project to a **completed** status.

Key Difference: Contingency amount reduced by \$197,963

2018 Capital Improvement Program

Program Dollar Value by Phase February 2026



Project Phase	Project Count	Dollar Value
0-Not Started	0	\$0
1-Design	0	\$0
2-Bid-Award	0	\$0
3-Construction	1	\$62,500
4-Close Out	1	\$271,022
5-Complete	368	\$777,385,536
6-On Hold	0	\$0
7-Contingency	3	\$297,049
Totals	373	\$778,016,107

Key Difference:
Contingency amount reduced by \$197,963

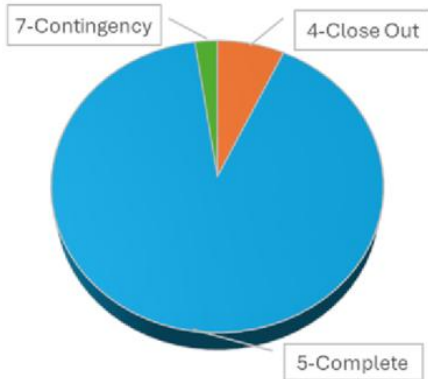
Project Description	Work Progress		Budget Summary				
	Phase	%	Original	Current	Variance	Haz-Mat	Notes
Chatfield HS FF&E	Construction	59%	\$37,500	\$62,500	\$25,000	\$0	
Arvada West HS Floor Resurfacing	Complete	100%	\$0	\$75,662	\$75,662	\$0	
Columbine HS Retaining Wall	Complete	100%	\$0	\$83,200	\$83,200	\$0	
Drake MS FF&E	Complete	100%	\$126,000	\$319,454	\$193,454	\$0	
Normandy ES FF&E	Complete	100%	\$393,750	\$302,057	(\$91,693)	\$0	
Oberon MS Efficiency & Future Ready -F	Complete	100%	\$0	\$39,445	\$39,445	\$0	
Pennington ES FF&E	Complete	100%	\$68,250	\$156,921	\$88,671	\$0	
Reallocation of Great Work Charter Budget 1-Other	Complete	100%	\$0	\$3,375,736	\$3,375,736	\$0	SC
Secrest ES FF&E	Complete	100%	\$357,000	\$189,230	(\$167,770)	\$0	
Stevens ES FF&E	Complete	100%	\$79,800	\$130,800	\$51,000	\$0	
Swanson ES FF&E	Complete	100%	\$498,750	\$158,655	(\$340,095)	\$0	
Ute Meadows ES FF&E	Complete	100%	\$52,500	\$411,300	\$358,800	\$0	
Van Arsdale ES FF&E	Complete	100%	\$444,150	\$260,464	(\$183,686)	\$0	
Warder ES FF&E	Complete	100%	\$400,973	\$261,430	(\$139,543)	\$0	
West Woods ES FF&E	Complete	100%	\$39,375	\$446,371	\$406,996	\$0	
Westgate ES FF&E	Complete	100%	\$509,250	\$275,699	(\$233,551)	\$0	
Wheat Ridge HS Efficiency & Future Ready Phase 2	Complete	100%	\$0	\$5,877,902	\$5,877,902	\$244,230	DB,SC
F DW Modular Bldg Removal 2024-25 3-ES 1-MS	Complete	100%	\$0	\$187,163	\$187,163	\$10,800	
Glennon Heights ES FF&E	Cancelled	0%	\$294,000	\$0	(\$294,000)	\$0	R
Moore MS FF&E	Cancelled	0%	\$710,850	\$0	(\$710,850)	\$0	R
2025 Subtotals:			\$4,012,148	\$12,613,989	\$8,601,841	\$255,030	

Funds were allocated to the DW Modular Building Removal project on page 6 of the financial packet

2024/2025 Capital Program

January 2026

Program Dollar Value by Phase

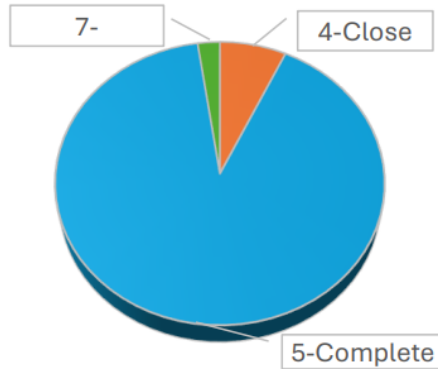


Project Phase	Project Count	Dollar Value
2-Bid-Award	0	\$0
3-Construction	0	\$0
4-Close Out	3	\$2,318,145
5-Complete	39	\$7,684,173
6-On Hold	0	\$0
7-Contingency	1	\$183,081
Totals	43	\$10,185,399

*One project moved from close out to complete.

*Key Difference: a \$12,661 reduction in contingency

Program Dollar Value by Phase



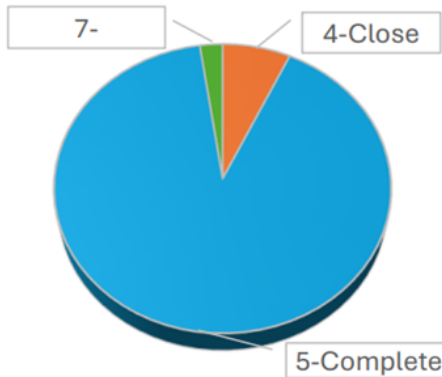
Project Phase	Project Count	Dollar Value
2-Bid-Award	0	\$0
3-Construction	0	\$0
4-Close Out	2	\$1,948,857
5-Complete	40	\$8,066,122
6-On Hold	0	\$0
7-Contingency	1	\$170,420
Totals	43	\$10,185,399

February 2026

2024/2025 Capital Program

February 2026

Program Dollar Value by Phase



Project Phase	Project Count	Dollar Value
2-Bid-Award	0	\$0
3-Construction	0	\$0
4-Close Out	2	\$1,948,857
5-Complete	40	\$8,066,122
6-On Hold	0	\$0
7-Contingency	1	\$170,420
Totals	43	\$10,185,399

Contingency reduction funded the completion of the secured landscape yard listed on page 2 of the financial packet. The update also reflects realized budget savings/improvements from other projects in the program

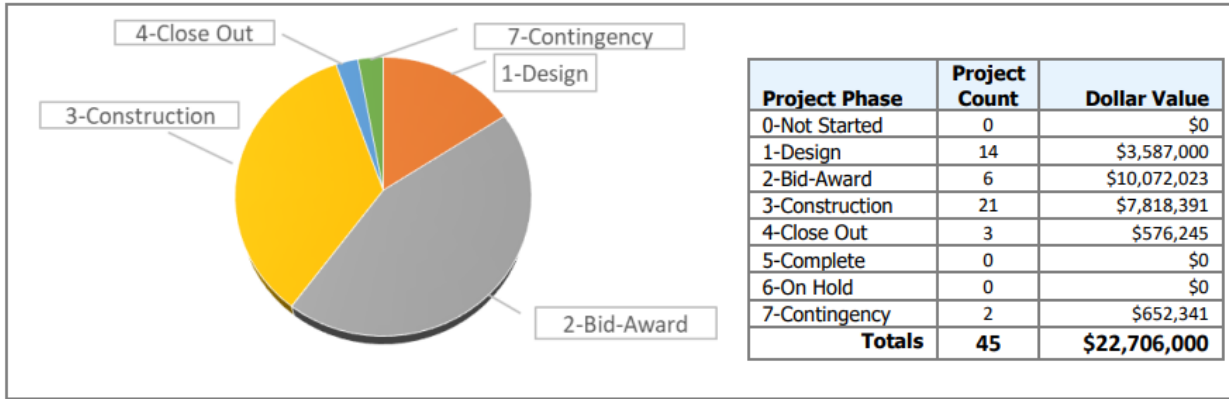
2024-25 Capital Program - Project Detail

Project Description	Work Progress		Capital Budget	Other Funding Sources
	Phase	%		
25M Warder ES Site Rehab	Complete	100%	\$29,150	\$0
25M Conifer HS Fire Pump Bldg Standby Power	Close Out	95%	\$116,780	\$0
25M Alameda HS Boiler Replacement	Complete	100%	\$901,425	\$0
25M Alameda HS HVAC and Gym Roof	Close Out	98%	\$1,832,077	\$0
25M Dakota Ridge HS Chiller	Complete	100%	\$1,152,356	\$0
25M Landscape Svcs Yard Security	Complete	100%	\$143,749	\$123,031



2025/2026 Capital Program

Program Dollar Value by Phase



*Four Projects received BOE approval on February 12, 2026

*\$200,000 moved from Hazmat Allocation to support the abatement at Fletcher Miller.

*Contingency Updates as reflected in the financial packet and Construction Update presentation.

Program Narrative

The 2025-26 Capital Program is comprised of projects funded by the fiscal 2026 capital reserve plan and targeted for completion in the 2025-2026 construction cycle. These projects are reviewed by the Capital Asset Advisory Committee.

Most construction projects in Design are in the construction documents phase. Final estimates will be evaluated in the coming weeks and projects will go out for bid in Q1 2026.

Program Financial Summary:

Total Allocated to 26M Projects	\$ 22,053,659
Allocated to Fletcher Miller Special	\$604,000
Estimating Contingency	\$350,000
Program Contingency	\$302,341
Total Unallocated (Contingencies)	\$652,341
Total Program Funding	\$23,310,000
Fiscal Year 2026 Target	\$23,310,000

Thank You!

